

Portimao 4.592 m

Pirelli Portuguese Round, 27-29 March 2026
Chronological Analysis Race 2

Start at 14:00'41.792

1 / 5

1° 53 V. DEBISE [1'43.623]							
Lap	Seg1	Seg2	Seg3	Seg4	Lap Time	km/h	Local Time
1		32.886	25.635	23.041	1'44.808	165,7	14:02'26.600
2	21.981	33.066	25.453	23.150	1'43.650	276,4	14:04'10.250
3	22.154	32.898	25.443	23.128	1'43.623	271,6	14:05'53.873
4	22.160	33.010	25.479	23.215	1'43.864	268,2	14:07'37.737
5	22.227	33.072	25.539	23.250	1'44.088	266,2	14:09'21.825
6	22.216	32.965	25.531	23.316	1'44.028	266,2	14:11'05.853
7	22.230	32.949	25.481	23.376	1'44.036	266,9	14:12'49.889
8	22.223	32.913	25.590	23.277	1'44.003	264,3	14:14'33.892
9	22.243	32.916	25.573	23.436	1'44.168	264,9	14:16'18.060
10	22.246	32.883	25.584	23.404	1'44.117	264,9	14:18'02.177
11	22.273	32.956	25.617	23.371	1'44.217	265,6	14:19'46.394
12	22.237	33.091	25.620	23.492	1'44.440	264,3	14:21'30.834
13	22.369	33.081	25.679	23.533	1'44.662	262,4	14:23'15.496
14	22.408	33.018	25.618	23.580	1'44.624	262,4	14:25'00.120
15	22.464	33.316	26.460	23.597	1'45.837	260,5	14:26'45.957
16	22.700	33.305	25.777	23.609	1'45.391	268,2	14:28'31.348
17	22.513	33.086	25.731	23.684	1'45.014	261,7	14:30'16.362

Race Time 29'34.570

2° 5 J. MASIA [1'43.887]							
Lap	Seg1	Seg2	Seg3	Seg4	Lap Time	km/h	Local Time
1		33.498	25.626	23.105	1'46.593	168,5	14:02'28.385
2	22.433	33.222	25.526	23.174	1'44.355	282,2	14:04'12.740
3	22.136	32.996	25.996	23.100	1'44.228	283,7	14:05'56.968
4	22.438	33.028	25.491	23.145	1'44.102	281,5	14:07'41.070
5	22.301	32.997	25.668	23.178	1'44.144	283,7	14:09'25.214
6	22.165	32.893	25.586	23.243	1'43.887	277,8	14:11'09.101
7	22.302	32.964	25.674	23.369	1'44.309	275,0	14:12'53.410
8	22.222	32.915	25.647	23.354	1'44.138	276,4	14:14'37.548
9	22.247	32.964	25.652	23.350	1'44.213	275,7	14:16'21.761
10	22.346	33.191	25.750	23.329	1'44.616	276,4	14:18'06.377
11	22.218	33.074	25.657	23.348	1'44.297	276,4	14:19'50.674
12	22.137	32.956	25.582	23.539	1'44.214	275,0	14:21'34.888
13	22.272	32.881	25.475	23.496	1'44.124	270,9	14:23'19.012
14	22.240	32.974	25.617	23.594	1'44.425	271,6	14:25'03.437
15	22.282	33.007	25.666	23.561	1'44.516	269,6	14:26'47.953
16	22.262	32.900	25.579	23.432	1'44.173	272,3	14:28'32.126
17	22.504	32.991	25.754	23.707	1'44.956	275,7	14:30'17.020

Race Time 29'35.292

3° 75 A. ARENAS [1'43.655]							
Lap	Seg1	Seg2	Seg3	Seg4	Lap Time	km/h	Local Time
1		33.293	25.702	23.098	1'45.744	171,2	14:02'27.536
2	22.796	32.814	25.568	23.186	1'44.364	268,9	14:04'11.900
3	22.038	32.797	26.293	23.091	1'44.219	276,4	14:05'56.119
4	22.333	32.894	25.702	23.127	1'44.056	272,3	14:07'40.175
5	22.214	32.814	25.590	23.037	1'43.655	269,6	14:09'23.830
6	22.225	32.875	25.551	23.097	1'43.748	270,2	14:11'07.578
7	22.193	32.798	25.706	23.154	1'43.851	273,6	14:12'51.429
8	22.285	32.874	25.583	23.150	1'43.892	268,9	14:14'35.321
9	22.249	32.913	25.575	23.283	1'44.020	267,6	14:16'19.341
10	22.248	32.900	25.562	23.258	1'43.968	264,9	14:18'03.309
11	22.358	33.058	25.607	23.356	1'44.379	266,2	14:19'47.688
12	22.398	32.924	25.699	23.321	1'44.342	263,7	14:21'32.030
13	22.453	33.017	25.631	23.387	1'44.488	262,4	14:23'16.518
14	22.397	32.923	25.697	23.397	1'44.414	260,5	14:25'00.932
15	22.501	33.056	25.795	23.488	1'44.840	263,0	14:26'45.772
16	22.963	33.467	25.910	23.516	1'45.856	259,9	14:28'31.628
17	22.864	33.436	26.156	23.765	1'46.221	259,9	14:30'17.849

Race Time 29'36.057

4° 94 L. MAHIAS [1'43.615]							
Lap	Seg1	Seg2	Seg3	Seg4	Lap Time	km/h	Local Time
1		32.941	25.570	23.098	1'44.647	165,9	14:02'26.439

2	22.504	32.974	25.465	23.092	1'44.035	270,2	14:04'10.474
3	22.226	32.825	25.480	23.084	1'43.615	275,0	14:05'54.089
4	22.250	32.899	25.620	23.107	1'43.876	272,3	14:07'37.965
5	22.353	32.931	25.610	23.130	1'44.024	271,6	14:09'21.989
6	22.366	32.926	25.632	23.038	1'43.962	268,2	14:11'05.951
7	22.464	32.871	25.589	23.193	1'44.117	265,6	14:12'50.068
8	22.358	32.935	25.622	23.205	1'44.120	268,9	14:14'34.188
9	22.347	32.960	25.716	23.279	1'44.302	266,9	14:16'18.490
10	22.318	32.956	25.618	23.227	1'44.119	267,6	14:18'02.609
11	22.319	32.944	25.643	23.252	1'44.158	268,2	14:19'46.767
12	22.319	32.966	25.716	23.308	1'44.309	267,6	14:21'31.076
13	22.564	32.912	25.836	23.406	1'44.718	265,6	14:23'15.794
14	22.441	32.957	25.774	23.386	1'44.558	266,9	14:25'00.352
15	22.566	33.299	25.812	23.706	1'45.383	266,2	14:26'45.735
16	23.093	33.679	25.771	23.462	1'46.005	258,0	14:28'31.740
17	22.596	33.443	26.257	23.834	1'46.130	265,6	14:30'17.870

Race Time 29'36.078

5° 37 R. GARCIA [1'43.723]							
Lap	Seg1	Seg2	Seg3	Seg4	Lap Time	km/h	Local Time
1		33.769	25.644	23.136	1'46.095	167,7	14:02'27.887
2	22.530	33.004	25.490	23.054	1'44.078	283,7	14:04'11.965
3	22.293	32.972	25.475	23.238	1'43.978	276,4	14:05'55.943
4	22.265	32.972	25.325	23.293	1'43.855	267,6	14:07'39.798
5	22.263	32.886	25.474	23.254	1'43.877	266,9	14:09'23.675
6	22.156	32.859	25.442	23.266	1'43.723	266,9	14:11'07.398
7	22.114	32.933	25.450	23.301	1'43.798	267,6	14:12'51.196
8	22.275	32.777	25.483	23.272	1'43.807	264,3	14:14'35.003
9	22.287	32.876	25.759	23.365	1'44.287	264,9	14:16'19.290
10	23.150	33.016	25.463	23.419	1'45.048	264,9	14:18'04.338
11	22.261	33.079	25.706	23.493	1'44.539	268,9	14:19'48.877
12	22.280	33.167	25.648	23.564	1'44.659	264,9	14:21'33.536
13	22.262	33.005	25.629	23.567	1'44.463	264,9	14:23'17.999
14	22.232	32.994	25.565	23.552	1'44.343	263,0	14:25'02.342
15	22.325	33.013	25.694	23.681	1'44.713	264,3	14:26'47.055
16	22.391	33.165	25.989	23.468	1'45.013	266,9	14:28'32.068
17	22.713	33.392	25.843	23.893	1'45.841	270,2	14:30'17.909

Race Time 29'36.117

6° 65 P. DETTL [1'43.974]							
Lap	Seg1	Seg2	Seg3	Seg4	Lap Time	km/h	Local Time
1		33.297	25.660	23.200	1'46.032	174,2	14:02'27.824
2	22.305	32.816	25.600	23.260	1'43.981	285,9	14:04'11.805
3	22.414	33.190	25.887	23.182	1'44.673	278,6	14:05'56.478
4	22.333	32.956	25.571	23.277	1'44.137	280,0	14:07'40.615
5	22.297	32.901	25.516	23.260	1'43.974	279,3	14:09'24.589
6	22.276	32.930	25.637	23.318	1'44.161	272,9	14:11'08.750
7	22.164	32.879	25.645	23.343	1'44.031	273,6	14:12'52.781
8	22.298	32.947	25.628	23.310	1'44.183	272,3	14:14'36.964
9	22.363	32.932	25.672	23.426	1'44.393	271,6	14:16'21.357
10	22.390	33.066	25.624	23.409	1'44.489	272,3	14:18'05.846
11	22.390	33.140	25.814	23.426	1'44.770	272,3	14:19'50.616
12	22.522	33.398	25.852	23.565	1'45.337	272,3	14:21'35.953
13	22.590	33.176	25.769	23.481	1'45.016	271,6	14:23'20.969
14	22.499	33.177	25.869	23.564	1'45.109	272,9	14:25'06.078
15	22.602	33.280	25.932	23.683	1'45.497	266,9	14:26'51.575
16	22.529	33.176	25.993	23.729	1'45.427	268,9	14:28'37.002
17	22.747	33.261	26.044	23.794	1'45.846	266,2	14:30'22.848

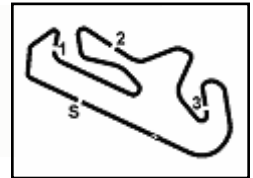
Race Time 29'41.056

7° 52 J. ALCOBA [1'44.024]							
Lap	Seg1	Seg2	Seg3	Seg4	Lap Time	km/h	Local Time
1		33.565	25.782	23.140	1'47.091	173,4	14:02'28.883
2	22.363	33.122	25.634	23.151	1'44.270	280,7	14:04'13.153
3	22.116	32.916	25.749	23.309	1'44.090	284,4	14:05'57.243
4	22.437	33.321	25.705	23.327	1'44.790	279,3	14:07'42.033

29/03/2026 P = Pits In/Out - C = Lap Time Cancelled

These data/results cannot be reproduced, stored and/or transmitted in whole or in part by any manner of electronic, mechanical, photocopying, recording, broadcasting or otherwise now known or herein after developed without the previous express consent by the copyright owner, except for reproduction in daily press and regular printed publications on sale to the public within 60 days of the event related to those data/results and always provided that copyright symbol appears together as follows below.

© DORNA WSBK ORGANIZATION Srl 2026



Portimao 4.592 m

Pirelli Portuguese Round, 27-29 March 2026
Chronological Analysis Race 2

2 / 5

Start at 14:00'41.792

5	22.170	32.967	25.676	23.371	1'44.184	270,9	14:09'26.217	8	22.303	32.969	25.654	23.096	1'44.022	279,3	14:14'37.747
6	22.114	32.925	25.714	23.271	1'44.024	272,3	14:11'10.241	9	22.460	33.023	25.652	23.185	1'44.320	273,6	14:16'22.067
7	22.100	32.876	25.738	23.392	1'44.106	275,7	14:12'54.347	10	22.630	33.148	25.843	23.406	1'45.027	277,8	14:18'07.094
8	22.172	32.927	25.620	23.307	1'44.026	272,9	14:14'38.373	11	22.273	33.110	25.570	23.340	1'44.293	275,7	14:19'51.387
9	22.161	32.986	25.695	23.322	1'44.164	275,0	14:16'22.537	12	22.538	33.038	26.121	24.660	1'46.357	275,0	14:21'37.744
10	22.350	33.101	25.718	23.686	1'44.855	275,0	14:18'07.392	13	22.846	33.095	25.585	23.577	1'45.103	264,3	14:23'22.847
11	22.254	33.082	25.637	23.376	1'44.349	275,0	14:19'51.741	14	22.379	32.927	25.763	23.415	1'44.484	270,9	14:25'07.331
12	22.307	33.051	26.131	23.651	1'45.140	275,0	14:21'36.881	15	22.398	33.165	25.853	23.477	1'44.893	271,6	14:26'52.224
13	22.365	33.222	25.722	23.475	1'44.784	268,9	14:23'21.665	16	22.620	33.508	25.908	23.761	1'45.797	270,9	14:28'38.021
14	22.383	33.136	25.882	23.426	1'44.827	270,2	14:25'06.492	17	22.883	33.519	26.128	23.818	1'46.348	270,2	14:30'24.369
15	22.563	33.211	26.000	23.556	1'45.330	273,6	14:26'51.822	Race Time 29'42.577							
16	22.442	33.267	25.906	24.035	1'45.650	275,0	14:28'37.472	Race Time 29'41.612							
17	22.818	33.537	25.877	23.700	1'45.932	259,2	14:30'23.404	Race Time 29'42.577							

11°		40 M. CASADEI [1'44.083]						
Lap	Seg1	Seg2	Seg3	Seg4	Lap Time	km/h	Local Time	
1		34.017	25.763	23.288	1'48.164	188,5	14:02'29.956	
2	22.599	33.173	25.975	23.138	1'44.885	280,0	14:04'14.841	
3	22.236	33.036	25.578	23.233	1'44.083	284,4	14:05'58.924	
4	22.270	33.033	25.671	23.314	1'44.288	281,5	14:07'43.212	
5	22.525	33.394	25.587	23.211	1'44.717	275,0	14:09'27.929	
6	22.371	33.104	25.804	23.227	1'44.506	275,0	14:11'12.435	
7	22.317	32.944	25.711	23.288	1'44.260	275,0	14:12'56.695	
8	22.715	32.973	25.668	23.292	1'44.648	266,9	14:14'41.343	
9	22.273	33.050	25.696	23.306	1'44.325	277,1	14:16'25.668	
10	22.503	33.134	25.788	23.923	1'45.348	276,4	14:18'11.016	
11	22.611	33.349	26.335	23.688	1'45.983	272,3	14:19'56.999	
12	22.483	33.041	25.647	23.520	1'44.691	274,3	14:21'41.690	
13	22.472	33.036	25.677	23.603	1'44.788	268,9	14:23'26.478	
14	22.396	33.058	25.694	23.611	1'44.759	268,2	14:25'11.237	
15	22.495	33.051	25.725	23.799	1'45.070	265,6	14:26'56.307	
16	22.593	33.090	25.679	23.687	1'45.049	261,7	14:28'41.356	
17	22.971	33.194	25.799	23.742	1'45.706	263,0	14:30'27.062	
Race Time 29'45.270								

8°		61 C. ONCU [1'43.751]						
Lap	Seg1	Seg2	Seg3	Seg4	Lap Time	km/h	Local Time	
1		33.435	25.659	23.124	1'46.244	176,5	14:02'28.036	
2	22.708	33.001	25.589	23.027	1'44.325	266,2	14:04'12.361	
3	22.269	33.018	25.834	23.096	1'44.217	270,9	14:05'56.578	
4	22.498	33.473	25.645	23.074	1'44.690	277,1	14:07'41.268	
5	22.234	33.115	25.820	22.980	1'44.149	276,4	14:09'25.417	
6	22.303	33.186	25.551	23.365	1'44.405	275,7	14:11'09.822	
7	22.051	32.862	25.609	23.229	1'43.751	277,8	14:12'53.573	
8	22.258	32.918	25.700	23.253	1'44.129	276,4	14:14'37.702	
9	22.292	32.942	25.734	23.293	1'44.261	274,3	14:16'21.963	
10	22.595	32.925	25.807	23.303	1'44.630	273,6	14:18'06.593	
11	22.276	33.101	25.854	23.447	1'44.678	272,3	14:19'51.271	
12	22.364	33.174	25.846	23.385	1'44.769	272,9	14:21'36.040	
13	22.248	33.233	25.768	23.520	1'44.769	270,9	14:23'20.809	
14	22.871	33.296	25.906	23.385	1'45.458	260,5	14:25'06.267	
15	22.931	33.265	25.998	23.426	1'45.620	268,9	14:26'51.887	
16	22.683	33.236	25.916	23.777	1'45.612	274,3	14:28'37.499	
17	22.801	33.942	26.066	23.673	1'46.482	259,2	14:30'23.981	
Race Time 29'42.189								

12°		69 T. BOOTH-AMOS [1'43.924]						
Lap	Seg1	Seg2	Seg3	Seg4	Lap Time	km/h	Local Time	
1		33.791	25.913	23.190	1'47.842	180,3	14:02'29.634	
2	22.271	33.220	25.690	23.229	1'44.410	284,4	14:04'14.044	
3	22.094	33.044	25.650	23.136	1'43.924	285,2	14:05'57.968	
4	22.283	33.192	25.836	23.225	1'44.536	282,2	14:07'42.504	
5	22.600	33.103	25.844	23.053	1'44.600	279,3	14:09'27.104	
6	22.315	32.984	25.727	23.110	1'44.136	282,9	14:11'11.240	
7	22.330	33.040	25.758	23.238	1'44.366	282,2	14:12'55.606	
8	22.180	33.045	25.699	23.293	1'44.217	277,8	14:14'39.823	
9	22.260	33.113	25.773	23.297	1'44.443	273,6	14:16'24.266	
10	22.230	32.984	25.751	23.322	1'44.287	274,3	14:18'08.553	
11	22.264	35.060	25.834	23.558	1'46.716	275,0	14:19'55.269	
12	22.311	32.992	25.766	23.456	1'44.525	270,2	14:21'39.794	
13	22.417	33.139	25.783	23.449	1'44.788	270,2	14:23'24.582	
14	22.341	32.989	25.900	23.480	1'44.710	268,9	14:25'09.292	
15	22.307	33.167	25.953	26.152	1'47.579	268,9	14:26'56.871	
16	22.484	33.052	25.781	23.459	1'44.776	270,2	14:28'41.647	
17	22.553	33.226	26.183	23.504	1'45.466	274,3	14:30'27.113	
Race Time 29'45.321								

9°		6 C. PEROLARI [1'43.919]						
Lap	Seg1	Seg2	Seg3	Seg4	Lap Time	km/h	Local Time	
1		33.703	25.614	23.011	1'46.333	170,9	14:02'28.125	
2	22.429	33.009	25.556	22.943	1'43.937	266,2	14:04'12.062	
3	22.368	33.094	25.626	23.159	1'44.247	275,0	14:05'56.309	
4	22.646	32.951	25.647	23.120	1'44.364	272,3	14:07'40.673	
5	22.377	32.940	25.728	23.107	1'44.152	271,6	14:09'24.825	
6	22.283	32.922	25.592	23.122	1'43.919	273,6	14:11'08.744	
7	22.348	32.901	25.704	23.217	1'44.170	267,6	14:12'52.914	
8	22.326	32.945	25.693	23.256	1'44.220	270,2	14:14'37.134	
9	22.390	32.919	25.699	23.325	1'44.333	272,3	14:16'21.467	
10	22.446	33.184	25.680	23.247	1'44.557	270,9	14:18'06.024	
11	22.361	33.401	25.734	23.415	1'44.911	272,3	14:19'50.935	
12	22.451	33.269	26.278	23.257	1'45.255	271,6	14:21'36.190	
13	22.464	33.174	25.886	23.329	1'44.853	270,9	14:23'21.043	
14	22.483	33.201	25.981	23.411	1'45.076	266,9	14:25'06.119	
15	22.683	33.278	26.064	23.499	1'45.524	263,7	14:26'51.643	
16	22.753	33.239	25.872	23.965	1'45.829	262,4	14:28'37.472	
17	23.088	33.374	26.513	23.710	1'46.685	258,0	14:30'24.157	
Race Time 29'42.365								

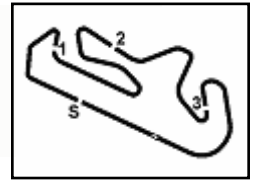
13°		70 J. WHATLEY [1'44.155]						
Lap	Seg1	Seg2	Seg3	Seg4	Lap Time	km/h	Local Time	
1		34.019	25.923	23.133	1'48.193	180,6	14:02'29.985	
2	22.175	33.132	25.655	23.253	1'44.215	283,7	14:04'14.200	
3	22.144	33.060	25.581	23.370	1'44.155	284,4	14:05'58.355	
4	22.264	33.030	25.800	23.446	1'44.540	279,3	14:07'42.895	
5	22.581	33.097	25.765	23.274	1'44.717	277,1	14:09'27.612	
6	22.218	33.273	25.710	23.431	1'44.632	277,8	14:11'12.244	
7	22.285	32.940	25.764	23.448	1'44.437	272,9	14:12'56.681	
8	22.529	32.959	25.682	23.364	1'44.534	268,2	14:14'41.215	
9	22.553	33.020	25.774	23.329	1'44.676	273,6	14:16'25.891	
10	22.386	33.212	25.789	23.711	1'45.098	280,0	14:18'10.989	

29/03/2026 P = Pits In/Out - C = Lap Time Cancelled

These data/results cannot be reproduced, stored and/or transmitted in whole or in part by any manner of electronic, mechanical, photocopying, recording, broadcasting or otherwise now known or herein after developed without the previous express consent by the copyright owner, except for reproduction in daily press and regular printed publications on sale to the public within 60 days of the event related to those data/results and always provided that copyright symbol appears together as follows below.

© DORNA WSBK ORGANIZATION Srl 2026





Portimao 4.592 m

**Pirelli Portuguese Round, 27-29 March 2026
Chronological Analysis Race 2**

Start at 14:00'41.792

3 / 5

11	22.859	33.354	26.240	23.675	1'46.128	271,6	14:19'57.117	14	22.500	33.227	25.708	23.491	1'44.926	275,7	14:25'12.503
12	22.831	33.170	25.777	23.367	1'45.145	273,6	14:21'42.262	15	22.374	33.260	25.975	23.587	1'45.196	270,9	14:26'57.699
13	22.498	33.077	25.751	23.691	1'45.017	276,4	14:23'27.279	16	22.694	33.184	25.730	23.601	1'45.209	264,9	14:28'42.908
14	22.615	33.105	25.724	23.521	1'44.965	268,2	14:25'12.244	17	22.668	33.190	25.891	23.815	1'45.564	269,6	14:30'28.472
15	22.421	33.188	25.993	23.749	1'45.351	276,4	14:26'57.595								
16	22.361	33.011	25.766	23.493	1'44.631	271,6	14:28'42.226								
17	22.598	33.084	25.957	23.679	1'45.318	271,6	14:30'27.544								

Race Time 29'46.680

14° 43 S. JESPERSEN [1'43.981]							
Lap	Seg.1	Seg.2	Seg.3	Seg.4	Lap Time	km/h	Local Time
1		33.735	25.775	23.288	1'47.385	180,9	14:02'29.177
2	22.268	33.101	25.551	23.253	1'44.173	285,2	14:04'13.350
3	22.150	32.950	25.746	23.135	1'43.981	285,2	14:05'57.331
4	22.438	33.139	26.146	23.410	1'45.133	282,9	14:07'42.464
5	22.209	32.983	25.779	23.277	1'44.248	277,8	14:09'26.712
6	22.513	32.995	25.729	23.243	1'44.480	277,8	14:11'11.192
7	22.507	33.147	25.918	23.307	1'44.879	276,4	14:12'56.071
8	22.399	33.165	25.791	23.311	1'44.666	277,1	14:14'40.737
9	22.460	33.012	25.869	23.343	1'44.684	275,0	14:16'25.421
10	22.354	33.056	25.722	23.544	1'44.676	277,8	14:18'10.097
11	22.413	34.162	26.381	23.890	1'46.846	272,3	14:19'56.943
12	22.667	33.093	25.848	23.545	1'45.153	271,6	14:21'42.096
13	22.696	33.162	25.964	23.504	1'45.326	272,9	14:23'27.422
14	22.246	32.982	25.848	23.478	1'44.554	277,1	14:25'11.976
15	22.410	33.119	25.844	23.644	1'45.017	278,6	14:26'56.993
16	22.501	33.172	25.828	23.576	1'45.077	273,6	14:28'42.070
17	22.573	33.072	26.340	23.491	1'45.476	266,9	14:30'27.546

Race Time 29'45.752

17° 64 F. CARICASULO [1'44.009]							
Lap	Seg.1	Seg.2	Seg.3	Seg.4	Lap Time	km/h	Local Time
1		33.822	25.709	23.119	1'47.457	178,8	14:02'29.249
2	22.442	33.124	25.616	23.071	1'44.253	278,6	14:04'13.502
3	22.213	32.961	25.761	23.074	1'44.009	283,7	14:05'57.511
4	22.416	33.282	25.826	23.363	1'44.887	281,5	14:07'42.398
5	22.442	33.030	25.772	23.173	1'44.417	272,9	14:09'26.815
6	22.101	32.973	25.744	23.272	1'44.090	280,0	14:11'10.905
7	22.179	33.018	25.830	23.442	1'44.469	271,6	14:12'55.374
8	22.599	33.441	25.728	23.331	1'45.099	267,6	14:14'40.473
9	22.412	33.074	25.878	23.439	1'44.803	268,2	14:16'25.276
10	22.672	33.190	25.967	23.509	1'45.338	262,6	14:18'10.614
11	22.356	33.585	25.828	23.613	1'45.382	270,2	14:19'55.996
12	22.393	33.332	25.768	23.665	1'45.158	267,6	14:21'41.154
13	22.482	33.178	25.785	23.731	1'45.176	264,9	14:23'26.330
14	22.701	33.116	25.982	23.642	1'45.441	262,4	14:25'11.771
15	22.438	33.541	26.152	23.691	1'45.822	268,2	14:26'57.593
16	22.947	33.364	26.034	23.750	1'46.095	270,2	14:28'43.688
17	22.575	33.483	26.142	24.077	1'46.277	268,2	14:30'29.965

Race Time 29'48.173

15° 11 M. FERRARI [1'44.193]							
Lap	Seg.1	Seg.2	Seg.3	Seg.4	Lap Time	km/h	Local Time
1		34.048	26.010	23.223	1'48.986	184,0	14:02'30.778
2	22.204	33.154	26.067	23.338	1'44.763	284,4	14:04'15.541
3	22.115	33.088	25.683	23.307	1'44.193	284,4	14:05'59.734
4	22.179	33.103	25.709	23.368	1'44.359	279,3	14:07'44.093
5	22.231	33.277	26.004	23.316	1'44.828	276,4	14:09'28.921
6	22.245	33.136	25.822	23.297	1'44.500	280,0	14:11'13.421
7	22.251	33.119	25.801	23.315	1'44.486	280,0	14:12'57.907
8	22.264	33.092	25.854	23.514	1'44.724	278,6	14:14'42.631
9	22.444	33.096	25.821	23.461	1'44.822	272,9	14:16'27.453
10	22.354	33.072	25.788	23.410	1'44.624	275,0	14:18'12.077
11	22.311	33.118	26.166	23.476	1'45.071	276,4	14:19'57.148
12	22.939	33.227	25.976	23.544	1'45.686	267,6	14:21'42.834
13	22.444	33.302	25.935	23.412	1'45.093	277,1	14:23'27.927
14	22.289	33.245	25.909	23.447	1'44.890	277,1	14:25'12.817
15	22.355	33.146	25.983	23.444	1'44.928	277,1	14:26'57.745
16	22.440	33.048	25.799	23.528	1'44.815	272,3	14:28'42.560
17	22.484	33.182	25.937	23.500	1'45.103	275,0	14:30'27.663

Race Time 29'45.871

18° 77 D. AEGERTER [1'43.995]							
Lap	Seg.1	Seg.2	Seg.3	Seg.4	Lap Time	km/h	Local Time
1		33.901	25.811	23.252	1'48.669	180,9	14:02'30.461
2	22.297	33.106	25.664	23.145	1'44.212	278,6	14:04'14.673
3	22.166	33.031	25.608	23.190	1'43.995	282,9	14:05'58.668
4	22.335	33.053	25.694	23.412	1'44.494	276,4	14:07'43.162
5	22.556	33.704	25.782	23.412	1'45.454	277,8	14:09'28.616
6	22.328	33.157	25.715	23.401	1'44.601	274,3	14:11'13.217
7	22.254	33.120	25.816	23.402	1'44.592	275,0	14:12'57.809
8	22.570	33.134	25.877	23.506	1'45.087	268,9	14:14'42.896
9	22.437	33.145	25.835	23.490	1'44.907	275,0	14:16'27.803
10	22.354	33.139	25.731	23.408	1'44.632	277,1	14:18'12.435
11	22.319	33.305	25.843	23.482	1'44.949	275,0	14:19'57.384
12	22.852	33.359	26.058	23.564	1'45.833	278,6	14:21'43.217
13	22.362	33.219	25.900	23.555	1'45.036	274,3	14:23'28.253
14	22.285	33.221	25.907	23.618	1'45.031	275,0	14:25'13.284
15	22.481	33.381	26.860	24.127	1'46.849	271,6	14:27'00.133
16	22.568	33.855	26.378	24.099	1'46.900	265,6	14:28'47.033
17	22.942	33.971	26.598	24.282	1'47.793	264,3	14:30'34.826

Race Time 29'53.034

16° 7 F. FARIOLI [1'44.131]							
Lap	Seg.1	Seg.2	Seg.3	Seg.4	Lap Time	km/h	Local Time
1		33.880	25.771	23.088	1'48.294	185,2	14:02'30.086
2	22.258	33.202	25.552	23.188	1'44.200	278,6	14:04'14.286
3	22.229	33.128	25.619	23.155	1'44.131	274,3	14:05'58.417
4	22.360	33.056	25.761	23.404	1'44.581	269,6	14:07'42.998
5	22.297	33.143	25.758	23.328	1'44.526	275,0	14:09'27.524
6	22.493	33.255	26.093	23.331	1'45.172	269,6	14:11'12.696
7	22.285	33.059	25.708	23.316	1'44.368	274,3	14:12'57.064
8	22.483	33.163	25.763	23.342	1'44.751	275,7	14:14'41.815
9	22.390	33.185	25.639	23.538	1'44.752	269,6	14:16'26.567
10	22.348	33.120	25.734	23.385	1'44.587	267,6	14:18'11.154
11	22.289	33.368	26.364	23.813	1'45.834	275,7	14:19'56.988
12	22.788	33.218	25.762	23.404	1'45.172	271,6	14:21'42.160
13	22.930	33.273	25.772	23.442	1'45.417	266,9	14:23'27.577

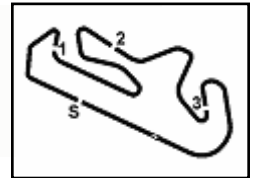
19° 50 D. VOSTATEK [1'44.600]							
Lap	Seg.1	Seg.2	Seg.3	Seg.4	Lap Time	km/h	Local Time
1		34.196	26.126	23.426	1'49.838	178,2	14:02'31.630
2	22.353	33.170	25.886	23.466	1'44.875	279,3	14:04'16.505
3	22.672	33.391	25.924	23.431	1'45.418	267,6	14:06'01.923
4	22.322	33.138	25.724	23.416	1'44.600	275,0	14:07'46.523
5	22.471	33.208	25.940	23.577	1'45.196	273,6	14:09'31.719
6	22.658	33.308	26.073	23.653	1'45.692	275,0	14:11'17.411
7	22.780	33.411	25.977	23.472	1'45.640	267,6	14:13'03.051
8	22.675	33.321	26.147	23.800	1'45.943	272,3	14:14'48.994
9	22.286	34.205	26.237	23.567	1'46.295	272,3	14:16'35.289
10	22.719	33.705	25.902	23.602	1'45.928	270,9	14:18'21.217
11	22.629	33.244	25.973	23.806	1'45.652	265,6	14:20'06.869
12	22.569	33.194	25.870	23.740	1'45.373	269,6	14:21'52.242
13	22.585	33.287	25.912	23.684	1'45.468	261,7	14:23'37.710
14	22.631	33.164	25.882	23.823	1'45.500	262,4	14:25'23.210
15	22.694	33.266	25.938	23.766	1'45.664	260,5	14:27'08.874
16	22.697	33.286	25.863	23.835	1'45.681	259,9	14:28'54.555

29/03/2026

P = Pits In/Out - C = Lap Time Cancelled

These data/results cannot be reproduced, stored and/or transmitted in whole or in part by any manner of electronic, mechanical, photocopying, recording, broadcasting or otherwise now known or herein after developed without the previous express consent by the copyright owner, except for reproduction in daily press and regular printed publications on sale to the public within 60 days of the event related to those data/results and always provided that copyright symbol appears together as follows below.

© DORNA WSBK ORGANIZATION Srl 2026



Portimao 4.592 m

Pirelli Portuguese Round, 27-29 March 2026
Chronological Analysis Race 2

Start at 14:00'41.792

4 / 5

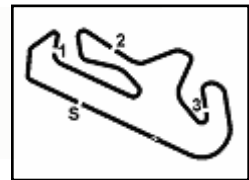
20°								23°							
20 X. CARDELUS [1'44.390]								91 B. JIMENEZ [1'45.198]							
Lap	Seg.1	Seg.2	Seg.3	Seg.4	Lap Time	km/h	Local Time	Lap	Seg.1	Seg.2	Seg.3	Seg.4	Lap Time	km/h	Local Time
1		33.941	27.532	23.354	1'50.142	187,5	14:02'31.934	1		34.661	26.421	23.491	1'50.900	197,7	14:02'32.692
2	22.478	33.176	25.867	23.219	1'44.740	275,0	14:04'16.674	2	22.446	33.512	26.110	23.520	1'45.588	277,8	14:04'18.280
3	22.232	33.362	25.897	23.330	1'44.721C	281,5	14:06'01.395	3	22.529	33.255	26.033	23.438	1'45.255	272,3	14:06'03.535
4	22.287	33.058	25.802	23.243	1'44.390	277,1	14:07'45.785	4	22.449	33.542	25.938	23.505	1'45.434	271,6	14:07'48.969
5	22.636	33.335	26.102	23.533	1'45.606	275,0	14:09'31.391	5	22.831	33.390	26.056	23.535	1'45.812	256,8	14:09'34.781
6	22.474	33.356	26.212	23.650	1'45.692	275,0	14:11'17.083	6	22.582	33.203	25.993	23.533	1'45.311	273,6	14:11'20.092
7	22.650	33.346	26.096	23.626	1'45.718	271,6	14:13'02.801	7	22.674	33.367	26.113	23.395	1'45.549	256,8	14:13'05.641
8	22.662	33.373	26.194	23.865	1'46.094	268,2	14:14'48.895	8	22.559	33.247	25.827	23.565	1'45.198	272,9	14:14'50.839
9	22.761	33.439	26.316	23.510	1'46.026	268,2	14:16'34.921	9	22.481	33.233	25.944	23.572	1'45.230	273,6	14:16'36.069
10	22.862	33.403	25.856	23.657	1'45.778	262,4	14:18'20.699	10	22.676	33.702	26.338	23.637	1'46.353	274,3	14:18'22.422
11	22.648	33.389	26.086	23.823	1'45.946	261,7	14:20'06.645	11	22.869	33.472	26.193	23.716	1'46.250	261,7	14:20'08.672
12	23.063	33.760	25.924	23.647	1'46.394	259,2	14:21'53.039	12	22.818	33.414	26.377	23.690	1'46.299	272,9	14:21'54.971
13	22.509	33.298	26.050	23.544	1'45.401	261,1	14:23'38.440	13	22.690	33.571	26.102	23.621	1'45.984	270,9	14:23'40.955
14	22.592	33.914	25.816	23.687	1'46.009	260,5	14:25'24.449	14	23.534	33.510	26.168	23.835	1'47.047	250,8	14:25'28.002
15	22.733	33.476	25.904	23.759	1'45.872	259,2	14:27'10.321	15	22.836	33.595	26.065	24.101	1'46.597	261,7	14:27'14.599
16	22.684	33.632	26.100	23.884	1'46.300	257,4	14:28'56.621	16	23.068	33.652	26.361	23.983	1'47.064	246,8	14:29'01.663
17	22.897	33.680	26.270	23.968	1'46.815	255,6	14:30'43.436	17	22.726	33.314	26.118	24.006	1'46.164	264,9	14:30'47.827
Race Time 29'59.941								Race Time 30'06.035							
21°								24°							
31 Y. OKAMOTO [1'45.175]								19 A. KOFLER [1'44.676]							
Lap	Seg.1	Seg.2	Seg.3	Seg.4	Lap Time	km/h	Local Time	Lap	Seg.1	Seg.2	Seg.3	Seg.4	Lap Time	km/h	Local Time
1		34.640	26.307	23.315	1'50.416	193,5	14:02'32.208	1		34.152	26.084	23.150	1'49.305	184,3	14:02'31.097
2	22.654	33.502	26.156	23.492	1'45.804	270,2	14:04'18.012	2	22.396	33.229	25.859	23.192	1'44.676	282,9	14:04'15.773
3	22.528	33.242	26.027	23.378	1'45.175	277,1	14:06'03.187	3	22.504	33.191	25.776	23.272	1'44.743	279,3	14:06'00.516
4	22.613	33.413	25.971	23.513	1'45.510	272,9	14:07'48.697	4	22.510	33.148	25.847	23.397	1'44.902	273,6	14:07'45.418
5	22.722	33.380	25.990	23.495	1'45.587	268,2	14:09'34.284	5	22.687	33.304	26.220	23.552	1'45.763	269,6	14:09'31.181
6	22.591	33.402	26.062	23.515	1'45.570	268,2	14:11'19.854	6	22.966	33.325	26.156	23.492	1'45.939	261,1	14:11'17.120
7	22.562	33.422	26.173	23.541	1'45.698	266,9	14:13'05.552	7	22.827	33.326	26.095	23.467	1'45.715	263,0	14:13'02.835
8	22.875	33.407	26.038	23.510	1'45.830	266,2	14:14'51.382	8	23.118	33.334	26.112	23.642	1'46.206	262,4	14:14'49.041
9	22.524	33.315	26.144	23.668	1'45.651	269,6	14:16'37.033	9	22.869	33.415	26.308	23.447	1'46.039	270,9	14:16'35.080
10	23.215	33.563	26.215	23.643	1'46.636	269,6	14:18'23.669	10	23.238	33.648	26.207	23.536	1'46.629	263,7	14:18'21.709
11	22.601	33.384	26.253	23.736	1'45.974	268,2	14:20'09.643	11	22.823	33.355	26.152	23.730	1'46.060	264,3	14:20'07.769
12	22.634	33.424	26.158	23.579	1'45.795	265,6	14:21'55.438	12	23.076	33.327	26.098	23.755	1'46.256	260,5	14:21'54.025
13	22.519	33.464	26.234	23.452	1'45.669	266,9	14:23'41.107	13	22.954	33.781	26.616	23.666	1'47.017	260,5	14:23'41.042
14	22.432	33.254	25.971	23.793	1'45.450	268,9	14:25'26.557	14	23.257	33.442	26.204	23.676	1'46.579	259,9	14:25'27.621
15	22.617	33.393	26.080	23.894	1'45.984	261,1	14:27'12.541	15	22.919	33.462	26.483	23.873	1'46.737	263,7	14:27'14.358
16	22.634	33.413	26.089	23.829	1'45.965	259,2	14:28'58.506	16	23.044	33.800	26.348	23.904	1'47.096	258,6	14:29'01.454
17	22.796	33.361	26.126	23.936	1'46.219	258,0	14:30'44.725	17	23.315	33.770	26.699	24.158	1'47.942	256,2	14:30'49.396
Race Time 30'02.933								Race Time 30'07.604							
22°								25°							
25 O. KONIG [1'44.974]								54 R. ROSSI [1'45.411]							
Lap	Seg.1	Seg.2	Seg.3	Seg.4	Lap Time	km/h	Local Time	Lap	Seg.1	Seg.2	Seg.3	Seg.4	Lap Time	km/h	Local Time
1		34.394	26.156	23.472	1'50.090	188,1	14:02'31.882	1		34.591	26.424	23.613	1'51.335	194,2	14:02'33.127
2	22.837	33.498	25.722	23.479	1'45.536	267,6	14:04'17.418	2	22.419	33.564	26.154	23.587	1'45.724	280,0	14:04'18.851
3	22.521	33.127	25.841	23.485	1'44.974	272,9	14:06'02.392	3	22.411	33.354	26.055	23.591	1'45.411	278,6	14:06'04.262
4	22.625	33.244	25.782	23.616	1'45.267	273,6	14:07'47.659	4	22.400	33.510	26.094	23.669	1'45.673	273,6	14:07'49.935
5	22.748	33.252	25.882	23.651	1'45.533	269,6	14:09'33.192	5	22.509	33.398	26.116	23.621	1'45.644	270,2	14:09'35.579
6	22.733	33.327	25.973	23.710	1'45.743	268,9	14:11'18.935	6	22.433	33.721	26.239	23.843	1'46.236	270,9	14:11'21.815
7	22.741	33.284	25.976	23.690	1'45.691	268,2	14:13'04.626	7	22.505	33.972	26.584	23.904	1'46.965	268,9	14:13'08.780
8	22.710	33.213	25.812	23.658	1'45.393	266,9	14:14'50.019	8	22.725	33.669	26.247	23.987	1'46.628	264,9	14:14'55.408
9	22.689	33.348	26.000	23.591	1'45.628	269,6	14:16'35.647	9	22.784	33.606	26.368	23.994	1'46.752	264,9	14:16'42.160
10	22.804	33.754	26.215	23.708	1'46.481	272,3	14:18'22.128	10	22.726	33.526	26.356	23.894	1'46.502	265,6	14:18'28.662
11	22.672	33.442	26.116	23.814	1'46.044	270,2	14:20'08.172	11	22.654	33.605	26.393	23.966	1'46.618	263,0	14:20'15.280
12	23.048	33.368	25.998	23.839	1'46.253	268,9	14:21'54.425	12	22.593	33.524	26.213	23.968	1'46.298	263,7	14:22'01.578
13	22.771	33.790	26.028	23.924	1'46.513	268,2	14:23'40.938	13	22.649	33.552	26.179	24.098	1'46.478	264,9	14:23'48.056
14	23.124	33.220	26.091	23.954	1'46.389	258,6	14:25'27.327	14	22.721	33.545	26.319	24.128	1'46.713	260,5	14:25'34.769
15	22.807	33.525	26.111	23.963	1'46.406	264,3	14:27'13.733	15	22.692	33.625	26.444	24.096	1'46.857	259,9	14:27'21.626
16	22.882	33.277	25.888	23.939	1'45.986	262,4	14:28'59.719	16	22.746	33.712	26.314	24.157	1'46.929	258,0	14:29'08.555
17	23.029	33.386	26.253	24.129	1'46.797	261,1	14:30'46.516	17	22.795	33.608	26.592	24.209	1'47.204	258,6	14:30'55.759
Race Time 30'04.724								Race Time 30'13.967							
26°								26°							
88 A. GIOMBINI [1'45.571]								88 A. GIOMBINI [1'45.571]							
Lap	Seg.1	Seg.2	Seg.3	Seg.4	Lap Time	km/h	Local Time	Lap	Seg.1	Seg.2	Seg.3	Seg.4	Lap Time	km/h	Local Time
1								1		34.771	26.447	23.372	1'51.619	196,7	14:02'33.411

29/03/2026

P = Pits In/Out - C = Lap Time Cancelled

These data/results cannot be reproduced, stored and/or transmitted in whole or in part by any manner of electronic, mechanical, photocopying, recording, broadcasting or otherwise now known or herein after developed without the previous express consent by the copyright owner, except for reproduction in daily press and regular printed publications on sale to the public within 60 days of the event related to those data/results and always provided that copyright symbol appears together as follows below.

© DORNA WSBK ORGANIZATION Srl 2026



Portimao 4.592 m

Pirelli Portuguese Round, 27-29 March 2026
Chronological Analysis Race 2

Start at 14:00'41.792

5 / 5

2	22.815	33.520	26.356	23.471	1'46.162	280,7	14:04'19.573	5	22.520	33.284	26.096	23.682	1'45.582	276,4	14:09'31.325
3	22.489	33.543	26.116	23.423	1'45.571	275,7	14:06'05.144	6	22.396	33.427	26.243	23.658	1'45.724	275,7	14:11'17.049
4	22.551	33.571	26.298	23.533	1'45.953	272,9	14:07'51.097	7	22.522	33.407	26.040	23.717	1'45.686	271,6	14:13'02.735
5	22.724	33.627	26.398	23.655	1'46.404	272,3	14:09'37.501	8	22.581	33.424	26.183	23.920	1'46.108	270,2	14:14'48.843
6	22.612	33.697	26.950	23.824	1'47.083	268,2	14:11'24.584	9	22.715	33.430	26.040	23.889	1'46.074	271,6	14:16'34.917
7	22.582	33.709	26.295	23.717	1'46.303	266,2	14:13'10.887	10	22.809	34.068	26.834	23.748	1'47.459	267,6	14:18'22.376
8	22.674	33.610	26.433	23.699	1'46.416	268,2	14:14'57.303	11	22.732	33.481	30.173	24.416	1'50.802	272,3	14:20'13.178
9	22.579	33.608	26.334	23.640	1'46.161	266,9	14:16'43.464	12	22.745	33.663	27.033	24.024	1'47.465	267,6	14:22'00.643
10	22.690	33.807	26.556	23.651	1'46.704	271,6	14:18'30.168	13	27.341	37.092	27.520	44.461	2'16.414P	266,2	14:24'17.057
11	22.756	33.860	26.435	23.921	1'46.972	264,3	14:20'17.140	Race Time 23'35.265							
12	22.832	33.811	26.541	23.858	1'47.042	266,2	14:22'04.182	RET 73 J. CRETARO [1'46.658]							
13	22.925	34.016	26.473	23.917	1'47.331	266,2	14:23'51.513	Lap	Seg1	Seg2	Seg3	Seg4	Lap Time	km/h	Local Time
14	22.969	33.663	26.456	24.026	1'47.114	261,1	14:25'38.627	1		34.938	26.543	23.527	1'52.060	195,2	14:02'33.852
15	22.876	33.771	26.488	23.936	1'47.071	259,2	14:27'25.698	2	22.826	34.054	26.499	23.688	1'47.067	276,4	14:04'20.919
16	22.977	33.897	26.411	24.063	1'47.348	260,5	14:29'13.046	3	22.872	33.803	26.430	23.781	1'46.886	270,2	14:06'07.805
17	22.836	33.910	26.811	24.295	1'47.852	258,6	14:31'00.898	4	23.127	33.808	26.315	23.897	1'47.147	263,0	14:07'54.952
Race Time 30'19.106								5	23.211	33.728	26.430	23.760	1'47.129	259,9	14:09'42.081

27° 22 A. CARRASCO [1'45.692]							
Lap	Seg1	Seg2	Seg3	Seg4	Lap Time	km/h	Local Time
1		34.947	26.304	23.517	1'51.487	191,8	14:02'33.279
2	22.671	33.704	26.096	23.397	1'45.868	277,8	14:04'19.147
3	22.548	33.575	26.089	23.480	1'45.692	275,7	14:06'04.839
4	22.570	33.699	26.200	23.620	1'46.089	272,9	14:07'50.928
5	22.629	33.762	26.274	23.547	1'46.212	270,2	14:09'37.140
6	22.686	33.783	26.280	23.637	1'46.386	268,2	14:11'23.526
7	22.717	34.019	26.289	23.663	1'46.688	266,2	14:13'10.214
8	22.760	33.733	26.235	23.677	1'46.405	266,2	14:14'56.619
9	22.715	33.717	26.357	23.689	1'46.478	264,9	14:16'43.097
10	22.823	33.822	26.273	23.752	1'46.670	267,6	14:18'29.767
11	22.857	33.859	26.389	23.916	1'47.021	263,7	14:20'16.788
12	22.918	33.821	26.455	23.965	1'47.159	263,7	14:22'03.947
13	22.841	34.098	26.342	23.834	1'47.115	262,4	14:23'51.062
14	22.918	33.873	26.229	24.022	1'47.042	258,6	14:25'38.104
15	22.904	33.827	26.417	24.071	1'47.219	256,8	14:27'25.323
16	23.081	33.890	26.401	24.184	1'47.556	255,6	14:29'12.879
17	23.215	33.781	26.865	24.195	1'48.056	253,2	14:31'00.935
Race Time 30'19.143							

RET 73 J. CRETARO [1'46.658]								
Lap	Seg1	Seg2	Seg3	Seg4	Lap Time	km/h	Local Time	
1			34.938	26.543	23.527	1'52.060	195,2	14:02'33.852
2	22.826		34.054	26.499	23.688	1'47.067	276,4	14:04'20.919
3	22.872		33.803	26.430	23.781	1'46.886	270,2	14:06'07.805
4	23.127		33.808	26.315	23.897	1'47.147	263,0	14:07'54.952
5	23.211		33.728	26.430	23.760	1'47.129	259,9	14:09'42.081
6	23.035		33.696	26.329	23.873	1'46.933	261,1	14:11'29.014
7	23.005	33.610	26.258	23.964	1'46.837	259,9	14:13'15.851	
8	22.930		33.627	26.280	23.821	1'46.658	259,2	14:15'02.509
9	23.007		33.734	26.232	23.879	1'46.852	259,2	14:16'49.361
10	23.204		34.171	27.060	46.033	2'10.468P	259,9	14:18'59.829
Race Time 18'18.037								

RET 57 A. MAHENDRA [1'44.459]								
Lap	Seg1	Seg2	Seg3	Seg4	Lap Time	km/h	Local Time	
1			34.023	25.953	23.202	1'49.069	192,8	14:02'30.861
2	22.324		33.322	25.658	23.363	1'44.667	270,9	14:04'15.528
3	22.355		33.239	25.648	23.217	1'44.459	279,3	14:05'59.987
4	22.360	33.139	25.714	23.347	1'44.560	275,0	14:07'44.547	
5	22.382		33.711	25.816	23.460	1'45.369	270,2	14:09'29.916
6	22.671		33.475	25.894	23.557	1'45.597	267,6	14:11'15.513
7	22.658		33.254	25.845	23.682	1'45.439	264,3	14:13'00.952
8	22.667		33.383	26.021	23.870	1'45.941	260,5	14:14'46.893
9	22.840		33.576	28.401	47.873	2'12.690P	259,9	14:16'59.583
Race Time 16'17.791								

28° 58 M. JESUS [1'47.012]							
Lap	Seg1	Seg2	Seg3	Seg4	Lap Time	km/h	Local Time
1		34.810	26.620	23.692	1'52.510	185,5	14:02'34.302
2	22.764	34.054	26.538	23.656	1'47.012	269,6	14:04'21.314
3	22.822	34.308	26.420	23.829	1'47.379	268,9	14:06'08.693
4	22.979	35.067	26.670	24.239	1'48.955	262,4	14:07'57.648
5	23.464	34.502	26.873	24.230	1'49.069	257,4	14:09'46.717
6	23.292	34.562	26.989	24.344	1'49.187	256,2	14:11'35.904
7	23.582	34.730	26.783	24.284	1'49.379	255,0	14:13'25.283
8	23.541	34.904	27.180	24.416	1'50.041	251,4	14:15'15.324
9	23.713	35.365	27.364	24.391	1'50.833	252,0	14:17'06.157
10	25.281	35.161	27.106	24.573	1'52.121	252,6	14:18'58.278
11	23.662	35.242	27.323	24.624	1'50.851	250,3	14:20'49.129
12	23.737	35.026	27.658	24.844	1'51.265	249,1	14:22'40.394
13	23.849	35.350	27.616	24.795	1'51.610	249,1	14:24'32.004
14	23.926	35.458	27.662	24.894	1'51.940	245,2	14:26'23.944
15	23.966	35.879	27.586	24.764	1'52.195	248,0	14:28'16.139
16	23.596	38.031	27.269	24.706	1'53.602	247,4	14:30'09.741
17	23.861	35.556	27.643	24.814	1'51.874	245,7	14:32'01.615
Race Time 31'19.823							

RET 32 D. BAYLISS							
Lap	Seg1	Seg2	Seg3	Seg4	Lap Time	km/h	Local Time
1		35.281	29.202	42.987	2'14.038P	167,5	14:02'55.830
Race Time 2'14.038							

RET 10 L. TACCINI [1'44.612]							
Lap	Seg1	Seg2	Seg3	Seg4	Lap Time	km/h	Local Time
1		34.247	26.345	23.214	1'50.152	194,2	14:02'31.944
2	22.257	33.276	25.755	23.324	1'44.612	281,5	14:04'16.556
3	22.208	33.046	25.685	23.397	1'44.336C	281,5	14:06'00.892
4	22.423	33.117	25.806	23.505	1'44.851	277,1	14:07'45.743

29/03/2026 P = Pits In/Out - C = Lap Time Cancelled

These data/results cannot be reproduced, stored and/or transmitted in whole or in part by any manner of electronic, mechanical, photocopying, recording, broadcasting or otherwise now known or herein after developed without the previous express consent by the copyright owner, except for reproduction in daily press and regular printed publications on sale to the public within 60 days of the event related to those data/results and always provided that copyright symbol appears together as follows below.

© DORNA WSBK ORGANIZATION Srl 2026