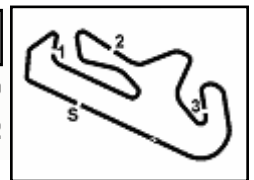


Pirelli Portuguese Round, 27-29 March 2026
Biographical Entry List

No.	Rider (Abbreviation)	Age	Date of Birth	Place of Birth	Nat	Bike Team	Wins 2026	Podiums 2026	Pole 2026	Races 2026	Tyres	Class
1	5 MASIA Jaume [Mas]	25	08/10/2000	Algemesi - Valencia	ESP	Ducati Panigale V2 Orelac Racing Verdnature	3 1	6 1	2 1	26 2	Pirelli	
2	6 PEROLARI Corentin [Per]	27	13/04/1998	Bagnols-sur-Cèze	FRA	Honda CBR600RR Honda Racing World Supersport		1	1	57	Pirelli	*
3	7 FARIOLI Filippo [Far]	20	04/04/2005	Bergamo	ITA	Yamaha YZF-R9 VFT Racing Yamaha				24 2	Pirelli	
4	10 TACCINI Leonardo [Tac]	23	18/09/2002	Rome	ITA	Ducati Panigale V2 Ecosantagata Althea Racing Team				69 2	Pirelli	
5	11 FERRARI Matteo [Fer]	29	12/02/1997	Cesena	ITA	Ducati Panigale V2 WRP Racing		1 1		6 2	Pirelli	
6	16 ZACCONI Alessandro [Zac]	27	16/01/1999	Rimini	ITA	Ducati Panigale V2 Ecosantagata Althea Racing Team				19 2	Pirelli	
7	19 KOFLEDER Andreas [Kof]	21	12/08/2004	Voecklabruck	AUT	Yamaha YZF-R9 Motorsport Kofler				4	Pirelli	*
8	20 CARDELUS Xavi [XCa]	27	15/05/1998	Andorra	AND	Yamaha YZF-R9 Cerba Yamaha Racing Team				30 2	Pirelli	
9	22 CARRASCO Ana [CaA]	29	10/03/1997	Cehegin	ESP	Honda CBR600RR Honda Racing World Supersport				20	Pirelli	*
10	25 KONIG Oliver [Kon]	24	18/03/2002	Praha	CZE	Triumph Street Triple 765 RS Compos Racing Team				2 2	Pirelli	
11	31 OKAMOTO Yuki [OKa]	26	23/07/1999	Japan	JPN	Yamaha YZF-R9 Pata Yamaha Ten Kate Racing				20 2	Pirelli	
12	32 BAYLISS Oli [Bay]	22	20/09/2003	Monaco	AUS	Triumph Street Triple 765 RS PTR Triumph Factory Racing		1 1		85 2	Pirelli	
13	37 GARCIA Roberto [Gar]	19	31/05/2006	Sevilla	ESP	Yamaha YZF-R9 GMT94 Yamaha				16 2	Pirelli	
14	40 CASADEI Mattia [Cas]	26	02/07/1999	Rimini	ITA	Ducati Panigale V2 D34G WorldSSP Racing Team			2	21 2	Pirelli	
15	43 JESPERSEN Simon [Jes]	24	23/07/2001	Copenhagen	DEN	Ducati Panigale V2 EAB Racing Team		1		50 2	Pirelli	
16	50 VOSTATEK Ondrej [Vos]	21	26/08/2004	Praha 4	CZE	Triumph Street Triple 765 RS Compos Racing Team				90 2	Pirelli	
17	52 ALCOBA Jeremy [Alc]	24	15/11/2001	Tortosa	ESP	Kawasaki ZX-6R 636 Kawasaki WorldSSP Team		2		26 2	Pirelli	
18	53 DEBISE Valentin [Deb]	34	12/02/1992	Albi	FRA	ZXMOTO 820RR ZXMOTO Factory Evan Bros Racing	2	14		96 2	Pirelli	
19	54 ROSSI Riccardo [Ros]	24	21/03/2002	Genova	ITA	Ducati Panigale V2 Renzi Corse				2 2	Pirelli	
20	57 MAHENDRA Aldi [MaA]	19	27/06/2006	Yogyakarta	INA	Yamaha YZF-R9 AS BLU CRU Racing Team		1 1		18 2	Pirelli	
21*	58 JESUS Martim [JeM]	18	07/03/2008	Setubal	POR	Honda CBR600RR Rosa Competicion/MCL					Pirelli	
22	61 ONCU Can [Onc]	22	26/07/2003	Alanya	TUR	Yamaha YZF-R9 Pata Yamaha Ten Kate Racing	7	30	4	124 2	Pirelli	
23	64 CARICASULO Federico [Car]	29	06/04/1996	Ravenna	ITA	ZXMOTO 820RR ZXMOTO Factory Evan Bros Racing	7	35	13	165 2	Pirelli	
24	65 OETTL Philipp [Oet]	29	03/05/1996	Bad Reichenhall	GER	Ducati Panigale V2 Feel Racing WorldSSP Team		14 1	1	62 2	Pirelli	
25	69 BOOTH-AMOS Tom [Boo]	30	12/03/1996	Stafford	GBR	Triumph Street Triple 765 RS PTR Triumph Factory Racing	1	10		87 2	Pirelli	
26	70 WHATLEY Josh [Wha]	20	02/09/2005	Chetsey	GBR	Ducati Panigale V2 Orelac Racing Verdnature				6 2	Pirelli	
27	73 CRETARO Jacopo [Cre]	25	12/05/2000	Roma	ITA	MV Agusta F3 800 RR Flembbo by Racing Development				10 2	Pirelli	
28	75 ARENAS Albert [Are]	29	11/12/1996	Barcelona	ESP	Yamaha YZF-R9 AS BLU CRU Racing Team	1 1	1 1		2 2	Pirelli	
29	77 AEGERTER Dominique [Aeg]	35	30/09/1990	Röthenbach Im Emmental	SUI	Kawasaki ZX-6R 636 Kawasaki WorldSSP Team	27	35	11	46 2	Pirelli	
30	88 GIOMBINI Andrea [Gio]	22	11/03/2004	Roma	ITA	MV Agusta F3 800 RR Motozoo by Madforce Dubai				8 2	Pirelli	
31	91 JIMENEZ Borja [Jim]	18	30/06/2007	Murcia	ESP	Ducati Panigale V2 WRP Racing				2 2	Pirelli	
32	94 MAHIAS Lucas [Mah]	36	14/04/1989	Mont de Marsan	FRA	Yamaha YZF-R9 GMT94 Yamaha	9	34	9	121 2	Pirelli	



Pirelli Portuguese Round, 27-29 March 2026
Results Free Practice

No.	Rider	Nat	Team	Bike	Class	Time	Gap	Rel.	Laps	Speed	
										Avg	Max
1	53 V. DEBISE	FRA	ZXMOTO Factory Evan Bros Racing	ZXMOTO 820RR		1'43.758			13	159,325	278,6
2	61 C. ONCU	TUR	Pata Yamaha Ten Kate Racing	Yamaha YZF-R9		1'44.218	0.460	0.460	17	158,621	276,4
3	5 J. MASIA	ESP	Orelac Racing Verdunatura	Ducati Panigale V2		1'44.244	0.486	0.026	15	158,582	280,7
4	75 A. ARENAS	ESP	AS BLU CRU Racing Team	Yamaha YZF-R9		1'44.250	0.492	0.006	14	158,573	273,6
5	94 L. MAHIAS	FRA	GMT94 Yamaha	Yamaha YZF-R9		1'44.271	0.513	0.021	15	158,541	280,0
6	65 P. DETTL	GER	Feel Racing WorldSSP Team	Ducati Panigale V2		1'44.424	0.666	0.153	16	158,308	280,0
7	70 J. WHATLEY	GBR	Orelac Racing Verdunatura	Ducati Panigale V2		1'44.568	0.810	0.144	18	158,090	279,3
8	50 O. VOSTATEK	CZE	Compos Racing Team	Triumph Street Triple 765 RS		1'44.581	0.823	0.013	15	158,071	275,0
9	69 T. BOOTH-AMOS	GBR	PTR Triumph Factory Racing	Triumph Street Triple 765 RS		1'44.597	0.839	0.016	15	158,047	278,6
10	64 F. CARICASULO	ITA	ZXMOTO Factory Evan Bros Racing	ZXMOTO 820RR		1'44.700	0.942	0.103	14	157,891	277,8
11	52 J. ALCOBA	ESP	Kawasaki WorldSSP Team	Kawasaki ZX-6R 636		1'44.755	0.997	0.055	6	157,808	280,7
12	37 R. GARCIA	ESP	GMT94 Yamaha	Yamaha YZF-R9		1'44.757	0.999	0.002	12	157,805	274,3
13	43 S. JESPERSEN	DEN	EAB Racing Team	Ducati Panigale V2		1'44.800	1.042	0.043	16	157,740	277,1
14	7 F. FARIOLI	ITA	VFT Racing Yamaha	Yamaha YZF-R9		1'44.824	1.066	0.024	17	157,704	272,9
15	6 C. PEROLARI	FRA	Honda Racing World Supersport	Honda CBR600RR	*	1'44.877	1.119	0.053	11	157,625	276,4
16	32 O. BAYLISS	AUS	PTR Triumph Factory Racing	Triumph Street Triple 765 RS		1'45.106	1.348	0.229	13	157,281	278,6
17	19 A. KOFLER	AUT	Motorsport Kofler	Yamaha YZF-R9	*	1'45.238	1.480	0.132	14	157,084	277,8
18	20 X. CARDELUS	AND	Cerba Yamaha Racing Team	Yamaha YZF-R9		1'45.298	1.540	0.060	6	156,994	275,7
19	40 M. CASADEI	ITA	D34G WorldSSP Racing Team	Ducati Panigale V2		1'45.426	1.668	0.128	8	156,804	273,6
20	31 Y. OKAMOTO	JPN	Pata Yamaha Ten Kate Racing	Yamaha YZF-R9		1'45.460	1.702	0.034	16	156,753	274,3
21	16 A. ZACCONE	ITA	Ecosantagata Althea Racing Team	Ducati Panigale V2		1'45.531	1.773	0.071	16	156,648	280,0
22	10 L. TACCINI	ITA	Ecosantagata Althea Racing Team	Ducati Panigale V2		1'45.589	1.831	0.058	15	156,562	280,7
23	25 O. KONIG	CZE	Compos Racing Team	Triumph Street Triple 765 RS		1'45.699	1.941	0.110	16	156,399	272,9
24	77 D. AEGERTER	SUI	Kawasaki WorldSSP Team	Kawasaki ZX-6R 636		1'45.713	1.955	0.014	15	156,378	278,6
25	57 A. MAHENDRA	INA	AS BLU CRU Racing Team	Yamaha YZF-R9		1'45.747	1.989	0.034	14	156,328	271,6
26	11 M. FERRARI	ITA	WRP Racing	Ducati Panigale V2		1'45.782	2.024	0.035	14	156,276	278,6
27	54 R. ROSSI	ITA	Renzi Corse	Ducati Panigale V2		1'46.221	2.463	0.439	15	155,630	278,6
28	22 A. CARRASCO	ESP	Honda Racing World Supersport	Honda CBR600RR	*	1'46.792	3.034	0.571	15	154,798	275,0
29	73 J. CRETARO	ITA	Flembo by Racing Development	MV Agusta F3 800 RR		1'46.972	3.214	0.180	13	154,538	270,2
30	91 B. JIMENEZ	ESP	WRP Racing	Ducati Panigale V2		1'47.226	3.468	0.254	16	154,172	274,3
31	88 A. GIOMBINI	ITA	Motozoo by Madforce Dubai	MV Agusta F3 800 RR		1'47.333	3.575	0.107	11	154,018	270,9
32	58 M. JESUS	POR	Rosa Competicion/MCL	Honda CBR600RR		1'47.677	3.919	0.344	12	153,526	264,9

Qualifying Lap Time (105% of 1'43.758): 1'48.946

* WorldSSP Challenge

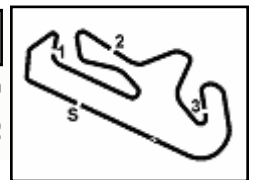
AIR	Humidity:	37%	Temp:	21°C
TRACK	Condition:	Dry	Temp:	38°C

Records	Pole	[SP]	2023 N.Bulega	1'42.769	160,860	Km/h
	Race	[RC2]	2025 C.Oncu	1'42.909	160,640	Km/h
	All Times	[WUP2]	2025 C.Oncu	1'42.643	161,060	Km/h

Start 11:20 End 12:02 The results are provisional until the end of the time limit for protests and appeals and the completion of the technical checks. Clerk Of The Course: **Beatriz Aguas** Publication Time: **12:06**

These data/results cannot be reproduced, stored and/or transmitted in whole or in part by any manner of electronic, mechanical, photocopying, recording, broadcasting or otherwise now known or herein after developed without the previous express consent by the copyright owner, except for reproduction in daily press and regular printed publications on sale to the public within 60 days of the event related to those data/results and always provided that copyright symbol appears together as follows below.

© DORNA WSBK ORGANIZATION Srl 2026



Pirelli Portuguese Round, 27-29 March 2026
Results Free Practice

Session Highlights

Local Time	No. Rider	Description
11.20.00		Start of Session
11.23.13	52 J. ALCOBA	#52 Stopped with Technical Problem - Turn 3
11.23.21		Yellow Flag Out - Turn 4
11.23.23	20 X. CARDELUS	#20 Stopped with Technical Problem - Turn 4
11.23.27		Yellow Flag In - Turn 4
11.23.27		Riders Under Yellow Flag at Turn 4: #65
11.26.32		Yellow Flag Out - Turn 5-6
11.26.37	37 R. GARCIA	#37 Crashed - Turn 5
11.26.44		Yellow Flag In - Turn 5-6
11.26.44		Riders Under Yellow Flag at Turn 5-6: #91 #64 #16 #77 #75 #94
11.26.53	37 R. GARCIA	#37 Rejoined
11.27.47		Yellow Flag Out - Turn 1
11.27.56	88 A. GIOMBINI	#88 Crashed - Turn 1
11.28.13		Double Yellow Flag Out - Turn 1
11.28.18		Double Yellow Flag In - Turn 1
11.28.18		Riders Under Yellow Flag at Turn 1: #10 #11 #57 #91 #64 #16 #94 #75 #77 #53 #19 #50 #5 #25
11.30.16	31 Y. OKAMOTO	#31 On Asphalt - Rejoined - Turn 5
11.33.30	20 X. CARDELUS	#20 Stopped with Technical Problem - Turn 12
11.45.45	70 J. WHATLEY	#70 MUST CHECK RACELINK GPS BEFORE NEXT RUN
11.54.37	52 J. ALCOBA	#52 MUST CHECK RACELINK GPS BEFORE NEXT RUN
11.59.02		Yellow Flag Out - Turn 5-6
11.59.13	10 L. TACCINI	#10 Crashed - Turn 5
11.59.19		Yellow Flag In - Turn 5-6
11.59.19		Riders Under Yellow Flag at Turn 5-6: #20 #73 #16 #19 #75 #70 #91 #6 #5 #10 #58 #32
11.59.49	69 T. BOOTH-AMOS	#69 On the Gravel - Rejoined - Turn 1
12.00.52	10 L. TACCINI	#10 Rejoined
12.02.56		End of Session

Fastest Laps Sequence

No.	Rider	Nat	Team	Bike	Local Time	Time	Gap	Avg
7	F. FARIOLI	ITA	VFT Racing Yamaha	Yamaha YZF-R9	11:23'43.732	1'46.366		155,418
70	J. WHATLEY	GBR	Orelac Racing Verdnatura	Ducati Panigale V2	11:23'44.093	1'45.726	-0.640	156,359
61	C. ONCU	TUR	Pata Yamaha Ten Kate Racing	Yamaha YZF-R9	11:23'44.192	1'45.210	-0.516	157,126
94	L. MAHIAS	FRA	GMT94 Yamaha	Yamaha YZF-R9	11:24'24.981	1'45.199	-0.011	157,142
53	V. DEBISE	FRA	ZXMOTO Factory Evan Bros Racing	ZXMOTO 820RR	11:24'33.404	1'44.542	-0.657	158,130
61	C. ONCU	TUR	Pata Yamaha Ten Kate Racing	Yamaha YZF-R9	11:25'28.410	1'44.218	-0.324	158,621
53	V. DEBISE	FRA	ZXMOTO Factory Evan Bros Racing	ZXMOTO 820RR	11:26'17.417	1'44.013	-0.205	158,934
53	V. DEBISE	FRA	ZXMOTO Factory Evan Bros Racing	ZXMOTO 820RR	11:53'12.500	1'43.932	-0.081	159,058
53	V. DEBISE	FRA	ZXMOTO Factory Evan Bros Racing	ZXMOTO 820RR	11:54'56.266	1'43.766	-0.166	159,312
53	V. DEBISE	FRA	ZXMOTO Factory Evan Bros Racing	ZXMOTO 820RR	11:58'23.963	1'43.758	-0.008	159,325

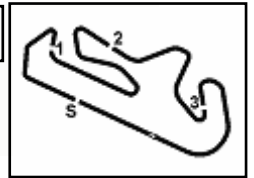
27/03/2026 Start 11:20 End 12:02

The results are provisional until the end of the time limit for protests and appeals and the completion of the technical checks.

Clerk Of The Course: **Beatriz Aguas**
Publication Time: **12:06**

These data/results cannot be reproduced, stored and/or transmitted in whole or in part by any manner of electronic, mechanical, photocopying, recording, broadcasting or otherwise now known or herein after developed without the previous express consent by the copyright owner, except for reproduction in daily press and regular printed publications on sale to the public within 60 days of the event related to those data/results and always provided that copyright symbol appears together as follows below.

© DORNA WSBK ORGANIZATION Srl 2026



Portimao 4.592 m

Pirelli Portuguese Round, 27-29 March 2026
Best Sectors & Speed Free Practice

BEST LAP		
1	53 V. DEBISE	ZXMOTO 820RR 1'43.758
2	61 C. ONCU	Yamaha YZF-R9 1'44.218
3	5 J. MASIA	Ducati Panigale V2 1'44.244
4	75 A. ARENAS	Yamaha YZF-R9 1'44.250
5	94 L. MAHIAS	Yamaha YZF-R9 1'44.271
6	65 P. OETTL	Ducati Panigale V2 1'44.424
7	70 J. WHATLEY	Ducati Panigale V2 1'44.568
8	50 D. VOSTATEK	Triumph Street Triple 765 RS 1'44.581
9	69 T. BOOTH-AMOS	Triumph Street Triple 765 RS 1'44.597
10	64 F. CARICASULO	ZXMOTO 820RR 1'44.700
11	52 J. ALCOBA	Kawasaki ZX-6R 636 1'44.755
12	37 R. GARCIA	Yamaha YZF-R9 1'44.757
13	43 S. JESPERSEN	Ducati Panigale V2 1'44.800
14	7 F. FARIOLI	Yamaha YZF-R9 1'44.824
15	6 C. PEROLARI	Honda CBR600RR 1'44.877
16	32 D. BAYLISS	Triumph Street Triple 765 RS 1'45.106
17	19 A. KOFLER	Yamaha YZF-R9 1'45.238
18	20 X. CARDELLUS	Yamaha YZF-R9 1'45.298
19	40 M. CASADEI	Ducati Panigale V2 1'45.426
20	31 Y. OKAMOTO	Yamaha YZF-R9 1'45.460
21	16 A. ZACCONE	Ducati Panigale V2 1'45.531
22	10 L. TACCINI	Ducati Panigale V2 1'45.589
23	25 D. KONIG	Triumph Street Triple 765 RS 1'45.699
24	77 D. AEGERTER	Kawasaki ZX-6R 636 1'45.713
25	57 A. MAHENDRA	Yamaha YZF-R9 1'45.747
26	11 M. FERRARI	Ducati Panigale V2 1'45.782
27	54 R. ROSSI	Ducati Panigale V2 1'46.221
28	22 A. CARRASCO	Honda CBR600RR 1'46.792
29	73 J. CRETARO	MV Agusta F3 800 RR 1'46.972
30	91 B. JIMENEZ	Ducati Panigale V2 1'47.226
31	88 A. GIOMBINI	MV Agusta F3 800 RR 1'47.333
32	58 M. JESUS	Honda CBR600RR 1'47.677

SPEED		
1	10 L. TACCINI	Ducati Panigale V2 280,7
2	52 J. ALCOBA	Kawasaki ZX-6R 636 280,7
3	5 J. MASIA	Ducati Panigale V2 280,7
4	94 L. MAHIAS	Yamaha YZF-R9 280,0
5	65 P. OETTL	Ducati Panigale V2 280,0
6	16 A. ZACCONE	Ducati Panigale V2 280,0
7	70 J. WHATLEY	Ducati Panigale V2 279,3
8	11 M. FERRARI	Ducati Panigale V2 278,6
9	32 D. BAYLISS	Triumph Street Triple 765 RS 278,6
10	69 T. BOOTH-AMOS	Triumph Street Triple 765 RS 278,6
11	77 D. AEGERTER	Kawasaki ZX-6R 636 278,6
12	54 R. ROSSI	Ducati Panigale V2 278,6
13	53 V. DEBISE	ZXMOTO 820RR 278,6
14	64 F. CARICASULO	ZXMOTO 820RR 277,8
15	19 A. KOFLER	Yamaha YZF-R9 277,8
16	43 S. JESPERSEN	Ducati Panigale V2 277,1
17	6 C. PEROLARI	Honda CBR600RR 276,4
18	61 C. ONCU	Yamaha YZF-R9 276,4
19	20 X. CARDELLUS	Yamaha YZF-R9 275,7
20	22 A. CARRASCO	Honda CBR600RR 275,0
21	50 D. VOSTATEK	Triumph Street Triple 765 RS 275,0
22	91 B. JIMENEZ	Ducati Panigale V2 274,3
23	37 R. GARCIA	Yamaha YZF-R9 274,3
24	31 Y. OKAMOTO	Yamaha YZF-R9 274,3
25	40 M. CASADEI	Ducati Panigale V2 273,6
26	75 A. ARENAS	Yamaha YZF-R9 273,6
27	7 F. FARIOLI	Yamaha YZF-R9 272,9
28	25 D. KONIG	Triumph Street Triple 765 RS 272,9
29	57 A. MAHENDRA	Yamaha YZF-R9 271,6
30	88 A. GIOMBINI	MV Agusta F3 800 RR 270,9
31	73 J. CRETARO	MV Agusta F3 800 RR 270,2
32	58 M. JESUS	Honda CBR600RR 264,9

SEG. 1	
1	53 V. DEBISE 22.018
2	37 R. GARCIA 22.118
3	65 P. OETTL 22.136
4	61 C. ONCU 22.181
5	5 J. MASIA 22.189
6	75 A. ARENAS 22.205
7	70 J. WHATLEY 22.225
8	7 F. FARIOLI 22.227
9	6 C. PEROLARI 22.236
10	64 F. CARICASULO 22.269
11	43 S. JESPERSEN 22.277
12	52 J. ALCOBA 22.291
13	94 L. MAHIAS 22.315
14	16 A. ZACCONE 22.316
15	77 D. AEGERTER 22.338
16	50 D. VOSTATEK 22.340
17	69 T. BOOTH-AMOS 22.368
18	19 A. KOFLER 22.404
19	31 Y. OKAMOTO 22.436
20	40 M. CASADEI 22.471
21	11 M. FERRARI 22.475
22	10 L. TACCINI 22.482
23	57 A. MAHENDRA 22.517
24	20 X. CARDELLUS 22.534
25	54 R. ROSSI 22.552
26	32 D. BAYLISS 22.585
27	25 D. KONIG 22.607
28	22 A. CARRASCO 22.656
29	88 A. GIOMBINI 22.684
30	58 M. JESUS 22.787
31	91 B. JIMENEZ 22.887
32	73 J. CRETARO 22.903

SEG. 2	
1	53 V. DEBISE 32.936
2	65 P. OETTL 32.951
3	61 C. ONCU 32.973
4	5 J. MASIA 32.977
5	6 C. PEROLARI 33.050
6	70 J. WHATLEY 33.050
7	50 D. VOSTATEK 33.091
8	69 T. BOOTH-AMOS 33.111
9	94 L. MAHIAS 33.115
10	75 A. ARENAS 33.125
11	64 F. CARICASULO 33.136
12	43 S. JESPERSEN 33.149
13	32 D. BAYLISS 33.205
14	37 R. GARCIA 33.223
15	7 F. FARIOLI 33.267
16	25 D. KONIG 33.291
17	52 J. ALCOBA 33.295
18	19 A. KOFLER 33.299
19	20 X. CARDELLUS 33.299
20	31 Y. OKAMOTO 33.323
21	16 A. ZACCONE 33.332
22	57 A. MAHENDRA 33.333
23	11 M. FERRARI 33.350
24	40 M. CASADEI 33.363
25	10 L. TACCINI 33.373
26	77 D. AEGERTER 33.504
27	54 R. ROSSI 33.681
28	73 J. CRETARO 33.794
29	22 A. CARRASCO 33.822
30	91 B. JIMENEZ 33.855
31	88 A. GIOMBINI 33.908
32	58 M. JESUS 34.016

SEG. 3	
1	61 C. ONCU 25.499
2	53 V. DEBISE 25.561
3	75 A. ARENAS 25.566
4	70 J. WHATLEY 25.586
5	65 P. OETTL 25.591
6	5 J. MASIA 25.680
7	37 R. GARCIA 25.717
8	50 D. VOSTATEK 25.723
9	94 L. MAHIAS 25.738
10	7 F. FARIOLI 25.742
11	52 J. ALCOBA 25.751
12	64 F. CARICASULO 25.752
13	43 S. JESPERSEN 25.799
14	69 T. BOOTH-AMOS 25.802
15	32 D. BAYLISS 25.849
16	6 C. PEROLARI 25.879
17	40 M. CASADEI 25.906
18	16 A. ZACCONE 25.910
19	31 Y. OKAMOTO 25.939
20	25 D. KONIG 25.957
21	10 L. TACCINI 26.015
22	11 M. FERRARI 26.045
23	19 A. KOFLER 26.055
24	57 A. MAHENDRA 26.077
25	77 D. AEGERTER 26.079
26	20 X. CARDELLUS 26.121
27	91 B. JIMENEZ 26.270
28	22 A. CARRASCO 26.276
29	54 R. ROSSI 26.296
30	73 J. CRETARO 26.323
31	88 A. GIOMBINI 26.422
32	58 M. JESUS 26.720

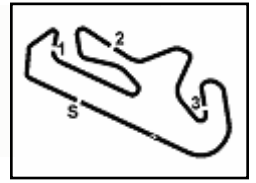
SEG. 4	
1	94 L. MAHIAS 22.955
2	53 V. DEBISE 23.053
3	75 A. ARENAS 23.122
4	20 X. CARDELLUS 23.150
5	61 C. ONCU 23.178
6	5 J. MASIA 23.179
7	52 J. ALCOBA 23.212
8	6 C. PEROLARI 23.254
9	50 D. VOSTATEK 23.256
10	69 T. BOOTH-AMOS 23.281
11	37 R. GARCIA 23.332
12	64 F. CARICASULO 23.340
13	57 A. MAHENDRA 23.375
14	19 A. KOFLER 23.393
15	40 M. CASADEI 23.400
16	7 F. FARIOLI 23.404
17	65 P. OETTL 23.414
18	32 D. BAYLISS 23.415
19	31 Y. OKAMOTO 23.433
20	70 J. WHATLEY 23.434
21	43 S. JESPERSEN 23.479
22	16 A. ZACCONE 23.497
23	77 D. AEGERTER 23.499
24	10 L. TACCINI 23.509
25	22 A. CARRASCO 23.557
26	11 M. FERRARI 23.596
27	54 R. ROSSI 23.639
28	88 A. GIOMBINI 23.652
29	73 J. CRETARO 23.659
30	25 D. KONIG 23.692
31	58 M. JESUS 23.798
32	91 B. JIMENEZ 23.998

27/03/2026

These data/results cannot be reproduced, stored and/or transmitted in whole or in part by any manner of electronic, mechanical, photocopying, recording, broadcasting or otherwise now known or herein after developed without the previous express consent by the copyright owner, except for reproduction in daily press and regular printed publications on sale to the public within 60 days of the event related to those data/results and always provided that copyright symbol appears together as follows below.

© DORNA WSBK ORGANIZATION Srl 2026





Pirelli Portuguese Round, 27-29 March 2026
Ideal Times Free Practice

No.	Rider	Nat	Bike	Seg. 1	Seg. 2	Seg. 3	Seg. 4	Ideal Time		
				Diff. 1	Diff. 2	Diff. 3	Diff. 4	Best Lap	Pos.	Diff.
1	53 V. DEBISE	FRA	ZXMOTO 820RR	22.018 +0.056	32.936 +0.013	25.561 +0.076	23.053 +0.045	1'43.568 1'43.758	1	0.190
2	61 C. ONCU	TUR	Yamaha YZF-R9	22.181 +0.200	32.973	25.499 +0.187	23.178	1'43.831 1'44.218	2	0.387
3	75 A. ARENAS	ESP	Yamaha YZF-R9	22.205 +0.222	33.125 +0.003	25.566 +0.007	23.122	1'44.018 1'44.250	4	0.232
4	5 J. MASIA	ESP	Ducati Panigale V2	22.189 +0.086	32.977 +0.087	25.680 +0.046	23.179	1'44.025 1'44.244	3	0.219
5	65 P. OETTL	GER	Ducati Panigale V2	22.136 +0.011	32.951	25.591 +0.216	23.414 +0.105	1'44.092 1'44.424	6	0.332
6	94 L. MAHIAS	FRA	Yamaha YZF-R9	22.315 +0.056	33.115 +0.092	25.738	22.955	1'44.123 1'44.271	5	0.148
7	70 J. WHATLEY	GBR	Ducati Panigale V2	22.225 +0.098	33.050 +0.062	25.586	23.434 +0.113	1'44.295 1'44.568	7	0.273
8	37 R. GARCIA	ESP	Yamaha YZF-R9	22.118	33.223 +0.155	25.717 +0.036	23.332 +0.176	1'44.390 1'44.757	12	0.367
9	50 D. VOSTATEK	CZE	Triumph Street Triple 765 RS	22.340 +0.119	33.091	25.723 +0.052	23.256	1'44.410 1'44.581	8	0.171
10	6 C. PEROLARI	FRA	Honda CBR600RR	22.236 +0.117	33.050	25.879 +0.128	23.254 +0.213	1'44.419 1'44.877	15	0.458
11	64 F. CARICASULO	ITA	ZXMOTO 820RR	22.269	33.136 +0.179	25.752	23.340 +0.024	1'44.497 1'44.700	10	0.203
12	52 J. ALCOBA	ESP	Kawasaki ZX-6R 636	22.291 +0.146	33.295 +0.060	25.751	23.212	1'44.549 1'44.755	11	0.206
13	69 T. BOOTH-AMOS	GBR	Triumph Street Triple 765 RS	22.368	33.111	25.802	23.281 +0.035	1'44.562 1'44.597	9	0.035
14	7 F. FARIOLI	ITA	Yamaha YZF-R9	22.227 +0.078	33.267 +0.020	25.742 +0.066	23.404 +0.020	1'44.640 1'44.824	14	0.184
15	43 S. JESPERSEN	DEN	Ducati Panigale V2	22.277 +0.096	33.149	25.799	23.479	1'44.704 1'44.800	13	0.096
16	32 D. BAYLISS	AUS	Triumph Street Triple 765 RS	22.585	33.205	25.849	23.415 +0.052	1'45.054 1'45.106	16	0.052
17	16 A. ZACCONI	ITA	Ducati Panigale V2	22.316	33.332 +0.052	25.910 +0.269	23.497 +0.155	1'45.055 1'45.531	21	0.476
18	20 X. CARDELUS	AND	Yamaha YZF-R9	22.534	33.299 +0.006	26.121 +0.035	23.150 +0.153	1'45.104 1'45.298	18	0.194
19	31 Y. OKAMOTO	JPN	Yamaha YZF-R9	22.436 +0.019	33.323 +0.091	25.939 +0.100	23.433 +0.119	1'45.131 1'45.460	20	0.329
20	40 M. CASADEI	ITA	Ducati Panigale V2	22.471	33.363	25.906 +0.155	23.400 +0.131	1'45.140 1'45.426	19	0.286
21	19 A. KOFLER	AUT	Yamaha YZF-R9	22.404	33.299 +0.036	26.055 +0.051	23.393	1'45.151 1'45.238	17	0.087
22	57 A. MAHENDRA	INA	Yamaha YZF-R9	22.517 +0.252	33.333	26.077 +0.006	23.375 +0.187	1'45.302 1'45.747	25	0.445
23	10 L. TACCINI	ITA	Ducati Panigale V2	22.482 +0.112	33.373	26.015 +0.086	23.509 +0.012	1'45.379 1'45.589	22	0.210
24	77 D. AEGERTER	SUI	Kawasaki ZX-6R 636	22.338 +0.072	33.504 +0.127	26.079 +0.015	23.499 +0.079	1'45.420 1'45.713	24	0.293
25	11 M. FERRARI	ITA	Ducati Panigale V2	22.475 +0.124	33.350 +0.103	26.045	23.596 +0.089	1'45.466 1'45.782	26	0.316
26	25 D. KONIG	CZE	Triumph Street Triple 765 RS	22.607 +0.104	33.291	25.957	23.692 +0.048	1'45.547 1'45.699	23	0.152
27	54 R. ROSSI	ITA	Ducati Panigale V2	22.552	33.681	26.296	23.639 +0.053	1'46.168 1'46.221	27	0.053
28	22 A. CARRASCO	ESP	Honda CBR600RR	22.656	33.822 +0.271	26.276	23.557 +0.210	1'46.311 1'46.792	28	0.481
29	88 A. GIOMBINI	ITA	MV Agusta F3 800 RR	22.684 +0.147	33.908 +0.097	26.422 +0.112	23.652 +0.311	1'46.666 1'47.333	31	0.667
30	73 J. CRETARO	ITA	MV Agusta F3 800 RR	22.903	33.794	26.323 +0.122	23.659 +0.171	1'46.679 1'46.972	29	0.293
31	91 B. JIMENEZ	ESP	Ducati Panigale V2	22.887	33.855 +0.102	26.270	23.998 +0.114	1'47.010 1'47.226	30	0.216
32	58 M. JESUS	POR	Honda CBR600RR	22.787 +0.068	34.016	26.720 +0.134	23.798 +0.154	1'47.321 1'47.677	32	0.356
Overall Ideal Time				22.018	32.936	25.499	22.955	1'43.408		

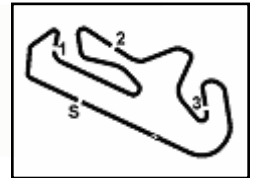
27/03/2026

These data/results cannot be reproduced, stored and/or transmitted in whole or in part by any manner of electronic, mechanical, photocopying, recording, broadcasting or otherwise now known or herein after developed without the previous express consent by the copyright owner, except for reproduction in daily press and regular printed publications on sale to the public within 60 days of the event related to those data/results and always provided that copyright symbol appears together as follows below.

© DORNA WSBK ORGANIZATION Srl 2026

FICR PERUGIA TIMING





Portimao 4.592 m

Pirelli Portuguese Round, 27-29 March 2026
Chronological Analysis Free Practice

1 / 5

1° 53 V. DEBISE [1'43.758]							
Lap	Seg1	Seg2	Seg3	Seg4	Lap Time	km/h	Local Time
1	22.395	33.986	26.497	23.213	1'44.542	272,9	11:22'48.862
2	22.198	33.099	25.663	23.053	1'44.013	272,3	11:26'17.417
3	22.051	33.190	25.644	23.164	1'44.049	274,3	11:28'01.466
4	23.714	33.205	25.786	23.203	1'45.908C	272,9	11:29'47.374
5	22.047	33.122	25.799	23.228	1'44.196	277,1	11:31'31.570
6	22.485	33.217	26.371	42.653	2'04.726P	278,6	11:33'36.296
7	14'45.221	33.673	25.750	23.333	16'07.977P		11:49'44.273
8	22.173	33.234	25.633	23.255	1'44.295	273,6	11:51'28.568
9	22.069	33.068	25.648	23.147	1'43.932	275,7	11:53'12.500
10	22.018	32.936	25.561	23.251	1'43.766	277,8	11:54'56.266
11	22.039	33.060	25.652	23.188	1'43.939	277,1	11:56'40.205
12	22.074	32.949	25.637	23.098	1'43.758	277,1	11:58'23.963
13	22.079	33.139	25.830	24.526	1'45.574	275,0	12:00'09.537

2° 61 C. ONCU [1'44.218]							
Lap	Seg1	Seg2	Seg3	Seg4	Lap Time	km/h	Local Time
1	22.742	33.242	25.837	23.389	1'45.210	276,4	11:23'44.192
2	22.381	32.973	25.686	23.178	1'44.218	271,6	11:25'28.410
3	22.310	33.073	25.654	23.218	1'44.255	270,9	11:27'12.665
4	22.719	33.245	25.522	23.321	1'44.807	270,9	11:28'57.472
5	22.312	33.229	25.499	23.363	1'44.403	271,6	11:30'41.875
6	22.373	33.236	25.758	23.307	1'44.674	265,6	11:32'26.549
7	22.343	33.253	25.601	23.294	1'44.491	272,3	11:34'11.040
8	22.323	33.230	25.718	23.318	1'44.589	270,9	11:35'55.629
9	22.256	33.182	25.675	23.267	1'44.380	272,9	11:37'40.009
10	22.462	33.180	25.901	23.408	1'44.951	275,0	11:39'24.960
11	22.347	33.202	26.116	23.536	1'45.201	269,6	11:41'10.161
12	22.375	33.258	25.797	23.331	1'44.761	270,9	11:42'54.922
13	22.552	38.637	27.742	45.228	2'14.159P	270,2	11:45'09.081
14	8'45.928	34.281	26.197	32.124	10'18.530P		11:55'27.611
15	22.362	33.228	25.616	23.255	1'44.461	271,6	11:57'12.072
16	22.181	33.112	26.047	23.319	1'44.659	272,9	11:58'56.731
17	22.270	33.058	25.657	23.375	1'44.360	272,3	12:00'41.091

3° 5 J. MASIA [1'44.244]							
Lap	Seg1	Seg2	Seg3	Seg4	Lap Time	km/h	Local Time
1	23.671	34.276	26.676	23.619	1'48.242	256,8	11:24'33.971
2	23.565	34.319	26.556	23.697	1'48.137	261,1	11:26'22.108
3	22.480	33.349	25.839	23.415	1'45.083	280,7	11:28'07.191
4	22.726	33.442	26.496	23.586	1'46.250C	280,7	11:29'53.441
5	22.426	33.286	25.732	23.389	1'44.833	279,3	11:31'38.274
6	22.358	33.136	25.738	23.467	1'44.699	280,0	11:33'22.973
7	22.269	40.295	27.452	43.087	2'13.103P	280,0	11:35'36.076
8	7'35.247	34.133	26.114	23.733	8'59.227P		11:44'35.303
9	22.610	33.050	25.900	23.469	1'45.029	272,9	11:46'20.332
10	23.931	33.852	27.003	44.363	2'09.149P	275,7	11:48'29.481
11	3'31.841	33.815	26.013	23.479	4'55.148P		11:53'24.629
12	22.275	33.064	25.726	23.179	1'44.244	275,7	11:55'08.873
13	24.686	33.685	25.899	23.414	1'47.684	280,0	11:56'56.557
14	22.256	32.977	25.680	23.346	1'44.259	278,6	11:58'40.816
15	22.189	33.300	25.683	23.267	1'44.439C	280,0	12:00'25.255

4° 75 A. ARENAS [1'44.250]							
Lap	Seg1	Seg2	Seg3	Seg4	Lap Time	km/h	Local Time
1	22.691	33.687	25.897	23.374	1'45.649	269,6	11:24'24.034
2	22.608	33.264	25.566	23.275	1'44.713	268,9	11:26'08.747
3	22.418	34.856	26.633	23.216	1'47.123C	272,9	11:27'55.870

4	22.874	33.442	26.567	23.342	1'46.225C	273,6	11:29'42.095
5	22.262	33.324	25.614	23.208	1'44.408	270,9	11:31'26.503
6	25.842	33.984	26.658	25.366	1'51.850	272,9	11:33'18.353
7	22.427	33.128	25.573	23.122	1'44.250	269,6	11:35'02.603
8	23.386	34.868	26.732	45.430	2'10.416P	271,6	11:37'13.019
9	8'45.542	34.223	26.216	23.624	10'09.605P		11:47'22.624
10	22.316	33.413	25.809	23.374	1'44.912	270,2	11:49'07.536
11	22.324	33.125	25.726	23.356	1'44.531	268,9	11:50'52.067
12	23.156	34.978	26.616	44.853	2'09.603P	268,2	11:53'01.670
13	4'08.052	34.418	26.049	23.364	5'31.883P		11:58'33.553
14	22.205	33.797	25.897	23.772	1'45.671C	269,6	12:00'19.224

5° 94 L. MAHIAS [1'44.271]							
Lap	Seg1	Seg2	Seg3	Seg4	Lap Time	km/h	Local Time
1	22.681	35.298	26.986	23.341	1'45.199	275,0	11:22'39.782
2	22.371	33.207	25.738	23.084	1'44.271	273,6	11:26'09.252
3	22.382	34.143	26.377	23.253	1'46.155C	280,0	11:27'55.407
4	22.806	33.626	26.592	23.681	1'46.705C	273,6	11:29'42.112
5	22.534	33.389	25.839	23.188	1'44.950	269,6	11:31'27.062
6	22.326	33.281	26.035	23.194	1'44.836	272,3	11:33'11.898
7	22.315	33.339	25.866	23.258	1'44.778	272,9	11:34'56.676
8	22.327	33.191	25.874	23.205	1'44.597	270,9	11:36'41.273
9	22.379	33.115	25.829	23.275	1'44.598	271,6	11:38'25.871
10	22.318	33.181	26.066	23.309	1'44.874	269,6	11:40'10.745
11	22.370	33.212	25.983	23.380	1'44.945	270,2	11:41'55.690
12	22.426	33.267	26.012	23.465	1'45.170	268,9	11:43'40.860
13	25.903	38.880	27.710	44.480	2'16.973P	268,9	11:45'57.833
14	11'42.072	34.230	26.359	23.579	13'06.240P		11:59'04.073
15	22.423	33.236	25.897	23.354	1'44.910	271,6	12:00'48.983

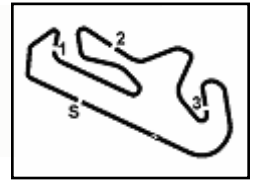
6° 65 P. OETTL [1'44.424]							
Lap	Seg1	Seg2	Seg3	Seg4	Lap Time	km/h	Local Time
1	22.709	34.694	26.598	23.771	1'46.083C	274,3	11:23'01.128
2	22.456	33.778	25.993	23.603	1'45.209	273,6	11:26'32.420
3	22.236	33.168	25.743	23.445	1'44.592	276,4	11:28'17.012
4	22.690	33.112	25.591	23.541	1'44.934	276,4	11:30'01.946
5	22.178	33.144	25.718	23.414	1'44.454	276,4	11:31'46.400
6	22.136	33.283	26.405	23.454	1'45.278	276,4	11:33'31.678
7	26.862	33.825	26.136	23.969	1'50.792	275,0	11:35'22.470
8	22.188	33.253	25.743	23.431	1'44.615	278,6	11:37'07.085
9	22.230	38.683	26.915	23.796	1'51.624	275,0	11:38'58.709
10	22.309	33.044	25.677	23.530	1'44.560	275,0	11:40'43.269
11	27.611	35.782	27.843	44.219	2'15.455P	274,3	11:42'58.724
12	10'15.389	33.875	25.810	23.535	11'38.609P		11:54'37.333
13	22.219	33.248	27.488	23.525	1'46.480	280,0	11:56'23.813
14	27.627	33.204	25.818	23.692	1'50.341	275,7	11:58'14.154
15	22.276	33.184	25.718	23.519	1'44.697	275,7	11:59'58.851
16	22.147	32.951	25.807	23.519	1'44.424	279,3	12:01'43.275

7° 70 J. WHATLEY [1'44.568]							
Lap	Seg1	Seg2	Seg3	Seg4	Lap Time	km/h	Local Time
1	22.624	35.785	27.581	25.283	1'45.726	273,6	11:21'58.367
2	22.748	33.280	25.745	23.434	1'45.207	270,9	11:25'29.300
3	22.320	33.135	25.644	23.534	1'44.633	279,3	11:27'13.933
4	22.902	35.167	26.064	23.678	1'47.811	273,6	11:29'01.744
5	22.387	33.553	25.771	23.693	1'45.404	273,6	11:30'47.148
6	22.474	33.286	25.837	23.653	1'45.250	272,3	11:32'32.398
7	27.469	34.600	26.084	23.700	1'51.853	272,9	11:34'24.251
8	22.417	33.430	27.993	43.513	2'07.353P	274,3	11:36'31.604
9	6'05.425	33.333	25.776	23.646	7'28.180P		11:43'59.784

27/03/2026 P = Pits In/Out - C = Lap Time Cancelled

These data/results cannot be reproduced, stored and/or transmitted in whole or in part by any manner of electronic, mechanical, photocopying, recording, broadcasting or otherwise now known or herein after developed without the previous express consent by the copyright owner, except for reproduction in daily press and regular printed publications on sale to the public within 60 days of the event related to those data/results and always provided that copyright symbol appears together as follows below.

© DORNA WSBK ORGANIZATION Srl 2026



Portimao 4.592 m

Pirelli Portuguese Round, 27-29 March 2026
Chronological Analysis Free Practice

2 / 5

10	22.361	33.962	25.946	24.173	1'46.442	271,6	11:45'46.226
11	22.355	33.424	26.240	23.623	1'45.642	275,0	11:47'31.868
12	22.310	33.050	25.680	23.674	1'44.714	272,3	11:49'16.582
13	22.286	33.144	26.833	28.353	1'50.616	274,3	11:51'07.198
14	23.327	36.046	26.235	23.639	1'49.247	275,7	11:52'56.445
15	22.323	33.112	25.586	23.547	1'44.568	275,0	11:54'41.013
16	26.460	42.662	27.295	23.557	1'59.974	275,7	11:56'40.987
17	22.326	35.828	26.533	28.184	1'52.871	277,8	11:58'33.858
18	22.225	33.753	26.973	26.919	1'49.870C	279,3	12:00'23.728

11° 52 J. ALCOBA [1'44.755]

Lap	Seg.1	Seg.2	Seg.3	Seg.4	Lap Time	km/h	Local Time
1	27'13.197	33.939	26.110	23.505	28'36.751	269,6	11:51'05.818
2	22.437	33.355	25.751	23.212	1'44.755	275,0	11:52'50.573
3	22.320	33.317	25.867	23.481	1'44.985	275,0	11:54'35.558
4	22.291	33.517	28.511	24.310	1'48.629	270,9	11:56'24.187
5	24.420	34.136	26.110	27.115	1'51.781	271,6	11:58'15.968
6	22.318	33.295	25.836	23.347	1'44.796	280,7	12:00'00.764

8° 50 O. VOSTATEK [1'44.581]

Lap	Seg.1	Seg.2	Seg.3	Seg.4	Lap Time	km/h	Local Time
1	22.727	33.522	26.063	23.511	1'45.823	269,6	11:24'34.687
2	22.664	33.446	25.928	23.399	1'45.437	274,3	11:26'20.124
3	22.522	33.742	25.967	23.471	1'45.702	271,6	11:28'05.826
4	24.341	34.373	26.481	23.374	1'48.568C	272,9	11:29'54.395
5	22.451	33.378	25.852	23.357	1'45.038	273,6	11:31'39.433
6	22.459	33.091	25.775	23.256	1'44.581	272,9	11:33'24.014
7	24.414	34.904	27.051	44.533	2'10.902P	275,0	11:35'34.916
8	8'24.447	34.278	26.478	23.785	9'48.988P	275,0	11:45'23.904
9	22.602	33.981	26.544	23.780	1'46.907	268,9	11:47'10.811
10	22.578	33.307	25.860	23.492	1'45.237	269,6	11:48'56.048
11	23.368	34.714	26.657	45.448	2'10.187P	268,9	11:51'06.235
12	3'22.519	34.178	26.766	23.512	4'46.975P	275,0	11:55'53.210
13	22.370	33.248	25.723	23.364	1'44.705	271,6	11:57'37.915
14	22.340	33.118	25.744	23.399	1'44.601	272,3	11:59'22.516
15	22.348	33.209	25.857	23.505	1'44.919	272,9	12:01'07.435

12° 37 R. GARCIA [1'44.757]

Lap	Seg.1	Seg.2	Seg.3	Seg.4	Lap Time	km/h	Local Time
1	22.447	34.004	25.982	23.637	1'46.070	274,3	11:24'03.515
2	22.651	33.413	25.772	23.332	1'45.168	270,2	11:25'48.683
3	22.215	58.568	33.954	46.496	2'41.233P	268,9	11:28'29.916
4	13'28.972	35.052	26.517	23.766	1'45.307P	275,0	11:43'24.223
5	22.332	33.794	25.755	23.739	1'45.620	268,9	11:45'09.843
6	22.247	33.561	25.791	23.614	1'45.213	267,6	11:46'55.056
7	22.319	33.223	25.730	23.576	1'44.848	268,9	11:48'39.904
8	22.246	33.361	25.806	23.610	1'45.023	269,6	11:50'24.927
9	24.646	36.705	28.056	45.067	2'14.474P	270,2	11:52'39.401
10	3'46.205	34.923	26.611	23.737	5'11.476P	275,0	11:57'50.877
11	22.118	33.378	25.753	23.508	1'44.757	269,6	11:59'35.634
12	22.227	33.292	25.717	23.604	1'44.840	270,9	12:01'20.474

9° 69 T. BOOTH-AMDS [1'44.597]

Lap	Seg.1	Seg.2	Seg.3	Seg.4	Lap Time	km/h	Local Time
1	23.241	34.012	26.589	23.652	1'47.494	273,6	11:25'02.956
2	22.781	33.624	26.192	23.503	1'46.100	273,6	11:26'49.056
3	22.548	33.550	26.084	23.513	1'45.695	274,3	11:28'34.751
4	22.750	33.817	26.096	23.749	1'46.412	274,3	11:30'21.163
5	23.259	33.662	26.153	23.658	1'46.732	274,3	11:32'07.895
6	22.537	33.434	26.211	23.470	1'45.652	275,0	11:33'53.547
7	24.083	35.757	28.278	44.954	2'13.072P	275,0	11:36'06.619
8	11'05.013	34.796	29.981	24.171	12'33.961P	275,0	11:48'40.580
9	22.513	33.501	26.132	23.586	1'45.732	276,4	11:50'26.312
10	22.438	33.482	25.977	23.454	1'45.351	277,1	11:52'11.663
11	22.493	33.492	25.809	23.281	1'45.075	277,1	11:53'56.738
12	22.368	33.111	25.802	23.316	1'44.597	278,6	11:55'41.335
13	24.019	34.256	27.094	24.253	1'49.622	278,6	11:57'30.957
14	22.407	33.293	28.545	23.829	1'48.074	272,9	11:59'19.031
15	50.727	36.331	27.770	24.180	2'19.008	277,8	12:01'38.039

13° 43 S. JESPERSEN [1'44.800]

Lap	Seg.1	Seg.2	Seg.3	Seg.4	Lap Time	km/h	Local Time
1	23.049	33.653	26.165	23.678	1'46.545	275,7	11:23'59.843
2	22.628	33.396	26.018	23.575	1'45.617	276,4	11:25'45.460
3	22.561	33.357	25.939	23.546	1'45.403	276,4	11:27'30.863
4	22.431	33.261	25.936	23.662	1'45.290	277,1	11:29'16.153
5	22.552	33.202	25.992	23.672	1'45.418	272,9	11:31'01.571
6	22.483	33.289	26.073	23.794	1'45.639	271,6	11:32'47.210
7	26.082	34.730	26.682	43.719	2'11.213P	272,3	11:34'58.423
8	7'23.660	34.337	26.317	23.755	8'48.069P	275,0	11:43'46.492
9	22.482	33.416	26.293	23.718	1'45.909	273,6	11:45'32.401
10	22.475	33.224	25.892	23.692	1'45.283	272,3	11:47'17.684
11	23.049	34.034	26.429	43.784	2'07.296P	272,9	11:49'24.980
12	2'50.071	34.072	26.359	23.532	4'14.034P	275,0	11:53'39.014
13	22.373	33.149	25.799	23.479	1'44.800	272,9	11:55'23.814
14	22.375	33.365	26.089	23.491	1'45.320	275,0	11:57'09.134
15	22.424	33.216	25.952	23.486	1'45.078	273,6	11:58'54.212
16	22.277	33.309	25.901	23.562	1'45.049	274,3	12:00'39.261

10° 64 F. CARICASULO [1'44.700]

Lap	Seg.1	Seg.2	Seg.3	Seg.4	Lap Time	km/h	Local Time
1	22.850	33.957	26.173	23.599	1'46.579	274,3	11:24'16.103
2	22.536	33.371	26.030	23.433	1'45.370	268,9	11:26'01.473
3	22.269	34.026	26.458	24.133	1'46.886C	271,6	11:27'48.359
4	23.291	35.783	33.476	23.855	1'56.405C	270,9	11:29'44.764
5	22.361	33.380	26.145	23.506	1'45.392	277,8	11:31'30.156
6	22.508	33.575	26.225	23.456	1'45.764	273,6	11:33'15.920
7	22.269	33.315	25.752	23.364	1'44.700	270,2	11:35'00.620
8	23.698	35.080	26.391	46.327	2'11.496P	269,6	11:37'12.116
9	10'24.293	34.642	26.221	23.569	11'48.725P	275,0	11:49'00.841
10	22.340	33.335	25.860	23.515	1'45.050	269,6	11:50'45.894
11	22.331	33.386	25.921	23.445	1'45.083	268,2	11:52'30.971
12	22.317	33.470	25.954	23.545	1'45.286	267,6	11:54'16.260

14° 7 F. FARIOLI [1'44.824]

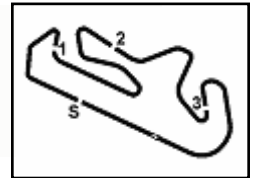
Lap	Seg.1	Seg.2	Seg.3	Seg.4	Lap Time	km/h	Local Time
1	22.790	33.764	26.060	23.752	1'46.366	264,9	11:23'43.732
2	22.490	33.654	25.815	23.404	1'45.363	265,6	11:25'29.095
3	22.743	33.461	25.838	23.418	1'45.460	271,6	11:27'14.555
4	22.476	33.512	25.936	23.497	1'45.421	264,3	11:28'59.976
5	22.499	34.032	26.654	43.077	2'06.262P	267,6	11:31'06.238
6	1'52.438	34.149	25.831	23.616	3'16.034P	275,0	11:34'22.272
7	22.300	33.506	25.742	23.585	1'45.133	268,2	11:36'07.405
8	22.305	33.287	25.808	23.424	1'44.824	265,6	11:37'52.229
9	22.374	33.330	25.827	23.522	1'45.053	266,9	11:39'37.282
10	22.227	33.422	25.874	23.658	1'45.181	266,9	11:41'22.463
11	23.043	34.528	27.168	44.239	2'08.978P	265,6	11:43'31.441

27/03/2026 P = Pits In/Out - C = Lap Time Cancelled

These data/results cannot be reproduced, stored and/or transmitted in whole or in part by any manner of electronic, mechanical, photocopying, recording, broadcasting or otherwise now known or herein after developed without the previous express consent by the copyright owner, except for reproduction in daily press and regular printed publications on sale to the public within 60 days of the event related to those data/results and always provided that copyright symbol appears together as follows below.

© DORNA WSBK ORGANIZATION Srl 2026





Portimao 4.592 m

Pirelli Portuguese Round, 27-29 March 2026
Chronological Analysis Free Practice

3 / 5

12	7'12.788	34.800	27.639	23.701	8'38.928P		11:52'10.369	4	22.534	33.305	26.156	23.303	1'45.298	275,7	11:56'38.309
13	22.294	33.418	25.815	23.544	1'45.071	266,2	11:53'55.440	5	25.727	34.337	28.154	24.231	1'52.449	263,7	11:58'30.758
14	22.700	33.412	26.072	23.565	1'45.749	265,6	11:55'41.189	6	22.699	33.696	26.147	23.452	1'45.994C	268,2	12:00'16.752
15	22.561	36.246	27.057	24.418	1'50.282	268,2	11:57'31.471								
16	22.367	33.267	26.012	23.737	1'45.383	272,9	11:59'16.854								
17	22.497	33.369	26.022	23.703	1'45.591	268,2	12:01'02.445								

19° 40 M. CASADEI [1'45.426]							
Lap	Seg1	Seg2	Seg3	Seg4	Lap Time	km/h	Local Time
1	23.055	35.754	26.961	23.914			11:22'11.927
2	22.706	33.459	26.001	23.400	1'46.881	268,9	11:23'58.808
3	22.471	33.363	26.061	23.531	1'45.426	272,3	11:27'29.800
4	22.673	34.753	26.760	23.683	1'47.869	273,6	11:29'17.669
5	22.653	33.411	25.928	23.637	1'45.629	268,9	11:31'03.298
6	22.660	33.574	25.906	23.753	1'45.893	268,2	11:32'49.191
7	22.502	33.504	31.056	45.150	2'12.212P	269,6	11:35'01.403
8	23'48.978	34.182	26.373	23.558	25'13.091P		12:00'14.494

15° 6 C. PEROLARI [1'44.877]							
Lap	Seg1	Seg2	Seg3	Seg4	Lap Time	km/h	Local Time
1	22.616	35.395	26.074	23.418	1'47.503	275,0	11:24'03.559
2	22.461	33.338	25.879	23.254	1'44.932	267,6	11:25'48.491
3	22.278	33.051	25.998	47.476	2'08.803P	275,7	11:27'57.294
4	4'15.653	33.548	26.156	23.393	5'38.750P		11:33'36.044
5	22.236	33.246	26.151	23.311	1'44.944	273,6	11:35'20.988
6	22.353	33.050	26.007	23.467	1'44.877	276,4	11:37'05.865
7	22.484	36.842	30.454	25.334	1'55.114	270,9	11:39'00.979
8	23.014	34.174	26.814	45.499	2'09.501P	272,3	11:41'10.480
9	9'05.219	37.449	30.892	46.467	11'00.027P		11:52'10.507
10	5'04.575	34.232	26.797	23.430	6'29.034P		11:58'39.541
11	22.345	34.915	26.031	45.637	2'08.928CP	275,0	12:00'48.469

20° 31 Y. OKAMOTO [1'45.460]							
Lap	Seg1	Seg2	Seg3	Seg4	Lap Time	km/h	Local Time
1	23.256	34.532	26.759	23.962	1'48.509	270,9	11:23'51.446
2	22.811	33.815	26.502	23.674	1'46.802	272,3	11:25'38.248
3	22.824	33.595	26.172	23.704	1'46.295	266,9	11:27'24.543
4	22.704	33.813	26.501	33.171	1'56.189	268,2	11:29'20.732
5	22.580	40.488	26.863	23.769	1'53.700	270,9	11:31'14.432
6	24.539	34.001	26.565	23.717	1'48.822	270,9	11:33'03.254
7	22.689	33.423	26.155	23.656	1'45.923	269,6	11:34'49.177
8	22.606	33.456	26.122	23.520	1'45.704	268,9	11:36'34.881
9	23.318	35.584	29.538	47.481	2'15.921P	266,9	11:38'50.802
10	10'53.842	34.231	26.065	23.550	12'17.688P		11:51'08.490
11	22.778	33.323	25.939	23.433	1'45.473	274,3	11:52'53.963
12	23.163	33.616	26.295	23.559	1'46.633	270,2	11:54'40.596
13	22.699	33.351	26.063	23.446	1'45.559	272,3	11:56'26.155
14	22.436	33.462	26.066	23.575	1'45.539	273,6	11:58'11.694
15	22.592	33.406	26.130	23.506	1'45.634	268,2	11:59'57.328
16	22.455	33.414	26.039	23.552	1'45.460	271,6	12:01'42.788

16° 32 O. BAYLISS [1'45.106]							
Lap	Seg1	Seg2	Seg3	Seg4	Lap Time	km/h	Local Time
1	23.033	40.465	26.632	23.615	1'53.745	272,9	11:23'56.418
2	23.042	33.678	26.242	23.415	1'46.377	272,3	11:25'42.795
3	22.915	33.597	26.566	23.670	1'46.748	272,9	11:27'29.543
4	26.335	40.344	26.476	23.788	1'56.943	271,6	11:29'26.486
5	22.877	33.664	29.024	43.384	2'08.949P	271,6	11:31'35.435
6	14'42.374	33.862	26.210	23.757	16'06.203P		11:47'41.638
7	22.834	33.790	26.080	23.622	1'46.326	271,6	11:49'27.964
8	24.080	38.639	26.635	23.885	1'53.239	269,6	11:51'21.203
9	23.092	33.831	26.041	23.466	1'46.430	266,9	11:53'07.633
10	22.585	33.205	25.849	23.467	1'45.106	275,0	11:54'52.739
11	26.888	38.227	27.224	23.895	1'56.234	276,4	11:56'48.973
12	22.834	33.479	25.959	23.619	1'45.891	275,0	11:58'34.864
13	29.701	35.833	27.236	44.056	2'16.826CP	278,6	12:00'51.690

21° 16 A. ZACCONE [1'45.531]							
Lap	Seg1	Seg2	Seg3	Seg4	Lap Time	km/h	Local Time
1	23.848	36.982	28.345	24.633			11:22'30.288
2	23.134	34.192	26.700	23.959	1'49.354	274,3	11:24'19.642
3	22.806	33.929	26.190	23.710	1'46.635C	276,4	11:27'53.823
4	23.492	34.404	27.414	23.649	1'48.959C	276,4	11:29'42.782
5	22.774	33.550	26.037	23.607	1'45.968	272,9	11:31'28.750
6	24.218	35.552	26.849	47.164	2'13.783P	276,4	11:33'42.533
7	8'57.001	34.461	26.422	23.828	10'21.712P		11:44'04.245
8	22.621	33.859	26.208	23.606	1'46.294	273,6	11:45'50.539
9	22.474	33.541	26.023	23.645	1'45.683	276,4	11:47'36.222
10	23.498	35.976	28.832	23.632	1'51.938	279,3	11:49'28.160
11	22.926	35.981	31.990	24.015	1'54.912	263,0	11:51'23.072
12	22.376	37.155	26.940	23.497	1'49.968	279,3	11:53'13.040
13	22.504	33.780	26.598	23.640	1'46.522	274,3	11:54'59.562
14	22.316	33.384	26.179	23.652	1'45.531	278,6	11:56'45.093
15	22.529	33.332	25.910	24.512	1'46.283	279,3	11:58'31.376
16	22.502	34.281	26.808	24.469	1'48.060C	280,0	12:00'19.436

17° 19 A. KOFLER [1'45.238]							
Lap	Seg1	Seg2	Seg3	Seg4	Lap Time	km/h	Local Time
1	22.631	33.614	26.494	23.501	1'46.240	270,9	11:24'26.739
2	22.611	34.729	28.876	24.437	1'50.653	270,2	11:26'17.392
3	22.506	33.374	26.055	23.543	1'45.478	268,9	11:28'02.870
4	24.078	35.205	29.556	45.059	2'13.898CP	270,9	11:30'16.768
5	5'53.294	35.930	28.315	25.187	7'22.726P		11:37'39.494
6	23.146	33.560	26.211	23.426	1'46.343	266,9	11:39'25.837
7	22.422	33.447	26.603	23.554	1'46.026	270,9	11:41'11.863
8	22.677	34.045	26.410	23.674	1'46.806	269,6	11:42'58.669
9	24.234	34.862	26.735	45.151	2'10.982P	265,6	11:45'09.651
10	6'24.633	36.044	26.927	23.787	7'51.391P		11:53'01.042
11	22.487	33.299	26.157	23.511	1'45.454	267,6	11:54'46.496
12	22.977	34.866	32.887	23.927	1'54.657	270,2	11:56'41.153
13	22.404	33.335	26.106	23.393	1'45.238	277,8	11:58'26.391
14	27.859	36.619	26.978	24.057	1'55.513C	268,2	12:00'21.904

22° 10 L. TACCINI [1'45.589]							
Lap	Seg1	Seg2	Seg3	Seg4	Lap Time	km/h	Local Time
1	22.933	36.192	27.588	23.835			11:22'17.950
2	23.099	34.463	26.410	23.907	1'47.713	275,7	11:24'05.663
3	23.049	33.891	26.269	23.937	1'47.146	265,6	11:27'43.601
4	23.969	34.867	27.489	44.216	2'10.541CP	268,2	11:29'54.142

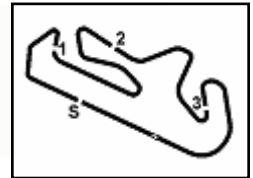
18° 20 X. CARDELUS [1'45.298]							
Lap	Seg1	Seg2	Seg3	Seg4	Lap Time	km/h	Local Time
1	47.244	34.383	26.516	23.367	29'11.478		11:51'22.187
2	22.575	33.604	26.196	23.150	1'45.525	274,3	11:53'07.712
3	22.688	33.299	26.121	23.191	1'45.299	260,5	11:54'53.011

27/03/2026 P = Pits In/Out - C = Lap Time Cancelled

These data/results cannot be reproduced, stored and/or transmitted in whole or in part by any manner of electronic, mechanical, photocopying, recording, broadcasting or otherwise now known or herein after developed without the previous express consent by the copyright owner, except for reproduction in daily press and regular printed publications on sale to the public within 60 days of the event related to those data/results and always provided that copyright symbol appears together as follows below.

© DORNA WSBK ORGANIZATION Srl 2026





Portimao 4.592 m

Pirelli Portuguese Round, 27-29 March 2026
Chronological Analysis Free Practice

4 / 5

5	4'23.955	34.435	28.156	24.042	5'50.588P		11:35'44.730
6	24.238	34.159	26.367	23.921	1'48.685	270,2	11:37'33.415
7	22.883	33.760	26.273	23.801	1'46.717	270,2	11:39'20.132
8	22.898	33.755	26.325	42.293	2'05.271P	270,9	11:41'25.403
9	6'34.958	36.165	28.327	24.089	8'03.539P		11:49'28.942
10	22.706	37.309	27.678	23.743	1'51.436	275,7	11:51'20.378
11	22.625	33.539	26.045	23.528	1'45.737	272,9	11:53'06.115
12	22.594	33.373	26.101	23.521	1'45.589	278,6	11:54'51.704
13	22.482	33.554	26.554	23.895	1'46.485	280,7	11:56'38.189
14	22.627	33.476	26.015	23.509	1'45.627	276,4	11:58'23.816
15	22.499	1'54.145	27.814	45.113	3'29.571CP	277,1	12:01'53.387

9	12'26.791	37.310	28.840	27.204	14'00.145P		11:51'04.527
10	22.817	33.580	26.081	23.433	1'45.911	268,9	11:52'50.438
11	22.769	33.333	26.083	23.562	1'45.747	264,3	11:54'36.185
12	23.675	33.507	27.295	23.943	1'48.420	266,9	11:56'24.605
13	22.689	38.168	26.243	23.734	1'50.834	267,6	11:58'15.439
14	22.517	33.563	26.292	23.375	1'45.747	271,6	12:00'01.186

26° 11 M. FERRARI [1'45.782]							
Lap	Seg1	Seg2	Seg3	Seg4	Lap Time	km/h	Local Time
		34.916	28.081	25.914			11:22'23.296
1	22.884	33.872	26.440	24.091	1'47.287	275,0	11:24'10.583
2	22.724	33.775	26.451	23.618	1'46.568	274,3	11:25'57.151
3	22.650	33.865	26.431	23.734	1'46.680	278,6	11:27'43.831
4	25.984	38.030	31.803	24.279	2'00.096C	262,4	11:29'43.927
5	22.645	33.650	26.278	23.596	1'46.169	277,8	11:31'30.096
6	23.054	33.972	27.561	46.157	2'10.744P	276,4	11:33'40.840
7	10'40.052	34.156	26.623	23.869	12'04.700P		11:45'45.540
8	22.760	33.575	26.223	23.740	1'46.298	270,9	11:47'31.838
9	22.716	33.350	26.102	23.724	1'45.892	270,2	11:49'17.730
10	22.599	33.453	26.045	23.685	1'45.782	275,7	11:51'03.512
11	22.640	33.499	26.187	43.414	2'05.740P	275,0	11:53'09.252
12	3'21.155	33.936	26.279	23.649	4'45.019P		11:57'54.271
13	22.500	33.412	27.144	23.723	1'46.779	275,0	11:59'41.050
14	22.475	33.440	26.116	23.854	1'45.885	275,7	12:01'26.935

27° 54 R. ROSSI [1'46.221]							
Lap	Seg1	Seg2	Seg3	Seg4	Lap Time	km/h	Local Time
		35.637	27.614	24.272			11:22'06.614
1	22.989	34.556	26.551	23.939	1'48.035	272,3	11:23'54.649
2	22.707	33.910	26.405	23.859	1'46.881	272,3	11:25'41.530
3	22.985	34.041	28.990	23.988	1'50.004	274,3	11:27'31.534
4	22.655	34.288	26.451	23.750	1'47.144	278,6	11:29'18.678
5	22.646	33.746	26.341	23.639	1'46.372	277,1	11:31'05.050
6	23.255	34.961	27.875	47.240	2'13.331P	252,6	11:33'18.381
7	11'55.688	34.929	26.869	24.044	13'21.530P		11:46'39.911
8	22.775	34.218	26.463	23.950	1'47.406	268,9	11:48'27.317
9	22.769	33.914	26.458	23.996	1'47.137	269,6	11:50'14.454
10	26.957	38.899	28.162	23.797	1'57.815	270,2	11:52'12.269
11	22.591	33.945	26.432	23.745	1'46.713	273,6	11:53'58.982
12	22.640	33.826	26.637	24.385	1'47.488	274,3	11:55'46.470
13	22.552	33.681	26.296	23.692	1'46.221	272,9	11:57'32.691
14	23.343	37.362	26.869	23.886	1'51.460	263,7	11:59'24.151
15	22.635	34.081	26.965	24.217	1'47.898	274,3	12:01'12.049

28° 22 A. CARRASCO [1'46.792]							
Lap	Seg1	Seg2	Seg3	Seg4	Lap Time	km/h	Local Time
		35.940	27.134	24.140			11:22'03.900
1	23.455	34.575	26.752	23.895	1'48.677	269,6	11:23'52.577
2	23.217	34.219	26.566	23.826	1'47.828	267,6	11:25'40.405
3	23.005	34.280	30.106	24.148	1'51.539	267,6	11:27'31.944
4	22.886	34.145	26.283	23.617	1'46.931	275,0	11:29'18.875
5	22.830	33.945	26.614	23.784	1'47.173	270,9	11:31'06.048
6	22.912	34.295	26.573	49.807	2'13.587P	270,9	11:33'19.635
7	7'05.758	35.986	31.265	24.086	8'37.095P		11:41'56.730
8	23.280	34.307	26.604	23.919	1'48.110	267,6	11:43'44.840
9	23.053	34.392	26.632	23.898	1'47.975	267,6	11:45'32.815
10	22.946	34.095	26.547	23.923	1'47.511	270,9	11:47'20.326
11	23.678	37.260	26.995	45.460	2'13.393P	267,6	11:49'33.719
12	4'05.730	35.330	28.596	25.035	5'34.691P		11:55'08.410
13	24.834	34.505	26.660	35.704	2'01.703	266,9	11:57'10.113
14	22.957	33.822	26.698	23.557	1'47.034	267,6	11:58'57.147
15	22.656	34.093	26.276	23.767	1'46.792	272,3	12:00'43.939

23° 25 O. KONIG [1'45.699]							
Lap	Seg1	Seg2	Seg3	Seg4	Lap Time	km/h	Local Time
		35.174	26.617	24.180			11:22'50.915
1	22.759	33.969	26.307	23.897	1'46.932	270,9	11:24'37.847
2	22.680	33.606	26.256	23.763	1'46.305	269,6	11:26'24.152
3	22.701	34.608	26.651	24.023	1'47.983	269,6	11:28'12.135
4	23.718	35.023	27.782	23.930	1'50.453C	268,9	11:30'02.588
5	22.836	33.436	26.052	23.917	1'46.241	272,3	11:31'48.829
6	22.742	33.552	26.056	23.944	1'46.294	270,2	11:33'35.123
7	22.810	33.525	27.379	44.248	2'07.962P	268,9	11:35'43.085
8	8'32.521	34.252	26.819	24.149	9'57.741P		11:45'40.826
9	22.792	33.550	26.123	23.963	1'46.428	267,6	11:47'27.254
10	22.607	33.557	26.020	23.692	1'45.876	268,2	11:49'13.130
11	22.770	34.777	29.641	23.993	1'51.181	270,2	11:51'04.311
12	22.861	33.373	26.057	23.821	1'46.112	269,6	11:52'50.423
13	25.079	33.917	28.778	23.935	1'51.709	263,0	11:54'42.132
14	22.616	33.313	26.210	23.792	1'45.931	271,6	11:56'28.063
15	22.737	33.413	25.962	23.957	1'46.069	272,3	11:58'14.132
16	22.711	33.291	25.957	23.740	1'45.699	267,6	11:59'59.831
17	25.078	1'00.857	27.519		272,9		

24° 77 D. AEGERTER [1'45.713]							
Lap	Seg1	Seg2	Seg3	Seg4	Lap Time	km/h	Local Time
		35.972	27.362	24.077			11:22'32.850
1	23.246	34.393	26.789	23.872	1'48.300	274,3	11:24'21.150
2	22.758	33.837	26.134	23.741	1'46.470	273,6	11:26'07.620
3	22.664	34.287	28.569	23.677	1'49.197C	277,1	11:27'56.817
4	22.774	33.810	26.272	23.547	1'46.403C	277,8	11:29'43.220
5	22.606	33.544	26.079	23.499	1'45.728	277,8	11:31'28.948
6	22.884	34.026	28.514	29.411	1'54.835	277,1	11:33'23.783
7	22.338	33.767	26.177	23.780	1'46.062	278,6	11:35'09.845
8	22.457	35.370	27.187	44.893	2'09.907P	273,6	11:37'19.752
9	10'37.681	42.576	29.105	24.242	12'13.604P		11:49'33.356
10	22.483	33.689	26.385	24.008	1'46.565	272,9	11:51'19.921
11	22.519	33.627	26.164	23.599	1'45.909	270,2	11:53'05.830
12	22.365	33.631	26.135	23.604	1'45.735	274,3	11:54'51.565
13	22.415	33.626	26.154	23.780	1'45.975	275,7	11:56'37.540
14	22.410	33.631	26.094	23.578	1'45.713	273,6	11:58'23.253
15	22.396	33.504	26.223	23.689	1'45.812	274,3	12:00'09.065

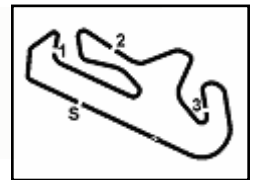
25° 57 A. MAHENDRA [1'45.747]							
Lap	Seg1	Seg2	Seg3	Seg4	Lap Time	km/h	Local Time
		36.852	26.999	25.877			11:22'14.998
1	23.480	38.005	26.859	23.786	1'52.130	266,2	11:24'07.128
2	23.185	34.258	27.415	23.693	1'48.551	266,9	11:25'55.679
3	22.918	33.890	26.669	24.927	1'48.404	266,2	11:27'44.083
4	24.748	34.195	28.408	24.017	1'51.368C	264,3	11:29'35.451
5	22.922	33.741	26.230	23.811	1'46.704	265,6	11:31'22.155
6	22.702	34.033	26.077	23.828	1'46.640	266,2	11:33'08.795
7	22.730	33.641	28.944	23.569	1'48.884	263,7	11:34'57.679
8	22.631	33.818	26.226	44.028	2'06.703P	267,6	11:37'04.382

27/03/2026 P = Pits In/Out - C = Lap Time Cancelled

These data/results cannot be reproduced, stored and/or transmitted in whole or in part by any manner of electronic, mechanical, photocopying, recording, broadcasting or otherwise now known or herein after developed without the previous express consent by the copyright owner, except for reproduction in daily press and regular printed publications on sale to the public within 60 days of the event related to those data/results and always provided that copyright symbol appears together as follows below.

© DORNA WSBK ORGANIZATION Srl 2026





Pirelli Portuguese Round, 27-29 March 2026
Chronological Analysis Free Practice

29° 73 J. CRETARD [1'46.972]							
Lap	Seg.1	Seg.2	Seg.3	Seg.4	Lap Time	km/h	Local Time
1	23.238	34.439	26.709	23.744	1'48.130	264,9	11:23'54.851
2	23.033	34.154	26.469	23.921	1'47.577	268,9	11:25'42.428
3	23.073	34.099	26.553	23.659	1'47.384	268,9	11:27'29.812
4	23.079	34.445	26.849	23.753	1'48.126	264,9	11:29'17.938
5	22.903	33.794	26.445	23.830	1'46.972	266,9	11:31'04.910
6	22.936	33.988	26.461	49.670	2'13.055P	266,2	11:33'17.965
7	14'27.289	35.208	26.483	24.056	15'53.036P		11:49'11.001
8	23.133	33.910	26.341	23.955	1'47.339	264,3	11:50'58.340
9	23.151	33.986	26.323	23.885	1'47.345	263,7	11:52'45.685
10	31.692	37.370	28.922	23.969	2'01.953	263,0	11:54'47.638
11	22.999	33.840	34.507	23.839	1'55.185	268,2	11:56'42.823
12	22.972	33.963	26.591	23.934	1'47.460	270,2	11:58'30.283
13	23.019	34.176	26.447	23.833	1'47.475C	264,3	12:00'17.758

9	22.855	34.016	26.854	23.952	1'47.677	259,2	11:55'00.009
10	22.817	34.556	26.720	24.183	1'48.276	263,7	11:56'48.285
11	26.970	35.326	26.776	23.798	1'52.870	261,1	11:58'41.155
12	22.787	34.252	26.656	24.391	1'48.086C	264,9	12:00'29.241

30° 91 B. JIMENEZ [1'47.226]							
Lap	Seg.1	Seg.2	Seg.3	Seg.4	Lap Time	km/h	Local Time
1	23.874	37.949	28.637	24.957			11:22'19.990
2	23.601	34.989	27.262	24.430	1'50.555	258,6	11:24'10.545
3	23.323	34.287	26.841	24.207	1'48.936	251,4	11:25'59.481
4	23.323	34.124	26.896	24.347	1'48.690C	266,9	11:27'48.171
5	23.145	37.118	31.331	24.956	1'56.550C	272,9	11:29'44.721
6	23.062	33.972	26.837	24.014	1'47.885	269,6	11:31'32.606
7	22.949	33.855	26.631	24.182	1'47.617	270,9	11:33'20.223
8	23.984	36.197	27.363	41.194	2'08.738P	269,6	11:35'28.961
9	8'52.555	35.060	26.789	24.142	10'18.546P		11:45'47.507
10	22.900	33.991	26.602	24.227	1'47.720	267,6	11:47'35.227
11	25.171	36.376	28.481	24.249	1'54.277	272,9	11:49'29.504
12	22.939	37.997	26.659	24.057	1'51.652	270,9	11:51'21.156
13	22.948	33.934	26.787	23.998	1'47.667	265,6	11:53'08.823
14	22.952	33.967	26.416	24.179	1'47.514	270,9	11:54'56.337
15	23.146	36.750	27.795	26.058	1'53.749	259,2	11:56'50.086
16	22.887	33.957	26.270	24.112	1'47.226	270,9	11:58'37.312
17	22.895	34.096	26.556	24.052	1'47.599C	274,3	12:00'24.911

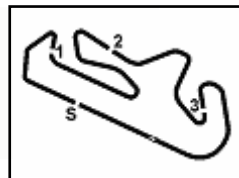
31° 88 A. GIOMBINI [1'47.333]							
Lap	Seg.1	Seg.2	Seg.3	Seg.4	Lap Time	km/h	Local Time
1	23.201	35.612	29.751	23.784			11:22'02.815
2	24.842	34.376	26.930	24.031	1'48.538	267,6	11:23'51.353
3	24.842	40.325	26.422	23.652	1'55.241	264,9	11:25'46.594
4	22.814	33.980	26.817	23.871	1'47.482	270,9	11:27'34.076
5	19'23.593	34.848	26.879	24.533	20'49.853	269,6	11:48'23.929
6	23.403	33.908	26.588	24.303	1'48.202	261,7	11:50'12.131
7	22.788	33.910	26.523	24.164	1'47.385	264,9	11:51'59.516
8	23.926	40.276	28.801	25.025	1'58.028	266,9	11:53'57.544
9	22.734	34.134	26.460	24.273	1'47.601	268,9	11:55'45.145
10	22.831	34.005	26.534	23.963	1'47.333	268,2	11:57'32.478
11	22.684	34.049	26.536	24.091	1'47.360	268,2	11:59'19.838
12	27.101	34.508	26.819	24.587	1'53.015	268,2	12:01'12.853

32° 58 M. JESUS [1'47.677]							
Lap	Seg.1	Seg.2	Seg.3	Seg.4	Lap Time	km/h	Local Time
1	23.899	35.219	28.893	24.781			11:22'01.475
2	23.899	40.307	27.360	42.340	2'13.906P	244,1	11:24'15.381
3	7'48.546	35.526	27.013	24.521	9'15.606P		11:33'30.987
4	23.240	34.454	28.051	24.340	1'50.085	259,2	11:35'21.072
5	23.229	34.208	26.976	24.072	1'48.485	263,7	11:37'09.557
6	23.368	34.553	27.160	24.062	1'49.143	261,1	11:38'58.700
7	23.057	34.044	30.068	43.614	2'10.783P	264,3	11:41'09.483
8	8'48.747	34.846	27.193	24.010	10'14.796P		11:51'24.279
9	22.917	34.353	26.750	24.033	1'48.053	264,3	11:53'12.332

27/03/2026 P = Pits In/Out - C = Lap Time Cancelled

These data/results cannot be reproduced, stored and/or transmitted in whole or in part by any manner of electronic, mechanical, photocopying, recording, broadcasting or otherwise now known or herein after developed without the previous express consent by the copyright owner, except for reproduction in daily press and regular printed publications on sale to the public within 60 days of the event related to those data/results and always provided that copyright symbol appears together as follows below.

© DORNA WSBK ORGANIZATION Srl 2026



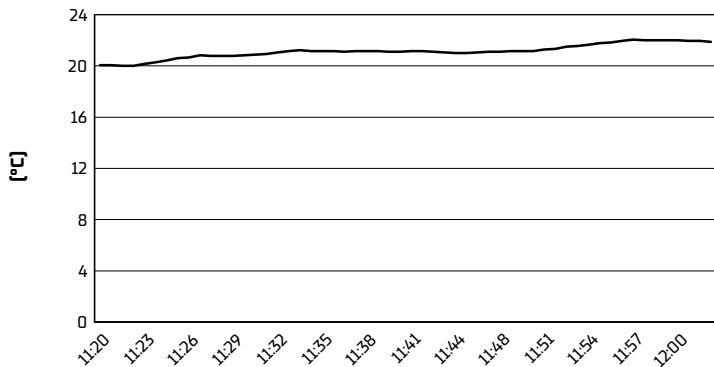
Portimao 4.592 m

Pirelli Portuguese Round, 27-29 March 2026

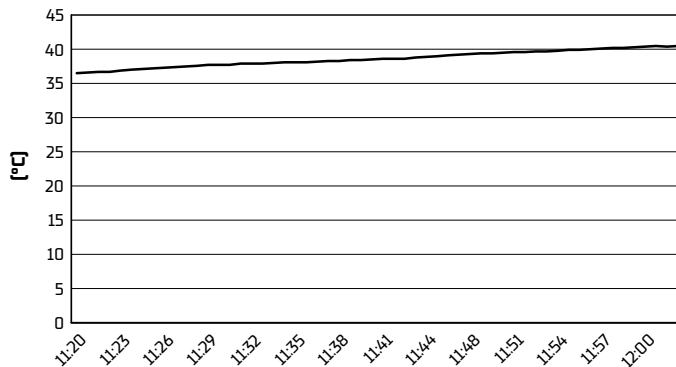
Weather Report Free Practice

Session started 11:20 - Session ended 12:02

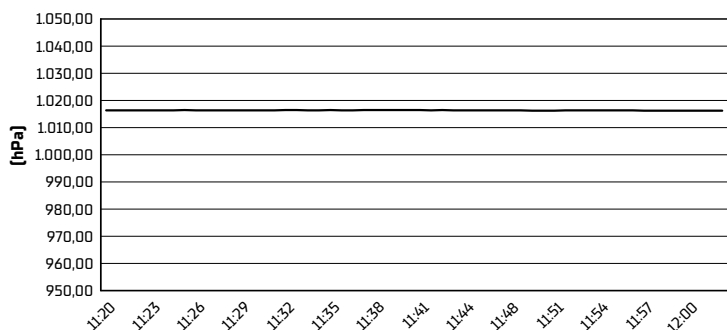
Air Temperature



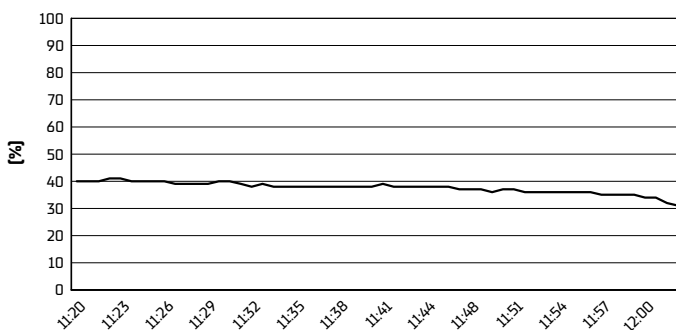
Track Temperature



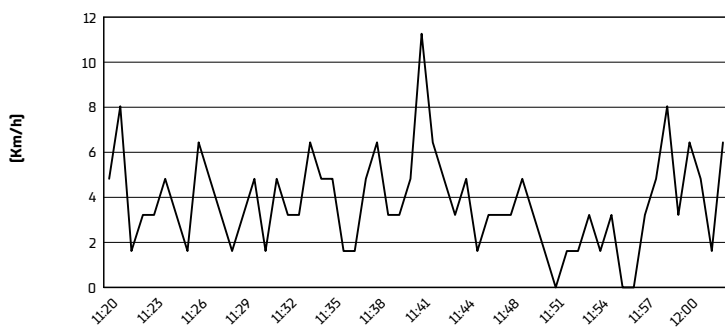
Air Pressure



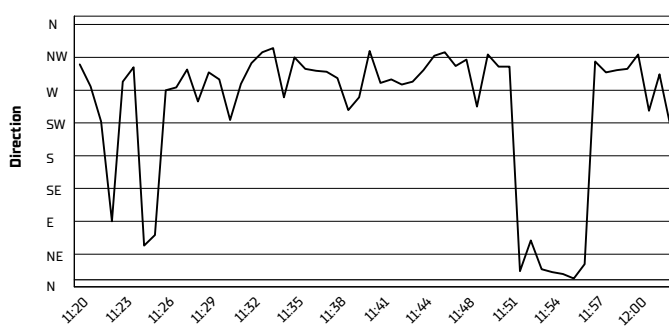
Humidity



Wind Speed



Wind Direction



27/03/2026

These data/results cannot be reproduced, stored and/or transmitted in whole or in part by any manner of electronic, mechanical, photocopying, recording, broadcasting or otherwise now known or herein after developed without the previous express consent by the copyright owner, except for reproduction in daily press and regular printed publications on sale to the public within 60 days of the event related to those data/results and always provided that copyright symbol appears together as follows below.

© DORNA WSBK ORGANIZATION Srl 2026