

Pirelli Portuguese Round, 27-29 March 2026
Results Warm Up 1

No.	Rider	Nat	Team	Bike	Class	Time	Gap	Rel.	Laps	Speed	
										Avg	Max
1	53 V. DEBISE	FRA	ZXMOTO Factory Evan Bros Racing	ZXMOTO 820RR		1'43.478			5	159,756	278,6
2	37 R. GARCIA	ESP	GMT94 Yamaha	Yamaha YZF-R9		1'43.856	0.378	0.378	5	159,174	283,7
3	65 P. DETTL	GER	Feel Racing WorldSSP Team	Ducati Panigale V2		1'43.868	0.390	0.012	5	159,156	286,7
4	52 J. ALCOBA	ESP	Kawasaki WorldSSP Team	Kawasaki ZX-6R 636		1'43.871	0.393	0.003	5	159,151	275,7
5	5 J. MASIA	ESP	Orelac Racing Verdnavatura	Ducati Panigale V2		1'43.920	0.442	0.049	5	159,076	285,2
6	94 L. MAHIAS	FRA	GMT94 Yamaha	Yamaha YZF-R9		1'43.939	0.461	0.019	5	159,047	275,7
7	61 C. ONCU	TUR	Pata Yamaha Ten Kate Racing	Yamaha YZF-R9		1'43.947	0.469	0.008	2	159,035	273,6
8	6 C. PEROLARI	FRA	Honda Racing World Supersport	Honda CBR600RR	*	1'43.968	0.490	0.021	5	159,003	277,1
9	11 M. FERRARI	ITA	WRP Racing	Ducati Panigale V2		1'44.156	0.678	0.188	5	158,716	284,4
10	40 M. CASADEI	ITA	D34G WorldSSP Racing Team	Ducati Panigale V2		1'44.247	0.769	0.091	5	158,577	281,5
11	64 F. CARICASULO	ITA	ZXMOTO Factory Evan Bros Racing	ZXMOTO 820RR		1'44.359	0.881	0.112	5	158,407	279,3
12	69 T. BOOTH-AMOS	GBR	PTR Triumph Factory Racing	Triumph Street Triple 765 RS		1'44.594	1.116	0.235	5	158,051	277,8
13	7 F. FARIOLI	ITA	VFT Racing Yamaha	Yamaha YZF-R9		1'44.640	1.162	0.046	5	157,982	277,1
14	43 S. JESPERSEN	DEN	EAB Racing Team	Ducati Panigale V2		1'44.684	1.206	0.044	5	157,915	282,9
15	70 J. WHATLEY	GBR	Orelac Racing Verdnavatura	Ducati Panigale V2		1'44.707	1.229	0.023	5	157,881	280,7
16	20 X. CARDELUS	AND	Cerba Yamaha Racing Team	Yamaha YZF-R9		1'44.713	1.235	0.006	5	157,872	272,3
17	16 A. ZACCONE	ITA	Ecosantagata Althea Racing Team	Ducati Panigale V2		1'44.768	1.290	0.055	5	157,789	284,4
18	57 A. MAHENDRA	INA	AS BLU CRU Racing Team	Yamaha YZF-R9		1'44.784	1.306	0.016	4	157,765	272,3
19	50 O. VOSTATEK	CZE	Compos Racing Team	Triumph Street Triple 765 RS		1'44.830	1.352	0.046	5	157,695	281,5
20	19 A. KOFLER	AUT	Motorsport Kofler	Yamaha YZF-R9	*	1'45.064	1.586	0.234	5	157,344	277,1
21	32 O. BAYLISS	AUS	PTR Triumph Factory Racing	Triumph Street Triple 765 RS		1'45.099	1.621	0.035	5	157,292	277,8
22	77 D. AEGERTER	SUI	Kawasaki WorldSSP Team	Kawasaki ZX-6R 636		1'45.130	1.652	0.031	5	157,245	280,7
23	25 O. KONIG	CZE	Compos Racing Team	Triumph Street Triple 765 RS		1'45.192	1.714	0.062	5	157,153	275,7
24	10 L. TACCINI	ITA	Ecosantagata Althea Racing Team	Ducati Panigale V2		1'45.301	1.823	0.109	5	156,990	277,8
25	31 Y. OKAMOTO	JPN	Pata Yamaha Ten Kate Racing	Yamaha YZF-R9		1'45.307	1.829	0.006	5	156,981	279,3
26	91 B. JIMENEZ	ESP	WRP Racing	Ducati Panigale V2		1'45.595	2.117	0.288	5	156,553	277,8
27	54 R. ROSSI	ITA	Renzi Corse	Ducati Panigale V2		1'45.840	2.362	0.245	5	156,190	281,5
28	22 A. CARRASCO	ESP	Honda Racing World Supersport	Honda CBR600RR	*	1'46.316	2.838	0.476	5	155,491	275,7
29	88 A. GIOMBINI	ITA	Motozoo by Madforce Dubai	MV Agusta F3 800 RR		1'46.772	3.294	0.456	5	154,827	277,1
30	58 M. JESUS	POR	Rosa Competicion/MCL	Honda CBR600RR		1'47.010	3.532	0.238	5	154,483	269,6
31	73 J. CRETARO	ITA	Flembbo by Racing Development	MV Agusta F3 800 RR		1'47.563	4.085	0.553	2	153,689	275,7
----- Out 105% in this Session -----											
32	75 A. ARENAS	ESP	AS BLU CRU Racing Team	Yamaha YZF-R9					0		

Qualifying Lap Time (105% of 1'43.478): 1'48.652

* WorldSSP Challenge

AIR	Humidity:	64%	Temp:	18°C
TRACK	Condition:	Dry	Temp:	31°C

Records	Pole	[SP]	2026	C.Oncu	1'42.670	161,010	Km/h
	Race	[RC2]	2025	C.Oncu	1'42.909	160,640	Km/h
	All Times	[WUP2]	2025	C.Oncu	1'42.643	161,060	Km/h

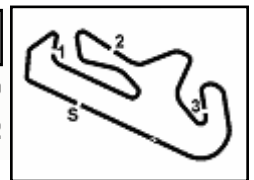
Start 28/03/2026 10:15
End 10:26

The results are provisional until the end of the time limit for protests and appeals and the completion of the technical checks.

Clerk Of The Course: **Beatriz Aguas**
Publication Time: **10:31**

These data/results cannot be reproduced, stored and/or transmitted in whole or in part by any manner of electronic, mechanical, photocopying, recording, broadcasting or otherwise now known or herein after developed without the previous express consent by the copyright owner, except for reproduction in daily press and regular printed publications on sale to the public within 60 days of the event related to those data/results and always provided that copyright symbol appears together as follows below.

© DORNA WSBK ORGANIZATION Srl 2026



Pirelli Portuguese Round, 27-29 March 2026
Results Warm Up 1

Session Highlights

Local Time	No. Rider	Description
10.15.00		Start of Session
10.16.10		Yellow Flag Out - Turn 3
10.16.21		Yellow Flag Out - Turn 2
10.16.22		Yellow Flag In - Turn 3
10.16.22		Riders Under Yellow Flag at Turn 3: #94
10.16.24	75 A. ARENAS	#75 Technical Problem - Turn 2
10.16.25		Yellow Flag In - Turn 2
10.16.27		Yellow Flag Out - Turn 2
10.16.33		Yellow Flag In - Turn 2
10.17.28	61 C. ONCU	#61 Must immediately leave the track - Technical Problem
10.20.23		Double Yellow Flag Out - Turn 13
10.20.31	73 J. CRETARO	#73 Crashed - Turn 13
10.20.31		Yellow Flag Out - Turn 12
10.20.33		Yellow Flag In - Turn 12
10.20.54		Yellow Flag In - Turn 13
10.20.54		Riders Under Yellow Flag at Turn 13: #69 #57 #94 #73 #52
10.23.03	58 M. JESUS	#58 On Asphalt - Rejoined - Turn 5
10.25.01		Yellow Flag Out - Turn 3
10.25.12	57 A. MAHENDRA	#57 Crashed - Turn 3
10.26.56		End of Session

Fastest Laps Sequence

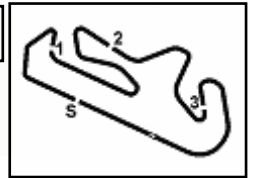
No.	Rider	Nat	Team	Bike	Local Time	Time	Gap	Avg
20	X. CARDELUS	AND	Cerba Yamaha Racing Team	Yamaha YZF-R9	10:18'46.180	1'45.234		157,090
53	V. DEBISE	FRA	ZXMOTO Factory Evan Bros Racing	ZXMOTO 820RR	10:18'50.993	1'44.173	-1.061	158,690
53	V. DEBISE	FRA	ZXMOTO Factory Evan Bros Racing	ZXMOTO 820RR	10:20'34.609	1'43.616	-0.557	159,543
53	V. DEBISE	FRA	ZXMOTO Factory Evan Bros Racing	ZXMOTO 820RR	10:22'18.087	1'43.478	-0.138	159,756

28/03/2026 Start 10:15 End 10:26 The results are provisional until the end of the time limit for protests and appeals and the completion of the technical checks.

Clerk Of The Course: **Beatriz Aguas**
Publication Time: **10:31**

These data/results cannot be reproduced, stored and/or transmitted in whole or in part by any manner of electronic, mechanical, photocopying, recording, broadcasting or otherwise now known or herein after developed without the previous express consent by the copyright owner, except for reproduction in daily press and regular printed publications on sale to the public within 60 days of the event related to those data/results and always provided that copyright symbol appears together as follows below.

© DORNA WSBK ORGANIZATION Srl 2026



Portimao 4.592 m

Pirelli Portuguese Round, 27-29 March 2026
Best Sectors & Speed Warm Up 1

BEST LAP				
1	53	V. DEBISE	ZXMOTO 820RR	1'43.478
2	37	R. GARCIA	Yamaha YZF-R9	1'43.856
3	65	P. OETTL	Ducati Panigale V2	1'43.868
4	52	J. ALCOBA	Kawasaki ZX-6R 636	1'43.871
5	5	J. MASIA	Ducati Panigale V2	1'43.920
6	94	L. MAHIAS	Yamaha YZF-R9	1'43.939
7	61	C. ONCU	Yamaha YZF-R9	1'43.947
8	6	C. PEROLARI	Honda CBR600RR	1'43.968
9	11	M. FERRARI	Ducati Panigale V2	1'44.156
10	40	M. CASADEI	Ducati Panigale V2	1'44.247
11	64	F. CARICASULO	ZXMOTO 820RR	1'44.359
12	69	T. BOOTH-AMOS	Triumph Street Triple 765 RS	1'44.594
13	7	F. FARIOLI	Yamaha YZF-R9	1'44.640
14	43	S. JESPERSEN	Ducati Panigale V2	1'44.684
15	70	J. WHATLEY	Ducati Panigale V2	1'44.707
16	20	X. CARDELUS	Yamaha YZF-R9	1'44.713
17	16	A. ZACCONE	Ducati Panigale V2	1'44.768
18	57	A. MAHENDRA	Yamaha YZF-R9	1'44.784
19	50	D. VOSTATEK	Triumph Street Triple 765 RS	1'44.830
20	19	A. KOFLER	Yamaha YZF-R9	1'45.064
21	32	D. BAYLISS	Triumph Street Triple 765 RS	1'45.099
22	77	D. AEGERTER	Kawasaki ZX-6R 636	1'45.130
23	25	D. KONIG	Triumph Street Triple 765 RS	1'45.192
24	10	L. TACCINI	Ducati Panigale V2	1'45.301
25	31	Y. OKAMOTO	Yamaha YZF-R9	1'45.307
26	91	B. JIMENEZ	Ducati Panigale V2	1'45.595
27	54	R. ROSSI	Ducati Panigale V2	1'45.840
28	22	A. CARRASCO	Honda CBR600RR	1'46.316
29	88	A. GIOMBINI	MV Agusta F3 800 RR	1'46.772
30	58	M. JESUS	Honda CBR600RR	1'47.010
31	73	J. CRETARO	MV Agusta F3 800 RR	1'47.563
32	75	A. ARENAS	Yamaha YZF-R9	

SPEED				
1	65	P. OETTL	Ducati Panigale V2	286,7
2	5	J. MASIA	Ducati Panigale V2	285,2
3	16	A. ZACCONE	Ducati Panigale V2	284,4
4	11	M. FERRARI	Ducati Panigale V2	284,4
5	37	R. GARCIA	Yamaha YZF-R9	283,7
6	43	S. JESPERSEN	Ducati Panigale V2	282,9
7	50	D. VOSTATEK	Triumph Street Triple 765 RS	281,5
8	54	R. ROSSI	Ducati Panigale V2	281,5
9	40	M. CASADEI	Ducati Panigale V2	281,5
10	77	D. AEGERTER	Kawasaki ZX-6R 636	280,7
11	70	J. WHATLEY	Ducati Panigale V2	280,7
12	64	F. CARICASULO	ZXMOTO 820RR	279,3
13	31	Y. OKAMOTO	Yamaha YZF-R9	279,3
14	53	V. DEBISE	ZXMOTO 820RR	278,6
15	91	B. JIMENEZ	Ducati Panigale V2	277,8
16	69	T. BOOTH-AMOS	Triumph Street Triple 765 RS	277,8
17	32	D. BAYLISS	Triumph Street Triple 765 RS	277,8
18	10	L. TACCINI	Ducati Panigale V2	277,8
19	19	A. KOFLER	Yamaha YZF-R9	277,1
20	88	A. GIOMBINI	MV Agusta F3 800 RR	277,1
21	6	C. PEROLARI	Honda CBR600RR	277,1
22	7	F. FARIOLI	Yamaha YZF-R9	277,1
23	22	A. CARRASCO	Honda CBR600RR	275,7
24	52	J. ALCOBA	Kawasaki ZX-6R 636	275,7
25	94	L. MAHIAS	Yamaha YZF-R9	275,7
26	73	J. CRETARO	MV Agusta F3 800 RR	275,7
27	25	D. KONIG	Triumph Street Triple 765 RS	275,7
28	61	C. ONCU	Yamaha YZF-R9	273,6
29	57	A. MAHENDRA	Yamaha YZF-R9	272,3
30	20	X. CARDELUS	Yamaha YZF-R9	272,3
31	58	M. JESUS	Honda CBR600RR	269,6

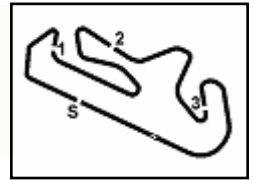
SEG. 1			SEG. 2			SEG. 3			SEG. 4						
1	53	V. DEBISE	21.966	1	53	V. DEBISE	32.858	1	37	R. GARCIA	25.376	1	61	C. ONCU	23.009
2	5	J. MASIA	22.047	2	65	P. OETTL	32.880	2	53	V. DEBISE	25.449	2	37	R. GARCIA	23.068
3	52	J. ALCOBA	22.079	3	6	C. PEROLARI	32.942	3	61	C. ONCU	25.475	3	94	L. MAHIAS	23.079
4	65	P. OETTL	22.103	4	37	R. GARCIA	32.947	4	5	J. MASIA	25.529	4	53	V. DEBISE	23.088
5	37	R. GARCIA	22.123	5	11	M. FERRARI	32.950	5	52	J. ALCOBA	25.556	5	64	F. CARICASULO	23.114
6	40	M. CASADEI	22.135	6	94	L. MAHIAS	32.950	6	6	C. PEROLARI	25.561	6	16	A. ZACCONE	23.120
7	64	F. CARICASULO	22.166	7	52	J. ALCOBA	32.960	7	70	J. WHATLEY	25.621	7	11	M. FERRARI	23.128
8	6	C. PEROLARI	22.168	8	5	J. MASIA	33.018	8	16	A. ZACCONE	25.630	8	6	C. PEROLARI	23.169
9	7	F. FARIOLI	22.196	9	40	M. CASADEI	33.027	9	40	M. CASADEI	25.633	9	65	P. OETTL	23.223
10	11	M. FERRARI	22.209	10	43	S. JESPERSEN	33.053	10	64	F. CARICASULO	25.648	10	52	J. ALCOBA	23.233
11	94	L. MAHIAS	22.221	11	64	F. CARICASULO	33.093	11	11	M. FERRARI	25.655	11	40	M. CASADEI	23.249
12	43	S. JESPERSEN	22.230	12	50	D. VOSTATEK	33.110	12	65	P. OETTL	25.662	12	7	F. FARIOLI	23.276
13	16	A. ZACCONE	22.256	13	61	C. ONCU	33.110	13	94	L. MAHIAS	25.689	13	32	D. BAYLISS	23.284
14	50	D. VOSTATEK	22.280	14	70	J. WHATLEY	33.171	14	69	T. BOOTH-AMOS	25.705	14	31	Y. OKAMOTO	23.284
15	77	D. AEGERTER	22.291	15	57	A. MAHENDRA	33.176	15	50	D. VOSTATEK	25.724	15	5	J. MASIA	23.287
16	20	X. CARDELUS	22.315	16	32	D. BAYLISS	33.180	16	7	F. FARIOLI	25.803	16	19	A. KOFLER	23.288
17	69	T. BOOTH-AMOS	22.321	17	20	X. CARDELUS	33.186	17	25	D. KONIG	25.816	17	50	D. VOSTATEK	23.305
18	70	J. WHATLEY	22.340	18	69	T. BOOTH-AMOS	33.191	18	20	X. CARDELUS	25.822	18	20	X. CARDELUS	23.352
19	61	C. ONCU	22.353	19	19	A. KOFLER	33.197	19	43	S. JESPERSEN	25.837	19	57	A. MAHENDRA	23.376
20	32	D. BAYLISS	22.371	20	16	A. ZACCONE	33.201	20	57	A. MAHENDRA	25.844	20	69	T. BOOTH-AMOS	23.377
21	31	Y. OKAMOTO	22.383	21	25	D. KONIG	33.260	21	32	D. BAYLISS	25.882	21	43	S. JESPERSEN	23.415
22	57	A. MAHENDRA	22.388	22	7	F. FARIOLI	33.275	22	77	D. AEGERTER	25.903	22	77	D. AEGERTER	23.458
23	91	B. JIMENEZ	22.415	23	10	L. TACCINI	33.316	23	31	Y. OKAMOTO	25.946	23	10	L. TACCINI	23.466
24	54	R. ROSSI	22.445	24	91	B. JIMENEZ	33.381	24	10	L. TACCINI	25.979	24	22	A. CARRASCO	23.482
25	19	A. KOFLER	22.454	25	77	D. AEGERTER	33.397	25	19	A. KOFLER	25.997	25	70	J. WHATLEY	23.518
26	25	D. KONIG	22.456	26	31	Y. OKAMOTO	33.435	26	91	B. JIMENEZ	26.115	26	88	A. GIOMBINI	23.525
27	10	L. TACCINI	22.479	27	54	R. ROSSI	33.513	27	54	R. ROSSI	26.234	27	91	B. JIMENEZ	23.548
28	58	M. JESUS	22.496	28	73	J. CRETARO	33.664	28	22	A. CARRASCO	26.304	28	25	D. KONIG	23.607
29	22	A. CARRASCO	22.569	29	22	A. CARRASCO	33.710	29	58	M. JESUS	26.331	29	54	R. ROSSI	23.630
30	88	A. GIOMBINI	22.590	30	88	A. GIOMBINI	33.721	30	73	J. CRETARO	26.391	30	58	M. JESUS	23.689
31	73	J. CRETARO	22.732	31	58	M. JESUS	33.850	31	88	A. GIOMBINI	26.410	31	73	J. CRETARO	23.959

28/03/2026

These data/results cannot be reproduced, stored and/or transmitted in whole or in part by any manner of electronic, mechanical, photocopying, recording, broadcasting or otherwise now known or herein after developed without the previous express consent by the copyright owner, except for reproduction in daily press and regular printed publications on sale to the public within 60 days of the event related to those data/results and always provided that copyright symbol appears together as follows below.

© DORNA WSBK ORGANIZATION Srl 2026





Portimao 4.592 m

Pirelli Portuguese Round, 27-29 March 2026
Ideal Times Warm Up 1

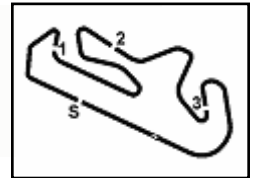
No.	Rider	Nat	Bike	Seg. 1	Seg. 2	Seg. 3	Seg. 4	Ideal Time		
				Diff. 1	Diff. 2	Diff. 3	Diff. 4	Best Lap	Pos.	Diff.
1	53 V. DEBISE	FRA	ZXMOTO 820RR	21.966 +0.061	32.858	25.449	23.088 +0.056	1'43.361 1'43.478	1	0.117
2	37 R. GARCIA	ESP	Yamaha YZF-R9	22.123 +0.031	32.947	25.376 +0.095	23.068 +0.216	1'43.514 1'43.856	2	0.342
3	52 J. ALCOBA	ESP	Kawasaki ZX-6R 636	22.079	32.960	25.556	23.233 +0.043	1'43.828 1'43.871	4	0.043
4	6 C. PEROLARI	FRA	Honda CBR600RR	22.168 +0.051	32.942 +0.077	25.561	23.169	1'43.840 1'43.968	8	0.128
5	65 P. OETTL	GER	Ducati Panigale V2	22.103	32.880	25.662	23.223	1'43.868 1'43.868	3	
6	5 J. MASIA	ESP	Ducati Panigale V2	22.047 +0.008	33.018 +0.031	25.529	23.287	1'43.881 1'43.920	5	0.039
7	94 L. MAHIAS	FRA	Yamaha YZF-R9	22.221	32.950	25.689	23.079	1'43.939 1'43.939	6	
8	11 M. FERRARI	ITA	Ducati Panigale V2	22.209 +0.007	32.950	25.655 +0.207	23.128	1'43.942 1'44.156	9	0.214
9	61 C. ONCU	TUR	Yamaha YZF-R9	22.353	33.110	25.475	23.009	1'43.947 1'43.947	7	
10	64 F. CARICASULO	ITA	ZXMOTO 820RR	22.166	33.093	25.648 +0.116	23.114 +0.222	1'44.021 1'44.359	11	0.338
11	40 M. CASADEI	ITA	Ducati Panigale V2	22.135	33.027	25.633 +0.203	23.249	1'44.044 1'44.247	10	0.203
12	16 A. ZACCONE	ITA	Ducati Panigale V2	22.256 +0.019	33.201	25.630 +0.542	23.120	1'44.207 1'44.768	17	0.561
13	50 D. VOSTATEK	CZE	Triumph Street Triple 765 RS	22.280	33.110 +0.147	25.724 +0.264	23.305	1'44.419 1'44.830	19	0.411
14	43 S. JESPERSEN	DEN	Ducati Panigale V2	22.230	33.053 +0.085	25.837 +0.028	23.415 +0.036	1'44.535 1'44.684	14	0.149
15	7 F. FARIOLI	ITA	Yamaha YZF-R9	22.196	33.275	25.803	23.276 +0.090	1'44.550 1'44.640	13	0.090
16	69 T. BOOTH-AMOS	GBR	Triumph Street Triple 765 RS	22.321	33.191	25.705	23.377	1'44.594 1'44.594	12	
17	70 J. WHATLEY	GBR	Ducati Panigale V2	22.340	33.171 +0.014	25.621 +0.043	23.518	1'44.650 1'44.707	15	0.057
18	20 X. CARDELUS	AND	Yamaha YZF-R9	22.315	33.186	25.822	23.352 +0.038	1'44.675 1'44.713	16	0.038
19	32 D. BAYLISS	AUS	Triumph Street Triple 765 RS	22.371 +0.062	33.180	25.882	23.284 +0.320	1'44.717 1'45.099	21	0.382
20	57 A. MAHENDRA	INA	Yamaha YZF-R9	22.388	33.176	25.844	23.376	1'44.784 1'44.784	18	
21	19 A. KOFLER	AUT	Yamaha YZF-R9	22.454 +0.083	33.197	25.997	23.288 +0.045	1'44.936 1'45.064	20	0.128
22	31 Y. OKAMOTO	JPN	Yamaha YZF-R9	22.383 +0.254	33.435 +0.005	25.946	23.284	1'45.048 1'45.307	25	0.259
23	77 D. AEGERTER	SUI	Kawasaki ZX-6R 636	22.291	33.397	25.903 +0.081	23.458	1'45.049 1'45.130	22	0.081
24	25 D. KONIG	CZE	Triumph Street Triple 765 RS	22.456	33.260 +0.053	25.816	23.607	1'45.139 1'45.192	23	0.053
25	10 L. TACCINI	ITA	Ducati Panigale V2	22.479 +0.061	33.316	25.979	23.466	1'45.240 1'45.301	24	0.061
26	91 B. JIMENEZ	ESP	Ducati Panigale V2	22.415	33.381	26.115	23.548 +0.136	1'45.459 1'45.595	26	0.136
27	54 R. ROSSI	ITA	Ducati Panigale V2	22.445	33.513	26.234	23.630 +0.018	1'45.822 1'45.840	27	0.018
28	22 A. CARRASCO	ESP	Honda CBR600RR	22.569 +0.251	33.710	26.304	23.482	1'46.065 1'46.316	28	0.251
29	88 A. GIOMBINI	ITA	MV Agusta F3 800 RR	22.590	33.721 +0.369	26.410	23.525 +0.157	1'46.246 1'46.772	29	0.526
30	58 M. JESUS	POR	Honda CBR600RR	22.496 +0.349	33.850	26.331 +0.295	23.689	1'46.366 1'47.010	30	0.644
31	73 J. CRETARO	ITA	MV Agusta F3 800 RR	22.732 +0.282	33.664 +0.493	26.391	23.959 +0.042	1'46.746 1'47.563	31	0.817
	75 A. ARENAS	ESP	Yamaha YZF-R9							
Overall Ideal Time				21.966	32.858	25.376	23.009	1'43.209		

28/03/2026

These data/results cannot be reproduced, stored and/or transmitted in whole or in part by any manner of electronic, mechanical, photocopying, recording, broadcasting or otherwise now known or herein after developed without the previous express consent by the copyright owner, except for reproduction in daily press and regular printed publications on sale to the public within 60 days of the event related to those data/results and always provided that copyright symbol appears together as follows below.

© DORNA WSBK ORGANIZATION Srl 2026

FIGR PERUGIA TIMING

Pirelli Portuguese Round, 27-29 March 2026
Chronological Analysis Warm Up 1

1° 53 V. DEBISE [1'43.478]								8° 6 C. PERLARI [1'43.968]							
Lap	Seg1	Seg2	Seg3	Seg4	Lap Time	km/h	Local Time	Lap	Seg1	Seg2	Seg3	Seg4	Lap Time	km/h	Local Time
1	22.245	33.163	27.258	23.307	1'44.173	278,6	10:17'06.820	1	22.408	34.962	27.011	23.449	1'44.848	272,9	10:17'06.494
2	22.108	32.934	25.486	23.088	1'43.616	274,3	10:20'34.609	2	22.219	33.019	25.711	23.187	1'43.968	275,0	10:18'51.342
3	22.027	32.858	25.449	23.144	1'43.478	275,0	10:22'18.087	3	22.168	32.942	25.694	23.250	1'44.054	277,1	10:22'19.364
4	21.966	33.060	25.468	23.271	1'43.765	275,7	10:24'01.852	4	22.285	33.177	26.155	23.779	1'45.396	276,4	10:24'04.760
5	22.042	32.975	25.573	23.215	1'43.805	274,3	10:25'45.657	5	22.183	33.038	25.677	23.203	1'44.101	273,6	10:25'48.861

2° 37 R. GARCIA [1'43.856]								9° 11 M. FERRARI [1'44.156]							
Lap	Seg1	Seg2	Seg3	Seg4	Lap Time	km/h	Local Time	Lap	Seg1	Seg2	Seg3	Seg4	Lap Time	km/h	Local Time
1	22.366	33.395	25.518	23.068	1'44.347	283,7	10:18'51.863	1	22.506	33.212	25.946	23.378	1'45.042	275,7	10:19'02.897
2	22.292	33.056	25.376	23.170	1'43.894	282,9	10:20'35.757	2	22.326	33.029	29.574	26.506	1'51.435	280,7	10:20'54.332
3	22.154	32.947	25.471	23.284	1'43.856	271,6	10:22'19.613	3	22.209	33.604	25.655	23.247	1'44.715	282,9	10:22'39.047
4	22.187	33.163	25.944	23.550	1'44.844	270,2	10:24'04.457	4	22.216	32.950	25.862	23.128	1'44.156	282,9	10:24'23.203
5	22.123	33.047	25.483	23.363	1'44.016	273,6	10:25'48.473	5	22.349	33.340	26.003	23.387	1'45.079	284,4	10:26'08.282

3° 65 P. OETTL [1'43.868]								10° 40 M. CASADEI [1'44.247]							
Lap	Seg1	Seg2	Seg3	Seg4	Lap Time	km/h	Local Time	Lap	Seg1	Seg2	Seg3	Seg4	Lap Time	km/h	Local Time
1	22.301	33.790	25.954	23.476	1'44.562	280,0	10:17'17.124	1	22.359	34.012	26.165	23.427	1'44.815	275,0	10:19'08.545
2	22.157	32.953	25.927	23.763	1'52.170	282,9	10:20'53.856	2	22.350	33.087	25.633	23.260	1'44.330	275,0	10:20'52.875
3	22.230	34.321	25.867	23.643	1'46.061	285,9	10:22'39.917	3	22.265	33.107	27.030	23.345	1'45.747	280,0	10:22'38.622
4	22.103	32.880	25.662	23.223	1'43.868	284,4	10:24'23.785	4	22.135	33.027	25.836	23.249	1'44.247	279,3	10:24'22.869
5	22.169	33.207	26.146	23.422	1'44.944	286,7	10:26'08.729	5	22.237	33.433	25.947	23.501	1'45.118	281,5	10:26'07.987

4° 52 J. ALCOBA [1'43.871]								11° 64 F. CARICASULO [1'44.359]							
Lap	Seg1	Seg2	Seg3	Seg4	Lap Time	km/h	Local Time	Lap	Seg1	Seg2	Seg3	Seg4	Lap Time	km/h	Local Time
1	22.299	34.437	26.080	23.383	1'44.583	272,3	10:17'53.979	1	22.453	34.834	27.250	23.414	1'44.551	277,1	10:18'51.759
2	22.230	33.076	25.982	23.501	1'44.789C	273,6	10:21'23.351	2	23.322	33.163	25.761	23.134	1'45.380	279,3	10:20'37.139
3	22.161	33.059	25.602	23.233	1'44.055	274,3	10:23'07.406	3	22.238	33.114	25.908	23.289	1'44.549	275,0	10:22'21.688
4	22.079	32.960	25.556	23.276	1'43.871	274,3	10:24'51.277	4	22.166	33.093	25.764	23.336	1'44.359	274,3	10:24'06.047
5	22.659	33.189	25.713	23.293	1'44.854	275,7	10:26'36.131	5	22.211	33.135	25.863	23.321	1'44.530	275,7	10:25'50.577

5° 5 J. MASIA [1'43.920]								12° 69 T. BOOTH-AMOS [1'44.594]							
Lap	Seg1	Seg2	Seg3	Seg4	Lap Time	km/h	Local Time	Lap	Seg1	Seg2	Seg3	Seg4	Lap Time	km/h	Local Time
1	22.454	34.533	26.451	23.628	1'44.968	280,7	10:17'22.329	1	22.674	35.033	27.624	23.746	1'45.970	275,7	10:19'24.614
2	22.169	33.315	25.796	23.403	1'44.674	279,3	10:19'07.297	2	22.505	33.659	26.069	23.568	1'46.573C	276,4	10:21'11.187
3	26.135	34.282	25.839	23.419	1'49.675	279,3	10:22'41.346	3	22.355	33.308	25.887	23.457	1'45.007	276,4	10:22'56.194
4	22.055	33.049	25.529	23.287	1'43.920	285,2	10:24'25.266	4	22.355	33.232	25.782	23.518	1'44.887	276,4	10:24'41.081
5	22.047	33.018	30.603	23.609	1'49.277	284,4	10:26'14.543	5	22.321	33.191	25.705	23.377	1'44.594	277,8	10:26'25.675

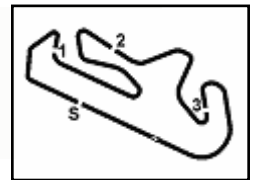
6° 94 L. MAHIAS [1'43.939]								13° 7 F. FARIOLI [1'44.640]							
Lap	Seg1	Seg2	Seg3	Seg4	Lap Time	km/h	Local Time	Lap	Seg1	Seg2	Seg3	Seg4	Lap Time	km/h	Local Time
1	22.415	34.816	26.435	23.583	C		10:17'45.098	1	22.633	34.227	26.871	24.839	1'45.617	272,9	10:17'10.229
2	25.274	33.436	26.007	23.135	1'44.993	272,9	10:19'30.091	2	22.258	33.693	25.878	23.413	1'45.617	272,9	10:18'55.846
3	22.225	33.644	26.043	23.386	1'48.347C	275,7	10:21'18.438	3	22.362	33.408	25.807	23.276	1'44.749	274,3	10:20'40.595
4	22.221	32.961	25.730	23.093	1'44.009	275,0	10:23'02.447	4	22.241	33.458	26.040	29.707	1'51.567	277,1	10:22'32.162
5	22.285	32.950	25.689	23.079	1'43.939	272,9	10:24'46.386	5	22.219	33.340	32.837	23.915	1'52.333	273,6	10:24'24.495
		33.059	25.887	23.253	1'44.484	275,7	10:26'30.870		22.196	33.275	25.803	23.366	1'44.640	275,0	10:26'09.135

7° 61 C. ONCU [1'43.947]								14° 43 S. JESPERSEN [1'44.684]							
Lap	Seg1	Seg2	Seg3	Seg4	Lap Time	km/h	Local Time	Lap	Seg1	Seg2	Seg3	Seg4	Lap Time	km/h	Local Time
1	22.585	34.048	26.819	23.855			10:17'08.294	1	22.468	35.325	26.560	25.544	1'45.602	280,7	10:18'59.358
2	22.353	34.135	26.144	23.288	6'12.393		10:23'20.687	2	22.330	33.335	25.996	23.803	1'45.342	282,9	10:20'44.700
		33.110	25.475	23.009	1'43.947	266,9	10:25'04.634	3	27.223	30.619	25.986	23.415	1'57.143	282,9	10:22'41.843
								4	22.230	33.138	25.865	23.451	1'44.684	282,9	10:24'26.527
								5	22.295	33.053	25.837	23.515	1'44.700	280,7	10:26'11.227

28/03/2026 P = Pits In/Out - C = Lap Time Cancelled

These data/results cannot be reproduced, stored and/or transmitted in whole or in part by any manner of electronic, mechanical, photocopying, recording, broadcasting or otherwise now known or herein after developed without the previous express consent by the copyright owner, except for reproduction in daily press and regular printed publications on sale to the public within 60 days of the event related to those data/results and always provided that copyright symbol appears together as follows below.

© DORNA WSBK ORGANIZATION Srl 2026



Pirelli Portuguese Round, 27-29 March 2026
Chronological Analysis Warm Up 1

15° 70 J. WHATLEY [1'44.707]							
Lap	Seg.1	Seg.2	Seg.3	Seg.4	Lap Time	km/h	Local Time
		35.909	28.165	27.427			10:17'13.442
1	22.374	33.547	25.961	24.859	1'46.741	277,8	10:19'00.183
2	22.392	33.507	33.026	23.651	1'52.576	276,4	10:20'52.759
3	22.603	33.171	25.621	23.619	1'45.014	273,6	10:22'37.773
4	22.340	33.185	25.664	23.518	1'44.707	272,3	10:24'22.480
5	22.380	33.275	25.753	23.584	1'44.992	280,7	10:26'07.472

16° 20 X. CARDELUS [1'44.713]							
Lap	Seg.1	Seg.2	Seg.3	Seg.4	Lap Time	km/h	Local Time
		34.167	26.257	23.415			10:17'00.946
1	22.533	33.471	25.878	23.352	1'45.234	270,9	10:18'46.180
2	22.315	33.186	25.822	23.390	1'44.713	270,9	10:20'30.893
3	22.392	33.326	26.065	23.536	1'45.319	270,2	10:22'16.212
4	25.854	33.930	30.559	23.723	1'54.066	270,2	10:24'10.278
5	22.366	33.294	25.855	23.475	1'44.990	272,3	10:25'55.268

17° 16 A. ZACCONE [1'44.768]							
Lap	Seg.1	Seg.2	Seg.3	Seg.4	Lap Time	km/h	Local Time
		35.829	27.406	25.643			10:17'06.871
1	22.978	44.641	25.895	23.298	1'56.812	268,9	10:19'03.683
2	22.282	33.249	27.303	26.896	1'49.730	280,7	10:20'53.413
3	22.256	33.602	25.630	23.314	1'44.802	281,5	10:22'38.215
4	22.275	33.201	26.172	23.120	1'44.768	282,2	10:24'22.983
5	22.454	33.908	26.391	24.172	1'46.925	284,4	10:26'09.908

18° 57 A. MAHENDRA [1'44.784]							
Lap	Seg.1	Seg.2	Seg.3	Seg.4	Lap Time	km/h	Local Time
		34.936	27.773	23.786			10:17'39.197
1	22.576	33.544	26.032	23.449	1'45.601	270,9	10:19'24.798
2	23.260	33.469	26.545	24.084	1'47.358C	272,3	10:21'12.156
3	22.467	33.442	25.892	23.399	1'45.200	270,2	10:22'57.356
4	22.388	33.176	25.844	23.376	1'44.784	271,6	10:24'42.140
5						272,3	

19° 50 O. VOSTATEK [1'44.830]							
Lap	Seg.1	Seg.2	Seg.3	Seg.4	Lap Time	km/h	Local Time
		35.479	28.165	26.835			10:17'11.752
1	22.609	34.033	26.490	25.560	1'48.692	274,3	10:19'00.444
2	22.330	33.504	26.436	23.405	1'45.675	280,0	10:20'46.119
3	22.569	33.110	25.724	23.633	1'45.036	281,5	10:22'31.155
4	22.590	33.564	29.991	23.579	1'49.724	266,2	10:24'20.879
5	22.280	33.257	25.988	23.305	1'44.830	277,1	10:26'05.709

20° 19 A. KOFLER [1'45.064]							
Lap	Seg.1	Seg.2	Seg.3	Seg.4	Lap Time	km/h	Local Time
		37.990	28.287	23.471			10:17'07.447
1	22.699	33.780	26.081	23.472	1'46.032	277,1	10:18'53.479
2	22.537	33.197	25.997	23.333	1'45.064	272,3	10:20'38.543
3	24.101	35.844	26.265	23.288	1'49.498	272,9	10:22'28.041
4	22.454	35.248	32.110	24.239	1'54.051	272,3	10:24'22.092
5	22.600	33.652	26.425	23.365	1'46.042	272,9	10:26'08.134

21° 32 O. BAYLISS [1'45.099]							
Lap	Seg.1	Seg.2	Seg.3	Seg.4	Lap Time	km/h	Local Time
		34.474	26.945	24.108			10:17'10.539
1	22.938	33.617	26.749	23.284	1'46.588	256,8	10:18'57.127
2	22.658	33.306	25.991	23.460	1'45.415	277,8	10:20'42.542
3	22.433	33.180	25.882	23.604	1'45.099	275,7	10:22'27.641
4	22.503	36.919	28.969	25.866	1'54.257	271,6	10:24'21.898

5	22.371	34.814	32.044	23.525	1'52.754	277,1	10:26'14.652
---	---------------	--------	--------	--------	----------	-------	--------------

22° 77 D. AEGERTER [1'45.130]							
Lap	Seg.1	Seg.2	Seg.3	Seg.4	Lap Time	km/h	Local Time
		35.067	26.527	23.809			10:17'12.877
1	22.490	33.712	26.139	23.506	1'45.847	280,0	10:18'58.724
2	22.834	33.591	25.903	23.543	1'45.871	278,6	10:20'44.595
3	22.590	33.626	26.329	23.687	1'46.232	267,6	10:22'30.827
4	22.291	33.397	25.984	23.458	1'45.130	280,7	10:24'15.957
5	22.495	33.535	26.225	23.608	1'45.863	279,3	10:26'01.820

23° 25 O. KONIG [1'45.192]							
Lap	Seg.1	Seg.2	Seg.3	Seg.4	Lap Time	km/h	Local Time
		35.080	27.330	24.271			10:17'09.012
1	23.072	33.648	25.962	23.643	1'46.325	265,6	10:18'55.337
2	22.456	33.313	25.816	23.607	1'45.192	275,7	10:20'40.529
3	28.454	35.631	26.364	23.868	1'54.317	274,3	10:22'34.846
4	22.579	33.260	26.783	24.112	1'46.734	272,9	10:24'21.580
5	22.569	34.642	26.314	23.654	1'47.179	274,3	10:26'08.759

24° 10 L. TACCINI [1'45.301]							
Lap	Seg.1	Seg.2	Seg.3	Seg.4	Lap Time	km/h	Local Time
		35.820	27.097	28.701			10:17'08.048
1	22.647	33.829	25.990	23.609	1'46.075	275,7	10:18'54.123
2	22.540	33.316	25.979	23.466	1'45.301	277,8	10:20'39.424
3	22.509	34.891	26.111	25.601	1'49.112	277,8	10:22'28.536
4	22.479	33.693	26.089	23.624	1'45.885	277,8	10:24'14.421
5	24.561	33.710	25.993	23.584	1'47.848	277,1	10:26'02.269

25° 31 Y. OKAMOTO [1'45.307]							
Lap	Seg.1	Seg.2	Seg.3	Seg.4	Lap Time	km/h	Local Time
		35.135	28.343	24.029			10:17'08.272
1	22.930	33.642	26.019	23.395	1'45.986	272,3	10:18'54.258
2	22.637	33.440	25.946	23.284	1'45.307	271,6	10:20'39.565
3	22.598	33.918	26.139	26.634	1'49.289	269,6	10:22'28.854
4	22.383	33.606	26.338	23.437	1'45.764	279,3	10:24'14.618
5	22.654	33.435	26.050	23.669	1'45.808	268,2	10:26'00.426

26° 91 B. JIMENEZ [1'45.595]							
Lap	Seg.1	Seg.2	Seg.3	Seg.4	Lap Time	km/h	Local Time
		35.383	27.688	24.419			10:17'10.418
1	22.829	33.739	27.099	23.747	1'47.414	251,4	10:18'57.832
2	23.032	34.787	26.142	23.651	1'47.612	277,8	10:20'45.444
3	22.415	33.381	26.115	23.684	1'45.595	275,0	10:22'31.039
4	22.835	33.611	26.277	23.548	1'46.271	261,1	10:24'17.310
5	25.659	34.020	26.275	23.630	1'49.584	277,1	10:26'06.894

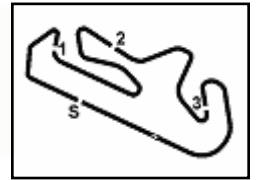
27° 54 R. ROSSI [1'45.840]							
Lap	Seg.1	Seg.2	Seg.3	Seg.4	Lap Time	km/h	Local Time
		35.350	27.377	24.373			10:17'11.175
1	22.988	34.068	26.418	23.648	1'47.122	268,2	10:18'58.297
2	22.956	34.785	26.348	23.694	1'47.783	280,7	10:20'46.080
3	22.760	33.616	26.323	23.630	1'46.329	280,0	10:22'32.409
4	22.471	33.530	26.309	23.708	1'46.018	281,5	10:24'18.427
5	22.445	33.513	26.234	23.648	1'45.840	277,1	10:26'04.267

28° 22 A. CARRASCO [1'46.316]							
Lap	Seg.1	Seg.2	Seg.3	Seg.4	Lap Time	km/h	Local Time
		37.095	28.438	25.051			10:17'08.948
1	23.314	34.583	26.478	23.549	1'47.924	275,7	10:18'56.872
2	22.751	33.959	26.377	23.518	1'46.605	275,0	10:20'43.477
3	22.787	34.301	26.370	23.646	1'47.104	273,6	10:22'30.581

28/03/2026 P = Pits In/Out - C = Lap Time Cancelled

These data/results cannot be reproduced, stored and/or transmitted in whole or in part by any manner of electronic, mechanical, photocopying, recording, broadcasting or otherwise now known or herein after developed without the previous express consent by the copyright owner, except for reproduction in daily press and regular printed publications on sale to the public within 60 days of the event related to those data/results and always provided that copyright symbol appears together as follows below.

© DORNA WSBK ORGANIZATION Srl 2026



Portimao 4.592 m

3 / 3

Pirelli Portuguese Round, 27-29 March 2026
Chronological Analysis Warm Up 1

4	22.820	33.710	26.304	23.482	1'46.316	272,3	10:24'16.897
5	22.569	33.772	26.499	23.569	1'46.409	275,0	10:26'03.306

29° 88 A. GIOMBINI [1'46.772]							
Lap	Seg.1	Seg.2	Seg.3	Seg.4	Lap Time	km/h	Local Time
		35.605	27.484	24.098			10:17'10.800
1	23.136	33.958	26.551	23.572	1'47.217	265,6	10:18'58.017
2	23.016	35.567	26.573	23.525	1'48.681	277,1	10:20'46.698
3	23.151	34.352	28.193	28.186	1'53.882	277,1	10:22'40.580
4	22.590	34.090	26.410	23.682	1'46.772	275,0	10:24'27.352
5	22.684	33.721	26.839	23.937	1'47.181	277,1	10:26'14.533

30° 58 M. JESUS [1'47.010]							
Lap	Seg.1	Seg.2	Seg.3	Seg.4	Lap Time	km/h	Local Time
		35.272	26.878	24.189			10:16'59.716
1	23.134	34.630	26.605	23.899	1'48.268	260,5	10:18'47.984
2	22.889	34.171	26.626	23.743	1'47.429	263,0	10:20'35.413
3	22.845	33.850	26.626	23.689	1'47.010	269,6	10:22'22.423
4	22.496	40.818	26.331	23.801	1'53.446	259,9	10:24'15.869
5	22.897	34.309	27.096	23.730	1'48.032	266,2	10:26'03.901

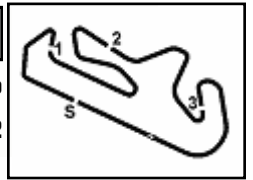
31° 73 J. CRETARO [1'47.563]							
Lap	Seg.1	Seg.2	Seg.3	Seg.4	Lap Time	km/h	Local Time
		35.407	26.882	23.959			10:17'14.156
1	23.014	34.157	26.391	24.001	1'47.563	275,7	10:19'01.719
2	22.732	33.664			3'55.817CP	274,3	10:22'57.536

32° 75 A. ARENAS							
Lap	Seg.1	Seg.2	Seg.3	Seg.4	Lap Time	km/h	Local Time

28/03/2026 P = Pits In/Out - C = Lap Time Cancelled

These data/results cannot be reproduced, stored and/or transmitted in whole or in part by any manner of electronic, mechanical, photocopying, recording, broadcasting or otherwise now known or herein after developed without the previous express consent by the copyright owner, except for reproduction in daily press and regular printed publications on sale to the public within 60 days of the event related to those data/results and always provided that copyright symbol appears together as follows below.

© DORNA WSBK ORGANIZATION Srl 2026



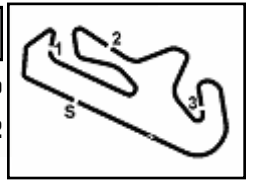
Pirelli Portuguese Round, 27-29 March 2026
Best Laps & Speeds

No.	Rider Bike	Nat	Best Lap		FP		SP		WUP1									
			LL	SPD	LL	SPD	LL	SPD	LL	SPD								
1	61 C. ONCU Yamaha YZF-R9	TUR	1'42.670 35 276,4		1'44.218 17 276,4		1'42.670 16 275,0		1'43.947 2 273,6									
2	53 V. DEBISE ZXMOTO 820RR	FRA	1'43.303 31 278,6		1'43.758 13 278,6		1'43.303 13 277,1		1'43.478 5 278,6									
3	94 L. MAHIAS Yamaha YZF-R9	FRA	1'43.357 34 280,0		1'44.271 15 280,0		1'43.357 14 274,3		1'43.939 5 275,7									
4	75 A. ARENAS Yamaha YZF-R9	ESP	1'43.493 30 277,8		1'44.250 14 273,6		1'43.493 16 277,8											
5	65 P. OETTL Ducati Panigale V2	GER	1'43.513 37 286,7		1'44.424 16 280,0		1'43.513 16 283,7		1'43.868 5 286,7									
6	5 J. MASIA Ducati Panigale V2	ESP	1'43.606 34 285,2		1'44.244 15 280,7		1'43.606 14 285,2		1'43.920 5 285,2									
7	6 C. PEROLARI Honda CBR600RR	FRA	1'43.625 31 278,6		1'44.877 11 276,4		1'43.625 15 278,6		1'43.968 5 277,1									
8	37 R. GARCIA Yamaha YZF-R9	ESP	1'43.684 33 283,7		1'44.757 12 274,3		1'43.684 16 274,3		1'43.856 5 283,7									
9	52 J. ALCOBA Kawasaki ZX-6R 636	ESP	1'43.871 26 280,7		1'44.755 6 280,7		1'44.378 15 279,3		1'43.871 5 275,7									
10	64 F. CARICASULO ZXMOTO 820RR	ITA	1'44.088 34 279,3		1'44.700 14 277,8		1'44.088 15 277,1		1'44.359 5 279,3									
11	16 A. ZACCONE Ducati Panigale V2	ITA	1'44.152 33 284,4		1'45.531 16 280,0		1'44.152 12 280,7		1'44.768 5 284,4									
12	11 M. FERRARI Ducati Panigale V2	ITA	1'44.156 35 284,4		1'45.782 14 278,6		1'44.728 16 280,7		1'44.156 5 284,4									
13	69 T. BOOTH-AMOS Triumph Street Triple 765 RS	GBR	1'44.245 33 287,4		1'44.597 15 278,6		1'44.245 13 287,4		1'44.594 5 277,8									
14	40 M. CASADEI Ducati Panigale V2	ITA	1'44.247 27 281,5		1'45.426 8 273,6		1'44.886 14 274,3		1'44.247 5 281,5									
15	70 J. WHATLEY Ducati Panigale V2	GBR	1'44.340 35 280,7		1'44.568 18 279,3		1'44.340 12 273,6		1'44.707 5 280,7									
16	43 S. JESPERSEN Ducati Panigale V2	DEN	1'44.463 37 282,9		1'44.800 16 277,1		1'44.463 16 277,8		1'44.684 5 282,9									
17	50 D. VOSTATEK Triumph Street Triple 765 RS	CZE	1'44.547 35 282,2		1'44.581 15 275,0		1'44.547 15 282,2		1'44.830 5 281,5									
18	7 F. FARIOLI Yamaha YZF-R9	ITA	1'44.640 39 277,1		1'44.824 17 272,9		1'44.935 17 275,7		1'44.640 5 277,1									
19	77 D. AEGERTER Kawasaki ZX-6R 636	SUI	1'44.690 35 280,7		1'45.713 15 278,6		1'44.690 15 280,0		1'45.130 5 280,7									
20	20 X. CARDELJUS Yamaha YZF-R9	AND	1'44.713 27 277,1		1'45.298 6 275,7		1'44.779 16 277,1		1'44.713 5 272,3									
21	32 D. BAYLISS Triumph Street Triple 765 RS	AUS	1'44.736 32 278,6		1'45.106 13 278,6		1'44.736 14 277,8		1'45.099 5 277,8									
22	57 A. MAHENDRA Yamaha YZF-R9	INA	1'44.784 36 275,0		1'45.747 14 271,6		1'45.181 18 275,0		1'44.784 4 272,3									
23	19 A. KOFLER Yamaha YZF-R9	AUT	1'44.923 34 277,8		1'45.238 14 277,8		1'44.923 15 270,2		1'45.064 5 277,1									
24	25 D. KONIG Triumph Street Triple 765 RS	CZE	1'45.038 36 275,7		1'45.699 16 272,9		1'45.038 15 273,6		1'45.192 5 275,7									
25	31 Y. OKAMOTO Yamaha YZF-R9	JPN	1'45.125 38 279,3		1'45.460 16 274,3		1'45.125 17 276,4		1'45.307 5 279,3									

28/03/2026

These data/results cannot be reproduced, stored and/or transmitted in whole or in part by any manner of electronic, mechanical, photocopying, recording, broadcasting or otherwise now known or herein after developed without the previous express consent by the copyright owner, except for reproduction in daily press and regular printed publications on sale to the public within 60 days of the event related to those data/results and always provided that copyright symbol appears together as follows below.

© DORNA WSBK ORGANIZATION Srl 2026



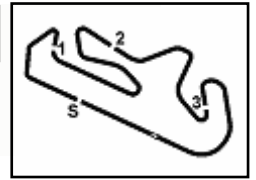
Pirelli Portuguese Round, 27-29 March 2026
Best Laps & Speeds

No.	Rider Bike	Nat	Best Lap		FP		SP		WUP1							
			LL	SPD	LL	SPD	LL	SPD	LL	SPD						
26	10 L. TACCINI Ducati Panigale V2	ITA	1'45.301		1'45.589		1'46.001		1'45.301							
			33	280,7	15	280,7	13	279,3	5	277,8						
27	91 B. JIMENEZ Ducati Panigale V2	ESP	1'45.595		1'47.226		1'46.082		1'45.595							
			35	279,3	16	274,3	14	279,3	5	277,8						
28	22 A. CARRASCO Honda CBR600RR	ESP	1'45.624		1'46.792		1'45.624		1'46.316							
			34	275,7	15	275,0	14	272,3	5	275,7						
29	54 R. ROSSI Ducati Panigale V2	ITA	1'45.840		1'46.221		1'46.053		1'45.840							
			36	281,5	15	278,6	16	277,1	5	281,5						
30	88 A. GIOMBINI MV Agusta F3 800 RR	ITA	1'46.705		1'47.333		1'46.705		1'46.772							
			27	278,6	11	270,9	11	278,6	5	277,1						
31	73 J. CRETARO MV Agusta F3 800 RR	ITA	1'46.950		1'46.972		1'46.950		1'47.563							
			30	275,7	13	270,2	15	268,9	2	275,7						
32	58 M. JESUS Honda CBR600RR	POR	1'47.010		1'47.677		1'47.677		1'47.010							
			30	269,6	12	264,9	13	263,7	5	269,6						

28/03/2026

These data/results cannot be reproduced, stored and/or transmitted in whole or in part by any manner of electronic, mechanical, photocopying, recording, broadcasting or otherwise now known or herein after developed without the previous express consent by the copyright owner, except for reproduction in daily press and regular printed publications on sale to the public within 60 days of the event related to those data/results and always provided that copyright symbol appears together as follows below.

© DORNA WSBK ORGANIZATION Srl 2026



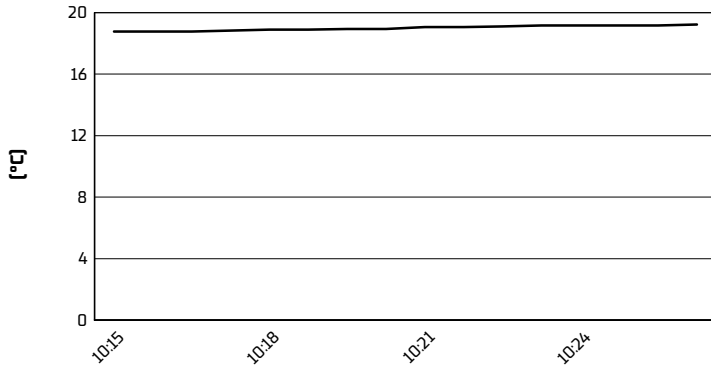
Portimao 4.592 m

Pirelli Portuguese Round, 27-29 March 2026

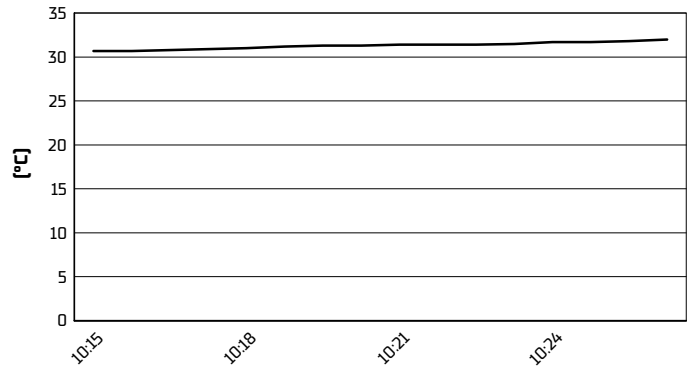
Weather Report Warm Up 1

Session started 10:15 - Session ended 10:26


Air Temperature



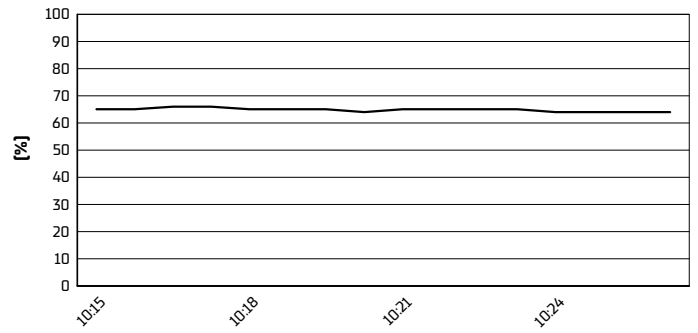
Track Temperature



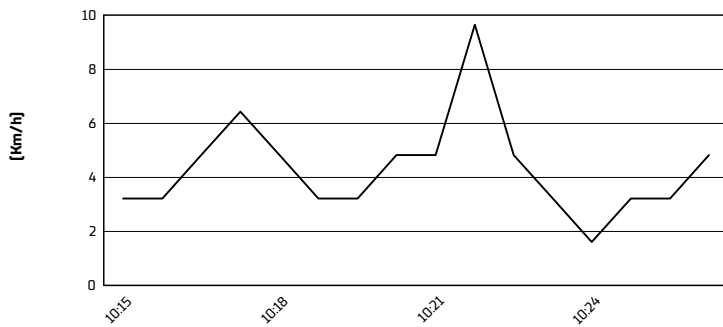
Air Pressure



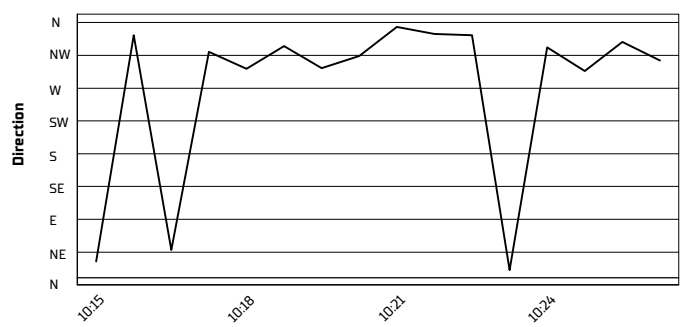
Humidity



Wind Speed



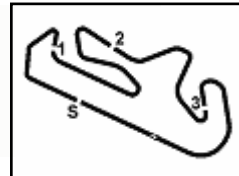
Wind Direction



28/03/2026

These data/results cannot be reproduced, stored and/or transmitted in whole or in part by any manner of electronic, mechanical, photocopying, recording, broadcasting or otherwise now known or herein after developed without the previous express consent by the copyright owner, except for reproduction in daily press and regular printed publications on sale to the public within 60 days of the event related to those data/results and always provided that copyright symbol appears together as follows below.

© DORNA WSBK ORGANIZATION Srl 2026



Portimao 4.592 m

Pirelli Portuguese Round, 27-29 March 2026
Starting Grid - Race 1 (17 Laps x 4,592 km = 78,064 km)

1	1	61 ONCU C. Yamaha 1'42.670	2	53 DEBISE V. ZXMOTO 1'43.303	3	94 MAHIAS L. Yamaha 1'43.357
2	4	75 ARENAS A. Yamaha 1'43.493	5	65 OETTL P. Ducati 1'43.513	6	5 MASIA J. Ducati 1'43.606
3	7	6 PEROLARI C. Honda 1'43.625	8	37 GARCIA R. Yamaha 1'43.684	9	64 CARICASULO F. ZXMOTO 1'44.088
4	10	16 ZACCONE A. Ducati 1'44.152	11	69 BOOTH-AMOS T. Triumph 1'44.245	12	70 WHATLEY J. Ducati 1'44.340
5	13	43 JESPERSEN S. Ducati 1'44.463	14	50 VOSTATEK O. Triumph 1'44.547	15	77 AEGERTER O. Kawasaki 1'44.690
6	16	11 FERRARI M. Ducati 1'44.728	17	32 BAYLISS O. Triumph 1'44.736	18	20 CARDELUS X. Yamaha 1'44.779
7	19	40 CASADEI M. Ducati 1'44.886	20	7 FARIOLI F. Yamaha 1'44.935	21	25 KONIG O. Triumph 1'45.038
8	22	31 OKAMOTO Y. Yamaha 1'45.125	23 *	19 KOFLER A. Yamaha 1'44.923	24	57 MAHENDRA A. Yamaha 1'45.181
9	25	22 CARRASCO A. Honda 1'45.624	26	10 TACCINI L. Ducati 1'46.001	27	54 ROSSI R. Ducati 1'46.053
10	28	91 JIMENEZ B. Ducati 1'46.082	29	88 GIOMBINI A. MV Agusta 1'46.705	30	73 CRETARO J. MV Agusta 1'46.950
11	31	58 JESUS M. Honda 1'47.677	32 *	52 ALCOBA J. Kawasaki 1'44.378		

N.52 (Alcoba J.) has been penalized to start from the back of the grid - Ignored yellow flag during Superpole
N.19 (Kofler A.) has been penalized with a drop of 3 grid positions - Dangerously slow riding during Warm Up 1

28/03/2026 The Race Director: **Stefano Carlola**

* = Penalized

These data/results cannot be reproduced, stored and/or transmitted in whole or in part by any manner of electronic, mechanical, photocopying, recording, broadcasting or otherwise now known or herein after developed without the previous express consent by the copyright owner, except for reproduction in daily press and regular printed publications on sale to the public within 60 days of the event related to those data/results and always provided that copyright symbol appears together as follows below. © DORNA WSBK ORGANIZATION Srl 2026