

Pirelli Portuguese Round, 27-29 March 2026
Results Warm Up 2

No.	Rider	Nat	Team	Bike	Class	Time	Gap	Rel.	Laps	Speed	
										Avg	Max
1	94 L. MAHIAS	FRA	GMT94 Yamaha	Yamaha YZF-R9		1'43.836			5	159,205	269,6
2	40 M. CASADEI	ITA	D34G WorldSSP Racing Team	Ducati Panigale V2		1'43.923	0.087	0.087	5	159,072	267,6
3	5 J. MASIA	ESP	Orelac Racing Verdnatura	Ducati Panigale V2		1'44.010	0.174	0.087	5	158,939	271,6
4	53 V. DEBISE	FRA	ZXMOTO Factory Evan Bros Racing	ZXMOTO 820RR		1'44.131	0.295	0.121	5	158,754	270,9
5	37 R. GARCIA	ESP	GMT94 Yamaha	Yamaha YZF-R9		1'44.137	0.301	0.006	5	158,745	264,9
6	61 C. ONCU	TUR	Pata Yamaha Ten Kate Racing	Yamaha YZF-R9		1'44.141	0.305	0.004	5	158,739	264,3
7	16 A. ZACCONE	ITA	Ecosantagata Althea Racing Team	Ducati Panigale V2		1'44.242	0.406	0.101	5	158,585	271,6
8	65 P. OETTL	GER	Feel Racing WorldSSP Team	Ducati Panigale V2		1'44.290	0.454	0.048	5	158,512	275,7
9	75 A. ARENAS	ESP	AS BLU CRU Racing Team	Yamaha YZF-R9		1'44.292	0.456	0.002	5	158,509	273,6
10	6 C. PEROLARI	FRA	Honda Racing World Supersport	Honda CBR600RR	*	1'44.501	0.665	0.209	5	158,192	272,3
11	11 M. FERRARI	ITA	WRP Racing	Ducati Panigale V2		1'44.518	0.682	0.017	4	158,166	268,9
12	70 J. WHATLEY	GBR	Orelac Racing Verdnatura	Ducati Panigale V2		1'44.677	0.841	0.159	4	157,926	266,9
13	7 F. FARIOLI	ITA	VFT Racing Yamaha	Yamaha YZF-R9		1'44.980	1.144	0.303	5	157,470	273,6
14	69 T. BOOTH-AMOS	GBR	PTR Triumph Factory Racing	Triumph Street Triple 765 RS		1'45.028	1.192	0.048	5	157,398	272,3
15	64 F. CARICASULO	ITA	ZXMOTO Factory Evan Bros Racing	ZXMOTO 820RR		1'45.054	1.218	0.026	5	157,359	272,9
16	43 S. JESPERSEN	DEN	EAB Racing Team	Ducati Panigale V2		1'45.090	1.254	0.036	5	157,305	278,6
17	20 X. CARDELUS	AND	Cerba Yamaha Racing Team	Yamaha YZF-R9		1'45.115	1.279	0.025	5	157,268	266,9
18	52 J. ALCOBA	ESP	Kawasaki WorldSSP Team	Kawasaki ZX-6R 636		1'45.128	1.292	0.013	5	157,248	266,2
19	50 O. VOSTATEK	CZE	Compos Racing Team	Triumph Street Triple 765 RS		1'45.153	1.317	0.025	5	157,211	264,9
20	19 A. KOFLER	AUT	Motorsport Kofler	Yamaha YZF-R9	*	1'45.245	1.409	0.092	5	157,073	271,6
21	77 D. AEGERTER	SUI	Kawasaki WorldSSP Team	Kawasaki ZX-6R 636		1'45.337	1.501	0.092	5	156,936	277,1
22	25 O. KONIG	CZE	Compos Racing Team	Triumph Street Triple 765 RS		1'45.374	1.538	0.037	5	156,881	266,2
23	32 O. BAYLISS	AUS	PTR Triumph Factory Racing	Triumph Street Triple 765 RS		1'45.428	1.592	0.054	5	156,801	272,3
24	57 A. MAHENDRA	INA	AS BLU CRU Racing Team	Yamaha YZF-R9		1'45.453	1.617	0.025	5	156,764	273,6
25	91 B. JIMENEZ	ESP	WRP Racing	Ducati Panigale V2		1'45.454	1.618	0.001	5	156,762	273,6
26	10 L. TACCINI	ITA	Ecosantagata Althea Racing Team	Ducati Panigale V2		1'46.078	2.242	0.624	5	155,840	270,2
27	54 R. ROSSI	ITA	Renzi Corse	Ducati Panigale V2		1'46.091	2.255	0.013	5	155,821	274,3
28	88 A. GIOMBINI	ITA	Motozoo by Madforce Dubai	MV Agusta F3 800 RR		1'46.552	2.716	0.461	5	155,147	268,9
29	31 Y. OKAMOTO	JPN	Pata Yamaha Ten Kate Racing	Yamaha YZF-R9		1'47.257	3.421	0.705	5	154,127	275,0
30	73 J. CRETARD	ITA	Flembo by Racing Development	MV Agusta F3 800 RR		1'47.576	3.740	0.319	5	153,670	263,6
31	58 M. JESUS	POR	Rosa Competicion/MCL	Honda CBR600RR		1'47.815	3.979	0.239	5	153,329	259,9
32	22 A. CARRASCO	ESP	Honda Racing World Supersport	Honda CBR600RR	*	1'48.152	4.316	0.337	5	152,852	264,9

Qualifying Lap Time (105% of 1'43.836): 1'49.028

* WorldSSP Challenge

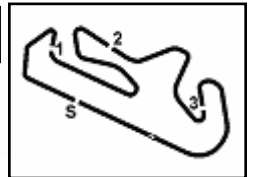
AIR	Humidity:	43%	Temp:	16°C
TRACK	Condition:	Dry	Temp:	21°C

Records	Pole	[SP]	2026	C.Oncu	1'42.670	161,010	Km/h
	Race	[RC2]	2025	C.Oncu	1'42.909	160,640	Km/h
	All Times	[WUP2]	2025	C.Oncu	1'42.643	161,060	Km/h

Start 29/03/2026 09:56 End 10:08 The results are provisional until the end of the time limit for protests and appeals and the completion of the technical checks. Clerk Of The Course: **Beatriz Aguas** Publication Time: **10:11**

These data/results cannot be reproduced, stored and/or transmitted in whole or in part by any manner of electronic, mechanical, photocopying, recording, broadcasting or otherwise now known or herein after developed without the previous express consent by the copyright owner, except for reproduction in daily press and regular printed publications on sale to the public within 60 days of the event related to those data/results and always provided that copyright symbol appears together as follows below.

© DORNA WSBK ORGANIZATION Srl 2026



Pirelli Portuguese Round, 27-29 March 2026
Results Warm Up 2

Session Highlights

Local Time	No. Rider	Description
09.55.52	70 J. WHATLEY	#70 Stopped with Technical Problem - Turn 1
09.56.00		Start of Session
09.56.01	70 J. WHATLEY	#70 Rejoined
09.56.47		Yellow Flag Out - Turn 3
09.56.50		Yellow Flag Out - Turn 4
09.56.53		Yellow Flag In - Turn 3
09.56.56		Yellow Flag In - Turn 4
09.56.57		Yellow Flag Out - Turn 4
09.57.01		Yellow Flag In - Turn 4
09.59.59	73 J. CRETARD	#73 MUST CHECK RACELINK GPS BEFORE RACE 2
10.08.03		End of Session

Fastest Laps Sequence

No.	Rider	Nat	Team	Bike	Local Time	Time	Gap	Avg
61	C. ONCU	TUR	Pata Yamaha Ten Kate Racing	Yamaha YZF-R9	09:58'39.521	1'44.727		157,850
53	V. DEBISE	FRA	ZXMOTO Factory Evan Bros Racing	ZXMOTO 820RR	09:58'54.336	1'44.718	-0.009	157,864
37	R. GARCIA	ESP	GMT94 Yamaha	Yamaha YZF-R9	09:59'20.081	1'44.479	-0.239	158,225
61	C. ONCU	TUR	Pata Yamaha Ten Kate Racing	Yamaha YZF-R9	10:00'23.912	1'44.391	-0.088	158,358
5	J. MASIA	ESP	Orelac Racing Verdnatura	Ducati Panigale V2	10:01'11.060	1'44.387	-0.004	158,365
65	P. DETTL	GER	Feel Racing WorldSSP Team	Ducati Panigale V2	10:01'11.353	1'44.307	-0.080	158,486
5	J. MASIA	ESP	Orelac Racing Verdnatura	Ducati Panigale V2	10:02'55.296	1'44.236	-0.071	158,594
94	L. MAHIAS	FRA	GMT94 Yamaha	Yamaha YZF-R9	10:02'58.831	1'43.932	-0.304	159,058
94	L. MAHIAS	FRA	GMT94 Yamaha	Yamaha YZF-R9	10:04'42.667	1'43.836	-0.096	159,205

29/03/2026 Start 09:56 End 10:08 The results are provisional until the end of the time limit for protests and appeals and the completion of the technical checks. Clerk Of The Course: **Beatriz Aguas** Publication Time: **10:11**

These data/results cannot be reproduced, stored and/or transmitted in whole or in part by any manner of electronic, mechanical, photocopying, recording, broadcasting or otherwise now known or herein after developed without the previous express consent by the copyright owner, except for reproduction in daily press and regular printed publications on sale to the public within 60 days of the event related to those data/results and always provided that copyright symbol appears together as follows below.

© DORNA WSBK ORGANIZATION Srl 2026

Pirelli Portuguese Round, 27-29 March 2026
Best Sectors & Speed Warm Up 2

BEST LAP		
1	94 L. MAHIAS	Yamaha YZF-R9 1'43.836
2	40 M. CASADEI	Ducati Panigale V2 1'43.923
3	5 J. MASIA	Ducati Panigale V2 1'44.010
4	53 V. DEBISE	ZXMOTO 820RR 1'44.131
5	37 R. GARCIA	Yamaha YZF-R9 1'44.137
6	61 C. ONCU	Yamaha YZF-R9 1'44.141
7	16 A. ZACCONE	Ducati Panigale V2 1'44.242
8	65 P. OETTL	Ducati Panigale V2 1'44.290
9	75 A. ARENAS	Yamaha YZF-R9 1'44.292
10	6 C. PEROLARI	Honda CBR600RR 1'44.501
11	11 M. FERRARI	Ducati Panigale V2 1'44.518
12	70 J. WHATLEY	Ducati Panigale V2 1'44.677
13	7 F. FARIOLI	Yamaha YZF-R9 1'44.980
14	69 T. BOOTH-AMOS	Triumph Street Triple 765 RS 1'45.028
15	64 F. CARICASULO	ZXMOTO 820RR 1'45.054
16	43 S. JESPERSEN	Ducati Panigale V2 1'45.090
17	20 X. CARDELLUS	Yamaha YZF-R9 1'45.115
18	52 J. ALCOBA	Kawasaki ZX-6R 636 1'45.128
19	50 D. VOSTATEK	Triumph Street Triple 765 RS 1'45.153
20	19 A. KOFLER	Yamaha YZF-R9 1'45.245
21	77 D. AEGERTER	Kawasaki ZX-6R 636 1'45.337
22	25 D. KONIG	Triumph Street Triple 765 RS 1'45.374
23	32 D. BAYLISS	Triumph Street Triple 765 RS 1'45.428
24	57 A. MAHENDRA	Yamaha YZF-R9 1'45.453
25	91 B. JIMENEZ	Ducati Panigale V2 1'45.454
26	10 L. TACCINI	Ducati Panigale V2 1'46.078
27	54 R. ROSSI	Ducati Panigale V2 1'46.091
28	88 A. GIOMBINI	MV Agusta F3 800 RR 1'46.552
29	31 Y. OKAMOTO	Yamaha YZF-R9 1'47.257
30	73 J. CRETARO	MV Agusta F3 800 RR 1'47.576
31	58 M. JESUS	Honda CBR600RR 1'47.815
32	22 A. CARRASCO	Honda CBR600RR 1'48.152

SPEED		
1	43 S. JESPERSEN	Ducati Panigale V2 278,6
2	77 D. AEGERTER	Kawasaki ZX-6R 636 277,1
3	65 P. OETTL	Ducati Panigale V2 275,7
4	31 Y. OKAMOTO	Yamaha YZF-R9 275,0
5	54 R. ROSSI	Ducati Panigale V2 274,3
6	91 B. JIMENEZ	Ducati Panigale V2 273,6
7	7 F. FARIOLI	Yamaha YZF-R9 273,6
8	75 A. ARENAS	Yamaha YZF-R9 273,6
9	57 A. MAHENDRA	Yamaha YZF-R9 273,6
10	64 F. CARICASULO	ZXMOTO 820RR 272,9
11	6 C. PEROLARI	Honda CBR600RR 272,3
12	32 D. BAYLISS	Triumph Street Triple 765 RS 272,3
13	69 T. BOOTH-AMOS	Triumph Street Triple 765 RS 272,3
14	19 A. KOFLER	Yamaha YZF-R9 271,6
15	5 J. MASIA	Ducati Panigale V2 271,6
16	16 A. ZACCONE	Ducati Panigale V2 271,6
17	53 V. DEBISE	ZXMOTO 820RR 270,9
18	10 L. TACCINI	Ducati Panigale V2 270,2
19	94 L. MAHIAS	Yamaha YZF-R9 269,6
20	11 M. FERRARI	Ducati Panigale V2 268,9
21	88 A. GIOMBINI	MV Agusta F3 800 RR 268,9
22	40 M. CASADEI	Ducati Panigale V2 267,6
23	70 J. WHATLEY	Ducati Panigale V2 266,9
24	20 X. CARDELLUS	Yamaha YZF-R9 266,9
25	25 D. KONIG	Triumph Street Triple 765 RS 266,2
26	52 J. ALCOBA	Kawasaki ZX-6R 636 266,2
27	50 D. VOSTATEK	Triumph Street Triple 765 RS 264,9
28	22 A. CARRASCO	Honda CBR600RR 264,9
29	37 R. GARCIA	Yamaha YZF-R9 264,9
30	61 C. ONCU	Yamaha YZF-R9 264,3
31	73 J. CRETARO	MV Agusta F3 800 RR 263,6
32	58 M. JESUS	Honda CBR600RR 259,9

SEG. 1	
1	5 J. MASIA 22.127
2	37 R. GARCIA 22.214
3	53 V. DEBISE 22.214
4	65 P. OETTL 22.233
5	16 A. ZACCONE 22.306
6	94 L. MAHIAS 22.323
7	75 A. ARENAS 22.324
8	40 M. CASADEI 22.324
9	11 M. FERRARI 22.334
10	77 D. AEGERTER 22.359
11	6 C. PEROLARI 22.366
12	69 T. BOOTH-AMOS 22.382
13	7 F. FARIOLI 22.395
14	91 B. JIMENEZ 22.410
15	52 J. ALCOBA 22.413
16	64 F. CARICASULO 22.419
17	70 J. WHATLEY 22.429
18	61 C. ONCU 22.461
19	50 D. VOSTATEK 22.518
20	57 A. MAHENDRA 22.519
21	32 D. BAYLISS 22.522
22	43 S. JESPERSEN 22.541
23	20 X. CARDELLUS 22.562
24	10 L. TACCINI 22.596
25	54 R. ROSSI 22.615
26	25 D. KONIG 22.637
27	19 A. KOFLER 22.688
28	88 A. GIOMBINI 22.689
29	31 Y. OKAMOTO 22.752
30	22 A. CARRASCO 22.913
31	58 M. JESUS 22.988
32	73 J. CRETARO 23.107

SEG. 2	
1	40 M. CASADEI 32.787
2	65 P. OETTL 32.807
3	94 L. MAHIAS 32.826
4	5 J. MASIA 32.859
5	6 C. PEROLARI 32.863
6	61 C. ONCU 32.894
7	16 A. ZACCONE 32.925
8	75 A. ARENAS 32.935
9	37 R. GARCIA 32.999
10	70 J. WHATLEY 33.018
11	53 V. DEBISE 33.036
12	64 F. CARICASULO 33.058
13	11 M. FERRARI 33.062
14	7 F. FARIOLI 33.082
15	32 D. BAYLISS 33.126
16	25 D. KONIG 33.128
17	69 T. BOOTH-AMOS 33.134
18	57 A. MAHENDRA 33.165
19	43 S. JESPERSEN 33.177
20	20 X. CARDELLUS 33.178
21	77 D. AEGERTER 33.197
22	50 D. VOSTATEK 33.210
23	19 A. KOFLER 33.238
24	91 B. JIMENEZ 33.313
25	52 J. ALCOBA 33.331
26	10 L. TACCINI 33.394
27	54 R. ROSSI 33.521
28	88 A. GIOMBINI 33.576
29	31 Y. OKAMOTO 33.599
30	73 J. CRETARO 33.769
31	22 A. CARRASCO 34.088
32	58 M. JESUS 34.176

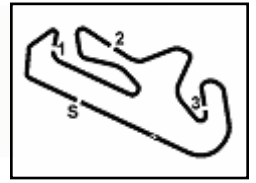
SEG. 3	
1	40 M. CASADEI 25.448
2	94 L. MAHIAS 25.455
3	16 A. ZACCONE 25.458
4	61 C. ONCU 25.460
5	53 V. DEBISE 25.466
6	37 R. GARCIA 25.495
7	70 J. WHATLEY 25.541
8	75 A. ARENAS 25.591
9	5 J. MASIA 25.617
10	65 P. OETTL 25.633
11	6 C. PEROLARI 25.645
12	50 D. VOSTATEK 25.671
13	43 S. JESPERSEN 25.686
14	11 M. FERRARI 25.686
15	7 F. FARIOLI 25.688
16	20 X. CARDELLUS 25.697
17	52 J. ALCOBA 25.742
18	25 D. KONIG 25.757
19	69 T. BOOTH-AMOS 25.799
20	91 B. JIMENEZ 25.842
21	19 A. KOFLER 25.845
22	57 A. MAHENDRA 25.889
23	64 F. CARICASULO 25.899
24	77 D. AEGERTER 25.941
25	32 D. BAYLISS 25.949
26	10 L. TACCINI 25.984
27	54 R. ROSSI 26.068
28	31 Y. OKAMOTO 26.255
29	88 A. GIOMBINI 26.365
30	73 J. CRETARO 26.487
31	22 A. CARRASCO 26.570
32	58 M. JESUS 26.680

SEG. 4	
1	94 L. MAHIAS 23.142
2	75 A. ARENAS 23.212
3	61 C. ONCU 23.262
4	53 V. DEBISE 23.309
5	64 F. CARICASULO 23.312
6	37 R. GARCIA 23.360
7	5 J. MASIA 23.363
8	40 M. CASADEI 23.364
9	19 A. KOFLER 23.405
10	16 A. ZACCONE 23.415
11	69 T. BOOTH-AMOS 23.427
12	57 A. MAHENDRA 23.432
13	11 M. FERRARI 23.436
14	6 C. PEROLARI 23.438
15	20 X. CARDELLUS 23.448
16	65 P. OETTL 23.460
17	43 S. JESPERSEN 23.543
18	91 B. JIMENEZ 23.555
19	50 D. VOSTATEK 23.555
20	32 D. BAYLISS 23.558
21	70 J. WHATLEY 23.568
22	52 J. ALCOBA 23.580
23	7 F. FARIOLI 23.594
24	77 D. AEGERTER 23.619
25	54 R. ROSSI 23.665
26	88 A. GIOMBINI 23.670
27	25 D. KONIG 23.727
28	10 L. TACCINI 23.766
29	73 J. CRETARO 23.851
30	58 M. JESUS 23.937
31	31 Y. OKAMOTO 23.954
32	22 A. CARRASCO 24.098

29/03/2026

These data/results cannot be reproduced, stored and/or transmitted in whole or in part by any manner of electronic, mechanical, photocopying, recording, broadcasting or otherwise now known or herein after developed without the previous express consent by the copyright owner, except for reproduction in daily press and regular printed publications on sale to the public within 60 days of the event related to those data/results and always provided that copyright symbol appears together as follows below.

© DORNA WSBK ORGANIZATION Srl 2026

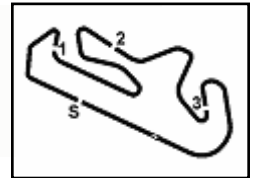


Portimao 4.592 m

Pirelli Portuguese Round, 27-29 March 2026
Ideal Times Warm Up 2

No.	Rider	Nat	Bike	Seg. 1	Seg. 2	Seg. 3	Seg. 4	Ideal Time		
				Diff. 1	Diff. 2	Diff. 3	Diff. 4	Best Lap	Pos.	Diff.
1	94 L. MAHIAS	FRA	Yamaha YZF-R9	22.323	32.826	25.455 +0.081	23.142 +0.009	1'43.746 1'43.836	1	0.090
2	40 M. CASADEI	ITA	Ducati Panigale V2	22.324	32.787	25.448	23.364	1'43.923 1'43.923	2	
3	5 J. MASIA	ESP	Ducati Panigale V2	22.127	32.859 +0.005	25.617 +0.039	23.363	1'43.966 1'44.010	3	0.044
4	53 V. DEBISE	FRA	ZXMOTO 820RR	22.214 +0.021	33.036 +0.038	25.466	23.309 +0.047	1'44.025 1'44.131	4	0.106
5	75 A. ARENAS	ESP	Yamaha YZF-R9	22.324 +0.043	32.935 +0.124	25.591	23.212 +0.063	1'44.062 1'44.292	9	0.230
6	37 R. GARCIA	ESP	Yamaha YZF-R9	22.214 +0.056	32.999	25.495 +0.013	23.360	1'44.068 1'44.137	5	0.069
7	61 C. ONCU	TUR	Yamaha YZF-R9	22.461 +0.028	32.894	25.460	23.262 +0.036	1'44.077 1'44.141	6	0.064
8	16 A. ZACCONI	ITA	Ducati Panigale V2	22.306 +0.138	32.925	25.458	23.415	1'44.104 1'44.242	7	0.138
9	65 P. OETTL	GER	Ducati Panigale V2	22.233 +0.057	32.807	25.633	23.460 +0.100	1'44.133 1'44.290	8	0.157
10	6 C. PEROLARI	FRA	Honda CBR600RR	22.366 +0.073	32.863	25.645	23.438 +0.116	1'44.312 1'44.501	10	0.189
11	11 M. FERRARI	ITA	Ducati Panigale V2	22.334	33.062	25.686	23.436	1'44.518 1'44.518	11	
12	70 J. WHATLEY	GBR	Ducati Panigale V2	22.429 +0.056	33.018	25.541	23.568 +0.065	1'44.556 1'44.677	12	0.121
13	64 F. CARICASULO	ITA	ZXMOTO 820RR	22.419 +0.100	33.058	25.899	23.312 +0.266	1'44.688 1'45.054	15	0.366
14	69 T. BOOTH-AMOS	GBR	Triumph Street Triple 765 RS	22.382	33.134 +0.116	25.799	23.427 +0.170	1'44.742 1'45.028	14	0.286
15	7 F. FARIOLI	ITA	Yamaha YZF-R9	22.395	33.082 +0.086	25.688 +0.125	23.594 +0.010	1'44.759 1'44.980	13	0.221
16	20 X. CARDELUS	AND	Yamaha YZF-R9	22.562 +0.117	33.178 +0.113	25.697	23.448	1'44.885 1'45.115	17	0.230
17	43 S. JESPERSEN	DEN	Ducati Panigale V2	22.541	33.177 +0.081	25.686 +0.062	23.543	1'44.947 1'45.090	16	0.143
18	50 D. VOSTATEK	CZE	Triumph Street Triple 765 RS	22.518 +0.050	33.210	25.671 +0.108	23.555 +0.041	1'44.954 1'45.153	19	0.199
19	57 A. MAHENDRA	INA	Yamaha YZF-R9	22.519	33.165 +0.192	25.889 +0.024	23.432 +0.232	1'45.005 1'45.453	24	0.448
20	52 J. ALCOBA	ESP	Kawasaki ZX-6R 636	22.413 +0.062	33.331	25.742	23.580	1'45.066 1'45.128	18	0.062
21	77 D. AEGERTER	SUI	Kawasaki ZX-6R 636	22.359	33.197	25.941 +0.180	23.619 +0.041	1'45.116 1'45.337	21	0.221
22	91 B. JIMENEZ	ESP	Ducati Panigale V2	22.410	33.313	25.842 +0.124	23.555 +0.210	1'45.120 1'45.454	25	0.334
23	32 D. BAYLISS	AUS	Triumph Street Triple 765 RS	22.522 +0.190	33.126 +0.083	25.949	23.558	1'45.155 1'45.428	23	0.273
24	19 A. KOFLER	AUT	Yamaha YZF-R9	22.688 +0.038	33.238	25.845	23.405 +0.031	1'45.176 1'45.245	20	0.069
25	25 D. KONIG	CZE	Triumph Street Triple 765 RS	22.637	33.128 +0.059	25.757	23.727 +0.066	1'45.249 1'45.374	22	0.125
26	10 L. TACCINI	ITA	Ducati Panigale V2	22.596	33.394	25.984 +0.303	23.766 +0.035	1'45.740 1'46.078	26	0.338
27	54 R. ROSSI	ITA	Ducati Panigale V2	22.615 +0.023	33.521 +0.048	26.068 +0.151	23.665	1'45.869 1'46.091	27	0.222
28	88 A. GIOMBINI	ITA	MV Agusta F3 800 RR	22.689 +0.252	33.576	26.365	23.670	1'46.300 1'46.552	28	0.252
29	31 Y. OKAMOTO	JPN	Yamaha YZF-R9	22.752	33.599 +0.214	26.255 +0.359	23.954 +0.124	1'46.560 1'47.257	29	0.697
30	73 J. CRETARO	ITA	MV Agusta F3 800 RR	23.107	33.769 +0.284	26.487 +0.078	23.851	1'47.214 1'47.576	30	0.362
31	22 A. CARRASCO	ESP	Honda CBR600RR	22.913	34.088	26.570 +0.407	24.098 +0.076	1'47.669 1'48.152	32	0.483
32	58 M. JESUS	POR	Honda CBR600RR	22.988	34.176 +0.015	26.680 +0.016	23.937 +0.003	1'47.781 1'47.815	31	0.034
Overall Ideal Time				22.127	32.787	25.448	23.142	1'43.504		

29/03/2026
These data/results cannot be reproduced, stored and/or transmitted in whole or in part by any manner of electronic, mechanical, photocopying, recording, broadcasting or otherwise now known or herein after developed without the previous express consent by the copyright owner, except for reproduction in daily press and regular printed publications on sale to the public within 60 days of the event related to those data/results and always provided that copyright symbol appears together as follows below.
© DORNA WSBK ORGANIZATION Srl 2026



Pirelli Portuguese Round, 27-29 March 2026
Chronological Analysis Warm Up 2

1° 94 L. MAHIAS [1'43.836]							
Lap	Seg1	Seg2	Seg3	Seg4	Lap Time	km/h	Local Time
		34.102	26.142	23.919			9:57'45.474
1	22.673	33.200	25.698	23.278	1'44.849	263,7	9:59'30.323
2	22.456	33.104	25.732	23.284	1'44.576	266,2	10:01'14.899
3	22.389	32.946	25.455	23.142	1'43.932	266,2	10:02'58.831
4	22.323	32.826	25.536	23.151	1'43.836	269,6	10:04'42.667
5	22.429	33.086	25.688	23.370	1'44.573	269,6	10:06'27.240

2° 40 M. CASADEI [1'43.923]							
Lap	Seg1	Seg2	Seg3	Seg4	Lap Time	km/h	Local Time
		35.987	28.506	30.230			9:57'37.035
1	22.600	33.355	25.527	23.769	1'45.251	263,7	9:59'22.286
2	22.486	32.980	25.453	23.510	1'44.429	264,3	10:01'06.715
3	22.492	32.939	25.562	23.507	1'44.500	264,3	10:02'51.215
4	22.437	32.904	25.492	23.489	1'44.322	265,6	10:04'35.537
5	22.324	32.787	25.448	23.364	1'43.923	267,6	10:06'19.460

3° 5 J. MASIA [1'44.010]							
Lap	Seg1	Seg2	Seg3	Seg4	Lap Time	km/h	Local Time
		41.027	32.628	29.973			9:57'41.710
1	22.694	33.116	25.645	23.508	1'44.963	270,2	9:59'26.673
2	22.383	32.883	25.683	23.438	1'44.387	271,6	10:01'11.060
3	22.313	32.859	25.617	23.447	1'44.236	270,2	10:02'55.296
4	22.254	37.582	25.810	23.377	1'49.023	271,6	10:04'44.319
5	22.127	32.864	25.656	23.363	1'44.010	270,9	10:06'28.329

4° 53 V. DEBISE [1'44.131]							
Lap	Seg1	Seg2	Seg3	Seg4	Lap Time	km/h	Local Time
		33.926	26.265	23.777			9:57'09.618
1	22.454	33.323	25.630	23.311	1'44.718	270,9	9:58'54.336
2	22.214	33.094	25.884	23.432	1'44.624	268,2	10:00'38.960
3	22.295	33.116	25.545	23.389	1'44.345	264,9	10:02'23.305
4	22.239	33.036	25.616	23.309	1'44.200	264,3	10:04'07.505
5	22.235	33.074	25.466	23.356	1'44.131	264,3	10:05'51.636

5° 37 R. GARCIA [1'44.137]							
Lap	Seg1	Seg2	Seg3	Seg4	Lap Time	km/h	Local Time
		34.811	26.028	23.593			9:57'35.602
1	22.214	33.160	25.495	23.610	1'44.479	264,3	9:59'20.081
2	22.319	33.117	25.562	23.530	1'44.528	263,7	10:01'04.609
3	22.376	33.290	25.528	23.448	1'44.642	264,9	10:02'49.251
4	22.477	33.194	25.579	23.526	1'44.776	264,9	10:04'34.027
5	22.270	32.999	25.508	23.360	1'44.137	264,9	10:06'18.164

6° 61 C. ONCU [1'44.141]							
Lap	Seg1	Seg2	Seg3	Seg4	Lap Time	km/h	Local Time
			25.671	23.370			9:56'54.794
1	22.659	33.212	25.594	23.262	1'44.727	262,4	9:58'39.521
2	22.514	32.999	25.483	23.395	1'44.391	263,0	10:00'23.912
3	22.484	32.950	25.546	23.507	1'44.487	263,0	10:02'08.399
4	22.489	32.894	25.460	23.298	1'44.141	261,1	10:03'52.540
5	22.461	33.078	29.994	24.239	1'49.772	264,3	10:05'42.312

7° 16 A. ZACCONE [1'44.242]							
Lap	Seg1	Seg2	Seg3	Seg4	Lap Time	km/h	Local Time
			26.719	24.262			9:57'07.011
1	22.913	33.762	25.984	23.708	1'46.367	271,6	9:58'53.378
2	22.743	33.446	26.230	23.595	1'46.014	267,6	10:00'39.392
3	22.489	33.221	25.580	23.433	1'44.723	270,9	10:02'24.115
4	22.444	32.925	25.458	23.415	1'44.242	269,6	10:04'08.357
5	22.306	33.059	25.670	23.424	1'44.459	270,2	10:05'52.816

8° 65 P. DETTL [1'44.290]							
Lap	Seg1	Seg2	Seg3	Seg4	Lap Time	km/h	Local Time
			30.603	28.876			9:57'39.192
1	22.236	33.120	28.666	23.832	1'47.854	271,6	9:59'27.046
2	22.286	32.914	25.647	23.460	1'44.307	273,6	10:01'11.353
3	22.290	32.807	25.633	23.560	1'44.290	272,9	10:02'55.643
4	22.316	34.161	29.278	23.578	1'49.333	275,7	10:04'44.976
5	22.233	32.952	25.752	23.506	1'44.443	273,6	10:06'29.419

9° 75 A. ARENAS [1'44.292]							
Lap	Seg1	Seg2	Seg3	Seg4	Lap Time	km/h	Local Time
		34.671	26.195	23.885			9:57'11.306
1	22.436	33.596	25.819	23.212	1'45.063	272,3	9:58'56.369
2	22.324	32.939	25.953	23.439	1'44.655	273,6	10:00'41.024
3	22.451	32.935	25.744	23.301	1'44.431	265,6	10:02'25.455
4	22.367	33.059	25.591	23.275	1'44.292	266,9	10:04'09.747
5	22.392	32.969	25.618	23.509	1'44.488	267,6	10:05'54.235

10° 6 C. PEROLARI [1'44.501]							
Lap	Seg1	Seg2	Seg3	Seg4	Lap Time	km/h	Local Time
			26.830	23.684			9:57'09.149
1	22.742	33.686	26.110	23.438	1'45.976	266,9	9:58'55.125
2	22.366	33.228	26.181	23.531	1'45.306	272,3	10:00'40.431
3	22.374	32.959	25.738	23.450	1'44.521	269,6	10:02'24.952
4	22.506	32.906	25.649	23.483	1'44.544	268,2	10:04'09.496
5	22.439	32.863	25.645	23.554	1'44.501	267,6	10:05'53.997

11° 11 M. FERRARI [1'44.518]							
Lap	Seg1	Seg2	Seg3	Seg4	Lap Time	km/h	Local Time
		34.246	26.031	23.795			9:58'27.979
1	22.761	33.248	25.807	23.646	1'45.462	266,9	10:00'13.441
2	22.368	33.327	26.599	23.537	1'45.831	268,9	10:01'59.272
3	22.375	33.077	25.820	23.466	1'44.738	268,2	10:03'44.010
4	22.334	33.062	25.686	23.436	1'44.518	268,2	10:05'28.528

12° 70 J. WHATLEY [1'44.677]							
Lap	Seg1	Seg2	Seg3	Seg4	Lap Time	km/h	Local Time
		58.348	25.924	23.654			9:58'18.974
1	22.784	33.193	25.891	23.706	1'45.574	266,2	10:00'04.548
2	22.616	33.082	25.688	23.584	1'44.970	265,6	10:01'49.518
3	22.485	33.018	25.541	23.633	1'44.677	265,6	10:03'34.195
4	22.429	33.094	25.650	23.568	1'44.741	266,9	10:05'18.936

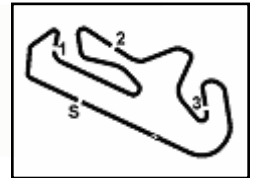
13° 7 F. FARIOLI [1'44.980]							
Lap	Seg1	Seg2	Seg3	Seg4	Lap Time	km/h	Local Time
			29.862	25.111			9:57'12.326
1	22.954	33.758	25.982	23.594	1'46.288	271,6	9:58'58.614
2	22.631	33.318	25.807	23.640	1'45.396	268,2	10:00'44.010
3	22.421	33.273	25.688	23.683	1'45.065	273,6	10:02'29.075
4	22.481	33.082	25.929	24.176	1'45.668	266,9	10:04'14.743
5	22.395	33.168	25.813	23.604	1'44.980	267,6	10:05'59.723

14° 69 T. BOOTH-AMOS [1'45.028]							
Lap	Seg1	Seg2	Seg3	Seg4	Lap Time	km/h	Local Time
		35.473	29.029	29.706			9:57'37.304
1	22.744	33.824	27.314	25.833	1'49.715	263,7	9:59'27.019
2	22.634	33.134	25.971	23.545	1'45.284	263,7	10:01'12.303
3	22.434	33.290	25.876	23.499	1'45.099	272,3	10:02'57.402
4	22.382	33.250	25.799	23.597	1'45.028	272,3	10:04'42.430
5	22.410	33.152	26.280	23.427	1'45.269	267,6	10:06'27.699

29/03/2026 P = Pits In/Out - C = Lap Time Cancelled

These data/results cannot be reproduced, stored and/or transmitted in whole or in part by any manner of electronic, mechanical, photocopying, recording, broadcasting or otherwise now known or herein after developed without the previous express consent by the copyright owner, except for reproduction in daily press and regular printed publications on sale to the public within 60 days of the event related to those data/results and always provided that copyright symbol appears together as follows below.

© DORNA WSBK ORGANIZATION Srl 2026



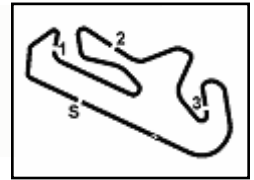
Pirelli Portuguese Round, 27-29 March 2026
Chronological Analysis Warm Up 2

15° 64 F. CARICASULO [1'45.054]								22° 25 O. KONIG [1'45.374]							
Lap	Seg.1	Seg.2	Seg.3	Seg.4	Lap Time	km/h	Local Time	Lap	Seg.1	Seg.2	Seg.3	Seg.4	Lap Time	km/h	Local Time
1	22.657	33.193	26.144	23.312	1'45.306	271,6	9:58'55.407	1	22.758	33.440	25.917	23.806	1'45.921	266,2	9:59'37.321
2	22.467	33.158	26.215	23.779	1'45.619	272,9	10:00'41.026	2	22.705	33.128	25.835	23.727	1'45.395	264,9	10:01'22.716
3	22.791	33.348	25.936	23.645	1'45.720	264,3	10:02'26.746	3	22.735	33.409	25.856	23.751	1'45.751	264,9	10:03'08.467
4	22.519	33.058	25.899	23.578	1'45.054	265,6	10:04'11.800	4	22.664	33.205	25.922	23.771	1'45.562	263,7	10:04'54.029
5	22.419	33.169	25.973	23.605	1'45.166	265,6	10:05'56.966	5	22.637	33.187	25.757	23.793	1'45.374	263,7	10:06'39.403
16° 43 S. JESPERSEN [1'45.090]								23° 32 O. BAYLISS [1'45.428]							
Lap	Seg.1	Seg.2	Seg.3	Seg.4	Lap Time	km/h	Local Time	Lap	Seg.1	Seg.2	Seg.3	Seg.4	Lap Time	km/h	Local Time
1	22.714	34.421	26.550	23.969	1'45.881	273,6	9:57'11.271	1	22.955	33.764	30.394	24.194	1'51.307	261,7	9:58'56.222
2	22.541	33.258	25.748	23.543	1'45.090	272,9	10:00'42.242	2	22.712	33.209	25.949	23.558	1'45.428	268,2	10:00'41.650
3	22.589	33.177	25.686	23.781	1'45.233	278,6	10:02'27.475	3	22.522	33.126	26.230	23.655	1'45.533	272,3	10:02'27.183
4	22.824	33.271	26.125	23.717	1'45.937	277,1	10:04'13.412	4	22.932	33.354	26.231	23.980	1'46.497	263,7	10:04'13.680
5	22.558	33.328	25.843	23.702	1'45.431	263,7	10:05'58.843	5	22.750	33.437	25.994	23.736	1'45.917	266,2	10:05'59.597
17° 20 X. CARDELUS [1'45.115]								24° 57 A. MAHENDRA [1'45.453]							
Lap	Seg.1	Seg.2	Seg.3	Seg.4	Lap Time	km/h	Local Time	Lap	Seg.1	Seg.2	Seg.3	Seg.4	Lap Time	km/h	Local Time
1	22.683	33.571	25.789	23.514	1'45.557	266,9	9:59'10.575	1	22.762	33.969	26.009	23.432	1'46.172	273,6	9:58'58.927
2	22.679	33.291	25.697	23.448	1'45.115	264,3	10:00'55.690	2	22.695	33.744	26.088	23.555	1'46.082	269,6	10:00'45.009
3	22.690	33.426	25.839	23.513	1'45.468	262,4	10:02'41.158	3	22.612	33.165	26.295	23.539	1'45.611	263,7	10:02'30.620
4	22.562	33.178	25.913	23.591	1'45.244	264,3	10:04'26.402	4	22.737	33.389	25.889	23.850	1'45.865	264,9	10:04'16.485
5	22.594	33.360	25.802	23.498	1'45.254	263,7	10:06'11.656	5	22.519	33.357	25.913	23.664	1'45.453	267,6	10:06'01.938
18° 52 J. ALCOBA [1'45.128]								25° 91 B. JIMENEZ [1'45.454]							
Lap	Seg.1	Seg.2	Seg.3	Seg.4	Lap Time	km/h	Local Time	Lap	Seg.1	Seg.2	Seg.3	Seg.4	Lap Time	km/h	Local Time
1	22.739	33.408	25.941	23.653	1'45.741	261,7	9:59'10.537	1	22.648	33.755	25.925	23.597	1'45.925	267,6	9:58'57.969
2	22.475	33.331	25.742	23.580	1'45.128	265,6	10:00'55.665	2	22.587	33.392	25.916	24.027	1'45.922	273,6	10:00'43.891
3	23.173	33.704	26.036	23.796	1'46.709	252,0	10:02'42.374	3	22.815	33.374	25.842	23.555	1'45.586	272,9	10:02'29.477
4	22.499	33.828	25.848	23.662	1'45.837	266,2	10:04'28.211	4	22.834	33.818	26.292	23.993	1'46.937	264,3	10:04'16.414
5	22.413	33.427	25.871	23.690	1'45.401	266,2	10:06'13.612	5	22.410	33.313	25.966	23.765	1'45.454	272,3	10:06'01.868
19° 50 O. VOSTATEK [1'45.153]								26° 10 L. TACCINI [1'46.078]							
Lap	Seg.1	Seg.2	Seg.3	Seg.4	Lap Time	km/h	Local Time	Lap	Seg.1	Seg.2	Seg.3	Seg.4	Lap Time	km/h	Local Time
1	22.675	34.942	26.194	23.794	1'45.554	264,9	9:57'51.030	1	22.793	33.825	26.204	24.004	1'46.826	268,2	9:58'52.308
2	22.568	33.210	25.779	23.596	1'45.153	263,0	10:01'21.737	2	24.437	33.797	26.465	23.894	1'48.593	263,7	10:00'40.901
3	22.623	33.247	25.744	23.555	1'45.169	261,7	10:03'06.906	3	22.768	33.396	26.490	23.766	1'46.420	270,2	10:02'27.321
4	22.518	33.291	25.779	23.701	1'45.289	264,3	10:04'52.195	4	22.596	33.394	26.287	23.801	1'46.078	270,2	10:04'13.399
5	22.617	33.299	25.671	23.626	1'45.213	263,7	10:06'37.408	5	22.890	33.444	25.984	23.965	1'46.283	261,7	10:05'59.682
20° 19 A. KOFLER [1'45.245]								27° 54 R. ROSSI [1'46.091]							
Lap	Seg.1	Seg.2	Seg.3	Seg.4	Lap Time	km/h	Local Time	Lap	Seg.1	Seg.2	Seg.3	Seg.4	Lap Time	km/h	Local Time
1	23.362	33.615	26.718	24.274	1'46.974	262,4	9:57'10.110	1	22.806	34.345	26.959	24.141	1'48.251	270,9	9:59'00.882
2	22.688	33.432	26.249	23.405	1'46.631	262,4	9:58'56.741	2	22.638	33.569	26.219	23.665	1'46.091	272,9	10:00'46.973
3	22.747	33.508	26.041	23.968	1'46.264	270,2	10:02'28.552	3	22.656	33.521	26.760	31.969	1'54.906	274,3	10:02'41.879
4	22.726	33.238	25.845	23.436	1'45.245	263,7	10:04'13.797	4	22.615	34.429	26.068	23.708	1'46.820	266,9	10:04'28.699
5	22.838	34.093	26.028	23.605	1'46.564	271,6	10:06'00.361	5	22.809	33.754	26.610	23.868	1'47.041	272,9	10:06'15.740
21° 77 D. AEGERTER [1'45.337]								28° 88 A. GIOMBINI [1'46.552]							
Lap	Seg.1	Seg.2	Seg.3	Seg.4	Lap Time	km/h	Local Time	Lap	Seg.1	Seg.2	Seg.3	Seg.4	Lap Time	km/h	Local Time
1	22.604	35.297	26.757	23.836	1'46.771	275,7	9:57'13.295	1	23.417	36.595	27.611	26.083	1'54.504	260,5	9:58'59.916
2	22.499	33.324	26.208	23.660	1'45.691	272,9	10:00'45.757	2	22.941	33.576	26.365	23.670	1'46.552	264,3	10:00'46.468
3	22.359	33.197	26.121	23.660	1'45.337	270,9	10:02'31.094	3	22.692	33.857	26.505	23.863	1'46.917	268,9	10:02'33.385
4	22.567	33.458	25.941	23.643	1'45.609	272,9	10:04'16.703								

29/03/2026 P = Pits In/Out - C = Lap Time Cancelled

These data/results cannot be reproduced, stored and/or transmitted in whole or in part by any manner of electronic, mechanical, photocopying, recording, broadcasting or otherwise now known or herein after developed without the previous express consent by the copyright owner, except for reproduction in daily press and regular printed publications on sale to the public within 60 days of the event related to those data/results and always provided that copyright symbol appears together as follows below.

© DORNA WSBK ORGANIZATION Srl 2026



Portimao 4.592 m

3 / 3

Pirelli Portuguese Round, 27-29 March 2026
Chronological Analysis Warm Up 2

4	24.051	36.173	28.220	27.385	1'55.829	263,0	10:04'29.214
5	22.689	33.996	26.824	23.959	1'47.468	268,9	10:06'16.682

29° 31 Y. OKAMOTO [1'47.257]							
Lap	Seg.1	Seg.2	Seg.3	Seg.4	Lap Time	km/h	Local Time
			26.698	29.861			9:57'05.959
1	23.115	34.886	26.255	24.041	1'48.297	269,6	9:58'54.256
2	22.820	33.599	27.130	23.954	1'47.503	265,6	10:00'41.759
3	22.752	33.813	26.614	24.078	1'47.257	275,0	10:02'29.016
4	23.027	33.860	26.373	24.104	1'47.364	266,2	10:04'16.380
5	23.362	33.705	26.390	24.069	1'47.526	269,6	10:06'03.906

30° 73 J. CRETARD [1'47.576]							
Lap	Seg.1	Seg.2	Seg.3	Seg.4	Lap Time	km/h	Local Time
			27.452	23.991			9:57'09.647
1	23.543	34.458	26.487	23.860	1'48.348	263,7	9:58'57.995
2	23.411	33.892	26.736	24.307	1'48.346	263,7	10:00'46.341
3	23.107	34.053	26.565	23.851	1'47.576	260,5	10:02'33.917
4	23.204	33.769	26.723	24.184	1'47.880	261,7	10:04'21.797
5	23.520	34.005	26.633	24.232	1'48.390	255,6	10:06'10.187

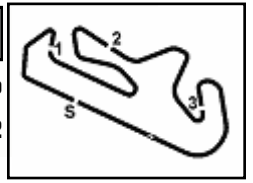
31° 58 M. JESUS [1'47.815]							
Lap	Seg.1	Seg.2	Seg.3	Seg.4	Lap Time	km/h	Local Time
			27.358	24.383			9:57'11.086
1	23.203	35.081	27.302	23.937	1'49.523	256,8	9:59'00.609
2	23.180	34.176	29.161	24.015	1'50.532	259,9	10:00'51.141
3	22.988	34.191	26.696	23.940	1'47.815	254,4	10:02'38.956
4	23.095	34.848	26.730	24.221	1'48.894	254,4	10:04'27.850
5	23.453	34.408	26.680	23.940	1'48.481	252,0	10:06'16.331

32° 22 A. CARRASCO [1'48.152]							
Lap	Seg.1	Seg.2	Seg.3	Seg.4	Lap Time	km/h	Local Time
			27.537	25.040			9:57'06.872
1	23.597	40.536	26.766	24.098	1'54.997	259,2	9:59'01.869
2	23.297	34.351	26.650	24.116	1'48.414	264,9	10:00'50.283
3	23.200	34.233	26.570	24.199	1'48.202	256,8	10:02'38.485
4	23.187	34.903	26.853	24.754	1'49.697	257,4	10:04'28.182
5	22.913	34.088	26.977	24.174	1'48.152	262,4	10:06'16.334

29/03/2026 P = Pits In/Out - C = Lap Time Cancelled

These data/results cannot be reproduced, stored and/or transmitted in whole or in part by any manner of electronic, mechanical, photocopying, recording, broadcasting or otherwise now known or herein after developed without the previous express consent by the copyright owner, except for reproduction in daily press and regular printed publications on sale to the public within 60 days of the event related to those data/results and always provided that copyright symbol appears together as follows below.

© DORNA WSBK ORGANIZATION Srl 2026



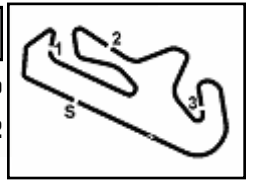
Pirelli Portuguese Round, 27-29 March 2026
Best Laps & Speeds

No.	Rider Bike	Nat	Best Lap		FP		SP		WUP1		RC1		WUP2				
			LL	SPD	LL	SPD	LL	SPD	LL	SPD	LL	SPD	LL	SPD			
1	61 C. ONCU Yamaha YZF-R9	TUR	1'42.670 57 277,8		1'44.218 17 276,4		1'42.670 16 275,0		1'43.947 2 273,6		1'44.622 17 277,8		1'44.141 5 264,3				
2	53 V. DEBISE ZXMOTO 820RR	FRA	1'43.303 53 278,6		1'43.758 13 278,6		1'43.303 13 277,1		1'43.478 5 278,6		1'43.634 17 272,9		1'44.131 5 270,9				
3	94 L. MAHIAS Yamaha YZF-R9	FRA	1'43.357 56 280,0		1'44.271 15 280,0		1'43.357 14 274,3		1'43.939 5 275,7		1'43.837 17 277,8		1'43.836 5 269,6				
4	75 A. ARENAS Yamaha YZF-R9	ESP	1'43.493 52 277,8		1'44.250 14 273,6		1'43.493 16 277,8				1'43.942 17 275,7		1'44.292 5 273,6				
5	65 P. OETTL Ducati Panigale V2	GER	1'43.513 59 286,7		1'44.424 16 280,0		1'43.513 16 283,7		1'43.868 5 286,7		1'43.958 17 282,9		1'44.290 5 275,7				
6	5 J. MASIA Ducati Panigale V2	ESP	1'43.606 56 285,2		1'44.244 15 280,7		1'43.606 14 285,2		1'43.920 5 285,2		1'43.882 17 281,5		1'44.010 5 271,6				
7	6 C. PEROLARI Honda CBR600RR	FRA	1'43.625 53 278,6		1'44.877 11 276,4		1'43.625 15 278,6		1'43.968 5 277,1		1'44.043 17 277,1		1'44.501 5 272,3				
8	37 R. GARCIA Yamaha YZF-R9	ESP	1'43.684 55 283,7		1'44.757 12 274,3		1'43.684 16 274,3		1'43.856 5 283,7		1'43.863 17 281,5		1'44.137 5 264,9				
9	52 J. ALCOBA Kawasaki ZX-6R 636	ESP	1'43.871 48 281,5		1'44.755 6 280,7		1'44.378 15 279,3		1'43.871 5 275,7		1'44.338 17 281,5		1'45.128 5 266,2				
10	16 A. ZACCONE Ducati Panigale V2	ITA	1'43.973 55 284,4		1'45.531 16 280,0		1'44.152 12 280,7		1'44.768 5 284,4		1'43.973 17 282,9		1'44.242 5 271,6				
11	64 F. CARICASULO ZXMOTO 820RR	ITA	1'44.088 56 280,7		1'44.700 14 277,8		1'44.088 15 277,1		1'44.359 5 279,3		1'44.552 17 280,7		1'45.054 5 272,9				
12	11 M. FERRARI Ducati Panigale V2	ITA	1'44.156 56 284,4		1'45.782 14 278,6		1'44.728 16 280,7		1'44.156 5 284,4		1'44.771 17 282,9		1'44.518 4 268,9				
13	69 T. BOOTH-AMOS Triumph Street Triple 765 RS	GBR	1'44.245 55 287,4		1'44.597 15 278,6		1'44.245 13 287,4		1'44.594 5 277,8		1'44.664 17 282,2		1'45.028 5 272,3				
14	40 M. CASADEI Ducati Panigale V2	ITA	1'43.923 49 281,5		1'45.426 8 273,6		1'44.886 14 274,3		1'44.247 5 281,5		1'44.594 17 280,0		1'43.923 5 267,6				
15	70 J. WHATLEY Ducati Panigale V2	GBR	1'44.340 56 282,9		1'44.568 18 279,3		1'44.340 12 273,6		1'44.707 5 280,7		1'44.606 17 282,9		1'44.677 4 266,9				
16	43 S. JESPERSEN Ducati Panigale V2	DEN	1'44.463 59 286,7		1'44.800 16 277,1		1'44.463 16 277,8		1'44.684 5 282,9		1'44.803 17 286,7		1'45.090 5 278,6				
17	20 X. CARDELUS Yamaha YZF-R9	AND	1'44.505 49 282,9		1'45.298 6 275,7		1'44.779 16 277,1		1'44.713 5 272,3		1'44.505 17 282,9		1'45.115 5 266,9				
18	50 O. VOSTATEK Triumph Street Triple 765 RS	CZE	1'44.547 57 282,2		1'44.581 15 275,0		1'44.547 15 282,2		1'44.830 5 281,5		1'44.965 17 281,5		1'45.153 5 264,9				
19	7 F. FARIOLI Yamaha YZF-R9	ITA	1'44.640 61 279,3		1'44.824 17 272,9		1'44.935 17 275,7		1'44.640 5 277,1		1'44.690 17 279,3		1'44.980 5 273,6				
20	57 A. MAHENDRA Yamaha YZF-R9	INA	1'44.650 58 279,3		1'45.747 14 271,6		1'45.181 18 275,0		1'44.784 4 272,3		1'44.650 17 279,3		1'45.453 5 273,6				
21	77 D. AEGERTER Kawasaki ZX-6R 636	SUI	1'44.688 57 283,7		1'45.713 15 278,6		1'44.690 15 280,0		1'45.130 5 280,7		1'44.688 17 283,7		1'45.337 5 277,1				
22	32 O. BAYLISS Triumph Street Triple 765 RS	AUS	1'44.698 50 279,3		1'45.106 13 278,6		1'44.736 14 277,8		1'45.099 5 277,8		1'44.698 13 279,3		1'45.428 5 272,3				
23	19 A. KOFLER Yamaha YZF-R9	AUT	1'44.923 56 278,6		1'45.238 14 277,8		1'44.923 15 270,2		1'45.064 5 277,1		1'45.179 17 278,6		1'45.245 5 271,6				
24	25 O. KONIG Triumph Street Triple 765 RS	CZE	1'45.038 58 278,6		1'45.699 16 272,9		1'45.038 15 273,6		1'45.192 5 275,7		1'45.422 17 278,6		1'45.374 5 266,2				
25	31 Y. OKAMOTO Yamaha YZF-R9	JPN	1'45.067 60 279,3		1'45.460 16 274,3		1'45.125 17 276,4		1'45.307 5 279,3		1'45.067 17 277,8		1'47.257 5 275,0				

29/03/2026

These data/results cannot be reproduced, stored and/or transmitted in whole or in part by any manner of electronic, mechanical, photocopying, recording, broadcasting or otherwise now known or herein after developed without the previous express consent by the copyright owner, except for reproduction in daily press and regular printed publications on sale to the public within 60 days of the event related to those data/results and always provided that copyright symbol appears together as follows below.

© DORNA WSBK ORGANIZATION Srl 2026



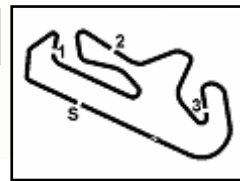
Pirelli Portuguese Round, 27-29 March 2026
Best Laps & Speeds

No.	Rider Bike	Nat	Best Lap		FP		SP		WUP1		RC1		WUP2					
			LL	SPD	LL	SPD	LL	SPD	LL	SPD	LL	SPD	LL	SPD				
26	10 L. TACCINI Ducati Panigale V2	ITA	1'45.095		1'45.589		1'46.001		1'45.301		1'45.095		1'46.078					
			55	280,7	15	280,7	13	279,3	5	277,8	17	280,7	5	270,2				
27	91 B. JIMENEZ Ducati Panigale V2	ESP	1'45.454		1'47.226		1'46.082		1'45.595		1'45.770		1'45.454					
			57	279,3	16	274,3	14	279,3	5	277,8	17	274,3	5	273,6				
28	22 A. CARRASCO Honda CBR600RR	ESP	1'45.624		1'46.792		1'45.624		1'46.316		1'46.321		1'48.152					
			56	276,4	15	275,0	14	272,3	5	275,7	17	276,4	5	264,9				
29	54 R. ROSSI Ducati Panigale V2	ITA	1'45.840		1'46.221		1'46.053		1'45.840		1'46.307		1'46.091					
			58	281,5	15	278,6	16	277,1	5	281,5	17	276,4	5	274,3				
30	88 A. GIOMBINI MV Agusta F3 800 RR	ITA	1'46.552		1'47.333		1'46.705		1'46.772		1'46.832		1'46.552					
			49	278,6	11	270,9	11	278,6	5	277,1	17	275,7	5	268,9				
31	73 J. CRETARO MV Agusta F3 800 RR	ITA	1'46.816		1'46.972		1'46.950		1'47.563		1'46.816		1'47.576					
			52	275,7	13	270,2	15	268,9	2	275,7	17	271,6	5	263,7				
32	58 M. JESUS Honda CBR600RR	POR	1'47.010		1'47.677		1'47.677		1'47.010		1'47.115		1'47.815					
			40	271,6	12	264,9	13	263,7	5	269,6	5	271,6	5	259,9				

29/03/2026

These data/results cannot be reproduced, stored and/or transmitted in whole or in part by any manner of electronic, mechanical, photocopying, recording, broadcasting or otherwise now known or herein after developed without the previous express consent by the copyright owner, except for reproduction in daily press and regular printed publications on sale to the public within 60 days of the event related to those data/results and always provided that copyright symbol appears together as follows below.

© DORNA WSBK ORGANIZATION Srl 2026

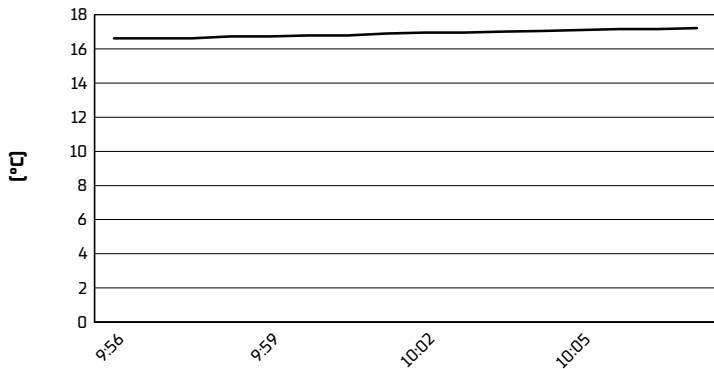


Portimao 4.592 m

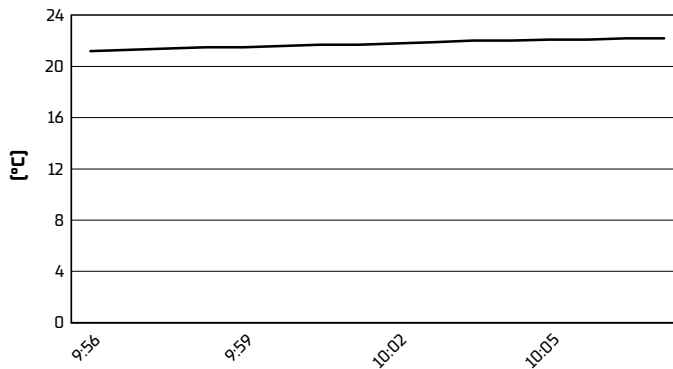
Pirelli Portuguese Round, 27-29 March 2026
Weather Report Warm Up 2

Session started 09:56 - Session ended 10:08


Air Temperature



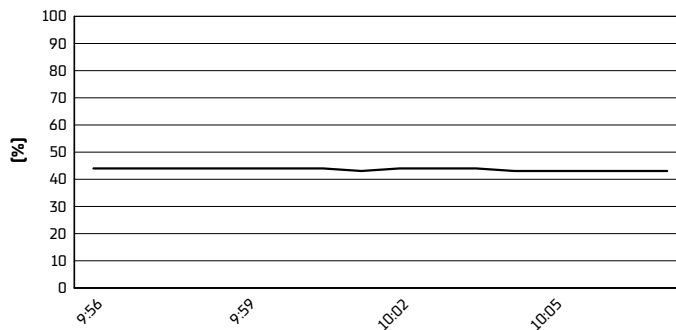
Track Temperature



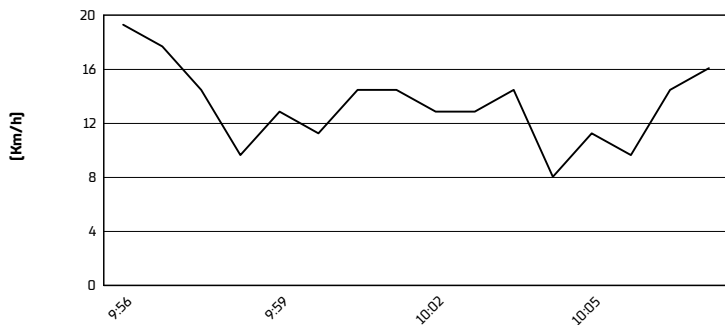
Air Pressure



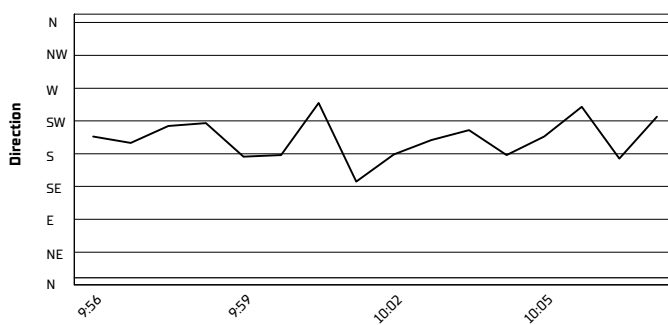
Humidity



Wind Speed



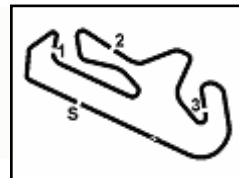
Wind Direction



29/03/2026

These data/results cannot be reproduced, stored and/or transmitted in whole or in part by any manner of electronic, mechanical, photocopying, recording, broadcasting or otherwise now known or herein after developed without the previous express consent by the copyright owner, except for reproduction in daily press and regular printed publications on sale to the public within 60 days of the event related to those data/results and always provided that copyright symbol appears together as follows below.

© DORNA WSBK ORGANIZATION Srl 2026



Portimao 4.592 m

Pirelli Portuguese Round, 27-29 March 2026
Starting Grid - Race 2 [17 Laps x 4,592 km = 78,064 km]

1	1	53 DEBISE V. ZXMOTO 1'43.634 RC1	2	94 MAHIAS L. Yamaha 1'43.837 RC1	3	37 GARCIA R. Yamaha 1'43.863 RC1
2	4	5 MASIA J. Ducati 1'43.882 RC1	5	75 ARENAS A. Yamaha 1'43.942 RC1	6	65 OETTL P. Ducati 1'43.958 RC1
3	7	16 ZACCONE A. Ducati 1'43.973 RC1	8	6 PEROLARI C. Honda 1'44.043 RC1	9	52 ALCOBA J. Kawasaki 1'44.338 RC1
4	10	61 ONCU C. Yamaha 1'42.670 SP	11	64 CARICASULO F. ZXMOTO 1'44.088 SP	12	69 BOOTH-AMOS T. Triumph 1'44.245 SP
5	13	70 WHATLEY J. Ducati 1'44.340 SP	14	43 JESPERSEN S. Ducati 1'44.463 SP	15	50 VOSTATEK O. Triumph 1'44.547 SP
6	16	77 AEGERTER D. Kawasaki 1'44.690 SP	17	11 FERRARI M. Ducati 1'44.728 SP	18	32 BAYLISS O. Triumph 1'44.736 SP
7	19	20 CARDELUS X. Yamaha 1'44.779 SP	20	40 CASADEI M. Ducati 1'44.886 SP	21	19 KOFLER A. Yamaha 1'44.923 SP
8	22	7 FARIOLI F. Yamaha 1'44.935 SP	23	25 KONIG O. Triumph 1'45.038 SP	24	31 OKAMOTO Y. Yamaha 1'45.125 SP
9	25	57 MAHENDRA A. Yamaha 1'45.181 SP	26	22 CARRASCO A. Honda 1'45.624 SP	27	10 TACCINI L. Ducati 1'46.001 SP
10	28	54 ROSSI R. Ducati 1'46.053 SP	29	91 JIMENEZ B. Ducati 1'46.082 SP	30	88 GIOMBINI A. MV Agusta 1'46.705 SP
11	31	73 CRETARO J. MV Agusta 1'46.950 SP	32	58 JESUS M. Honda 1'47.677 SP		

29/03/2026 The Race Director: **Stefano Carloia**

These data/results cannot be reproduced, stored and/or transmitted in whole or in part by any manner of electronic, mechanical, photocopying, recording, broadcasting or otherwise now known or herein after developed without the previous express consent by the copyright owner, except for reproduction in daily press and regular printed publications on sale to the public within 60 days of the event related to those data/results and always provided that copyright symbol appears together as follows below. © DORNA WSBK ORGANIZATION Srl 2026

FICR PERUGIA TIMING

