
**Phillip Island DWO Official Test, 16-17 February 2015**  
**Superbike - Results Tuesday 2nd**

No.	Rider	Nat	Team	Bike	Time	Gap	Rel.	Laps	Speed	
									Avg	Max
1	65 J. REA	GBR	Kawasaki Racing Team	Kawasaki ZX-10R	<b>1'30.880</b>			41	176,078	<b>305,1</b>
2	22 A. LOWES	GBR	VOLTCOM Crescent Suzuki	Suzuki GSX-R1000	<b>1'31.059</b>	0.179	0.179	40	175,732	<b>306,8</b>
3	66 T. SYKES	GBR	Kawasaki Racing Team	Kawasaki ZX-10R	<b>1'31.214</b>	0.334	0.155	29	175,434	<b>300,8</b>
4	91 L. HASLAM	GBR	Aprilia Racing Team - Red Devils	Aprilia RSV4 RF	<b>1'31.384</b>	0.504	0.170	26	175,107	<b>303,4</b>
5	7 C. DAVIES	GBR	Aruba.it Racing-Ducati SBK Team	Ducati Panigale R	<b>1'31.468</b>	0.588	0.084	40	174,946	<b>309,5</b>
6	44 D. SALOM	ESP	Team Pedercini	Kawasaki ZX-10R	<b>1'31.510</b>	0.630	0.042	25	174,866	<b>300,8</b>
7	18 N. TEROL	ESP	Althea Racing	Ducati Panigale R	<b>1'31.593</b>	0.713	0.083	30	174,708	<b>307,7</b>
8	81 J. TORRES	ESP	Aprilia Racing Team - Red Devils	Aprilia RSV4 RF	<b>1'31.629</b>	0.749	0.036	8	174,639	<b>310,3</b>
9	60 M. VD MARK	NED	PATA Honda World Superbike Team	Honda CBR1000RR SP	<b>1'31.942</b>	1.062	0.313	37	174,045	<b>306,8</b>
10	59 N. CANEPA	ITA	Team Hero EBR	EBR 1190 RX	<b>1'32.002</b>	1.122	0.060	20	173,931	<b>291,1</b>
11	1 S. GUINTOLI	FRA	PATA Honda World Superbike Team	Honda CBR1000RR SP	<b>1'32.220</b>	1.340	0.218	23	173,520	<b>305,9</b>
12	15 M. BAIOTTO	ITA	Althea Racing	Ducati Panigale R	<b>1'32.430</b>	1.550	0.210	31	173,126	<b>309,5</b>
13	2 L. CAMIER	GBR	MV Agusta Reparto Corse	MV Agusta 1000 F4	<b>1'32.529</b>	1.649	0.099	24	172,940	<b>299,2</b>
14	36 L. MERCADO	ARG	BARNI Racing Team	Ducati Panigale R	<b>1'32.542</b>	1.662	0.013	10	172,916	<b>300,0</b>
15	20 S. BARRIER	FRA	BMW Motorrad Italia SBK Team	BMW S1000 RR	<b>1'33.129</b>	2.249	0.587	14	171,826	<b>300,8</b>
16	14 R. DE PUNJET	FRA	VOLTCOM Crescent Suzuki	Suzuki GSX-R1000	<b>1'33.137</b>	2.257	0.008	14	171,811	<b>297,5</b>
17	40 R. RAMOS	ESP	Team Go Eleven	Kawasaki ZX-10R	<b>1'33.349</b>	2.469	0.212	31	171,421	<b>294,3</b>
18	12 M. WALTERS	AUS	Team Pedercini	Kawasaki ZX-10R	<b>1'33.354</b>	2.474	0.005	30	171,412	<b>295,1</b>
19	77 J. METCHER	AUS	Race Center - Demolition Plus	Kawasaki ZX-10R	<b>1'33.570</b>	2.690	0.216	28	171,016	<b>293,5</b>
20	51 S. BARRAGÁN	ESP	Grillini SBK Team	Kawasaki ZX-10R	<b>1'34.391</b>	3.511	0.821	30	169,529	<b>285,7</b>
21	72 L. PEGRAM	USA	Team Hero EBR	EBR 1190 RX	<b>1'34.435</b>	3.555	0.044	2	169,450	<b>280,5</b>
22	23 C. PONSSON	FRA	Grillini SBK Team	Kawasaki ZX-10R	<b>1'34.966</b>	4.086	0.531	37	168,502	<b>288,8</b>
23	75 G. RIZMAYER	HUN	BMW Team Toth	BMW S1000 RR	<b>1'35.779</b>	4.899	0.813	21	167,072	<b>290,3</b>
24	10 I. TOTH	HUN	BMW Team Toth	BMW S1000 RR	<b>1'36.177</b>	5.297	0.398	32	166,381	<b>294,3</b>

AIR	Humidity:	55%	Temp:	22°C
TRACK	Condition:	Dry	Temp:	32°C

Lap Record:	2014 C.Davies	1'30.949	175,940	Km/h
Best Lap:	2014 S.Guintoli	1'30.038	177,720	Km/h

 Start  
 17/02/2015 13:35

 End  
 15:37

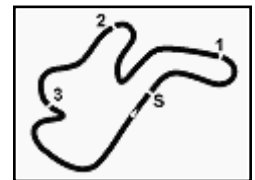
 The results are provisional until the end of the time limit for protests and appeals  
 and the completion of the technical checks.

**FCR PERDUEA TIMING**


Official Tyre Supplier



Official Timekeeper



**Phillip Island DWO Official Test, 16-17 February 2015**  
**Superbike - Results Tuesday 2nd**

**Session Highlights**

13.35.14		Start
13.41.13	Pegram	Technical Problem - Turn 6
13.57.18	Pegram	Entered Pits
14.15.50	Rizmayer	Technical Problem - Turn 11
14.18.37	Mercado	Crashed - Rider OK - Turn 2
14.20.04	Mercado	Entered Pits
14.20.53	Torres	Crashed - Rider OK - Turn 11
14.22.41	Torres	Entered Pits
14.35.13		RED FLAG
14.35.30	Sykes	Crashed - Turn 12
14.36.10	Sykes	Medical Center
14.38.57	Sykes	Entered Pits
14.40.22		Pit Lane will open at: 14.45
14.49.29	Barrier	Crashed - Turn 12
14.49.38	Barrier	Crashed - Rider OK - Turn 12
14.50.37	Barrier	Entered Pits
15.11.58	Davies	Crashed - Rider OK - Turn 4
15.12.10	Davies	Re-joined
15.25.27		WSS - Pit Lane will open at: 15.45
15.26.25	Guintoli	Crashed - Rider OK - Turn 10
15.26.49	Guintoli	Re-joined
15.37.10		End Of Session

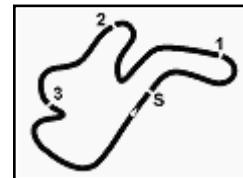
**Fastest Laps Sequence**

No.	Rider	Nat	Team	Bike	Local Time	Time	Gap	Avg
65	J. REA	GBR	Kawasaki Racing Team	Kawasaki ZX-10R	13:36'48.595	<b>1'40.201</b>		159,699
65	J. REA	GBR	Kawasaki Racing Team	Kawasaki ZX-10R	13:38'20.714	<b>1'32.119</b>	-8.082	173,710
65	J. REA	GBR	Kawasaki Racing Team	Kawasaki ZX-10R	13:39'52.369	<b>1'31.655</b>	-0.464	174,589
66	T. SYKES	GBR	Kawasaki Racing Team	Kawasaki ZX-10R	13:39'59.266	<b>1'31.312</b>	-0.343	175,245
66	T. SYKES	GBR	Kawasaki Racing Team	Kawasaki ZX-10R	13:46'16.062	<b>1'31.267</b>	-0.045	175,332
22	A. LOWES	GBR	VOLTCOM Crescent Suzuki	Suzuki GSX-R1000	15:31'21.651	<b>1'31.059</b>	-0.208	175,732
65	J. REA	GBR	Kawasaki Racing Team	Kawasaki ZX-10R	15:35'42.249	<b>1'30.880</b>	-0.179	176,078

17/02/2015 Start  
13:35

End  
15:37

The results are provisional until the end of the time limit for protests and appeals and the completion of the technical checks.



Phillip Island 4.445 m

## Phillip Island DWO Official Test, 16-17 February 2015

### Superbike - Ideal Times Tuesday 2nd

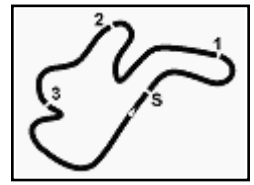
No.	Rider	Nat	Bike	Seg. 1	Seg. 2	Seg. 3	Seg. 4	Seg. 5	Ideal Time	Lap Time	Pos.	Diff.
1	<b>65 J. REA</b>	GBR	Kawasaki ZX-10R	3.251	<b>18.447</b>	26.214	17.399	25.569	<b>1'30.880</b>	1'30.880	1	0.000
2	<b>66 T. SYKES</b>	GBR	Kawasaki ZX-10R	3.276	18.489	26.180	17.362	25.578	<b>1'30.885</b>	1'31.214	3	0.329
3	<b>22 A. LOWES</b>	GBR	Suzuki GSX-R1000	3.221	18.574	26.290	<b>17.337</b>	25.604	<b>1'31.026</b>	1'31.059	2	0.033
4	<b>91 L. HASLAM</b>	GBR	Aprilia RSV4 RF	3.257	18.534	<b>26.127</b>	17.524	25.640	<b>1'31.082</b>	1'31.384	4	0.302
5	<b>81 J. TORRES</b>	ESP	Aprilia RSV4 RF	3.217	18.622	26.518	17.435	<b>25.495</b>	<b>1'31.287</b>	1'31.629	8	0.342
6	<b>7 C. DAVIES</b>	GBR	Ducati Panigale R	3.218	18.545	26.300	17.508	25.737	<b>1'31.308</b>	1'31.468	5	0.160
7	<b>18 N. TEROL</b>	ESP	Ducati Panigale R	<b>3.206</b>	18.643	26.597	17.482	25.513	<b>1'31.441</b>	1'31.593	7	0.152
8	<b>44 D. SALOM</b>	ESP	Kawasaki ZX-10R	3.286	18.572	26.458	17.478	25.693	<b>1'31.487</b>	1'31.510	6	0.023
9	<b>60 M. VD MARK</b>	NED	Honda CBR1000RR SP	3.224	18.582	26.563	17.487	25.763	<b>1'31.619</b>	1'31.942	9	0.323
10	<b>59 N. CANEPA</b>	ITA	EBR 1190 RX	3.373	18.645	26.641	17.434	25.663	<b>1'31.756</b>	1'32.002	10	0.246
11	<b>1 S. GUINTOLI</b>	FRA	Honda CBR1000RR SP	3.232	18.630	26.658	17.580	25.819	<b>1'31.919</b>	1'32.220	11	0.301
12	<b>15 M. BAIOTTO</b>	ITA	Ducati Panigale R	3.235	18.761	26.747	17.639	25.887	<b>1'32.269</b>	1'32.430	12	0.161
13	<b>36 L. MERCADO</b>	ARG	Ducati Panigale R	3.277	18.888	26.634	17.670	25.816	<b>1'32.285</b>	1'32.542	14	0.257
14	<b>2 L. CAMIER</b>	GBR	MV Agusta 1000 F4	3.312	18.822	26.598	17.693	25.916	<b>1'32.341</b>	1'32.529	13	0.188
15	<b>20 S. BARRIER</b>	FRA	BMW S1000 RR	3.285	18.870	26.861	17.670	26.015	<b>1'32.701</b>	1'33.129	15	0.428
16	<b>12 M. WALTERS</b>	AUS	Kawasaki ZX-10R	3.342	18.755	27.171	17.635	26.114	<b>1'33.017</b>	1'33.354	18	0.337
17	<b>14 R. DE PUNIET</b>	FRA	Suzuki GSX-R1000	3.283	18.978	27.124	17.683	26.069	<b>1'33.137</b>	1'33.137	16	0.000
18	<b>40 R. RAMOS</b>	ESP	Kawasaki ZX-10R	3.330	19.039	26.991	17.682	26.138	<b>1'33.180</b>	1'33.349	17	0.169
19	<b>77 J. METCHER</b>	AUS	Kawasaki ZX-10R	3.363	18.956	27.046	17.811	26.161	<b>1'33.337</b>	1'33.570	19	0.233
20	<b>51 S. BARRAGÁN</b>	ESP	Kawasaki ZX-10R	3.439	19.181	27.253	17.966	26.273	<b>1'34.112</b>	1'34.391	20	0.279
21	<b>72 L. PEGRAM</b>	USA	EBR 1190 RX	3.458	19.350	27.280	18.085	26.134	<b>1'34.307</b>	1'34.435	21	0.128
22	<b>23 C. PONSSON</b>	FRA	Kawasaki ZX-10R	3.411	19.331	27.535	17.940	26.673	<b>1'34.890</b>	1'34.966	22	0.076
23	<b>75 G. RIZMAYER</b>	HUN	BMW S1000 RR	3.402	19.504	27.644	18.223	26.795	<b>1'35.568</b>	1'35.779	23	0.211
24	<b>10 I. TOTH</b>	HUN	BMW S1000 RR	3.361	19.620	27.771	18.312	26.978	<b>1'36.042</b>	1'36.177	24	0.135
<b>Overall Ideal Time</b>				<b>3.206</b>	<b>18.447</b>	<b>26.127</b>	<b>17.337</b>	<b>25.495</b>	<b>1'30.612</b>			







WSBK



Phillip Island 4.445 m

Phillip Island DWO Official Test, 16-17 February 2015  
Superbike - Chronological Analysis Tuesday 2nd

Table with columns for Lap, Seg. 1-5, Lap Time, km/h, Local Time. Rows 1-23 for rider 12° M. BAIOTTO.

12° 15 M. BAIOTTO ('132.430)

Table with columns for Lap, Seg. 1-5, Lap Time, km/h, Local Time. Rows 1-31 for rider 13° L. CAMIER.

13° 2 L. CAMIER ('132.529)

Table with columns for Lap, Seg. 1-5, Lap Time, km/h, Local Time. Rows 1-31 for rider 14° R. DE PUNIET.

14° 36 L. MERCADO ('132.542)

Table with columns for Lap, Seg. 1-5, Lap Time, km/h, Local Time. Rows 1-10 for rider 15° S. BARRIER.

15° 20 S. BARRIER ('133.129)

Table with columns for Lap, Seg. 1-5, Lap Time, km/h, Local Time. Rows 1-14 for rider 16° R. DE PUNIET.

16° 14 R. DE PUNIET ('133.137)

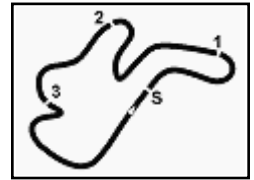
Table with columns for Lap, Seg. 1-5, Lap Time, km/h, Local Time. Rows 1-14 for rider 17° R. RAMOS.

17° 40 R. RAMOS ('133.349)

Table with columns for Lap, Seg. 1-5, Lap Time, km/h, Local Time. Rows 1-30 for rider 18° M. BAIOTTO.

P = Pits In/Out - C = Lap-Time Cancelled





Phillip Island 4.445 m

Phillip Island DWO Official Test, 16-17 February 2015

Superbike - Chronological Analysis Tuesday 2nd

18° 12 M. WALTERS (1'33.354)

Table with 10 columns: Lap, Seg. 1, Seg. 2, Seg. 3, Seg. 4, Seg. 5, Lap Time, km/h, Local Time. Rows 1-30 for rider M. Walters.

19° 77 J. METCHER (1'33.570)

Table with 10 columns: Lap, Seg. 1, Seg. 2, Seg. 3, Seg. 4, Seg. 5, Lap Time, km/h, Local Time. Rows 1-30 for rider J. Metcher.

20° 51 S. BARRAGÁN (1'34.391)

Table with 10 columns: Lap, Seg. 1, Seg. 2, Seg. 3, Seg. 4, Seg. 5, Lap Time, km/h, Local Time. Rows 1-14 for rider S. Barragán.

Table with 10 columns: Lap, Seg. 1, Seg. 2, Seg. 3, Seg. 4, Seg. 5, Lap Time, km/h, Local Time. Rows 15-30 for riders 15-30.

21° 72 L. PEGRAM (1'34.435)

Table with 10 columns: Lap, Seg. 1, Seg. 2, Seg. 3, Seg. 4, Seg. 5, Lap Time, km/h, Local Time. Rows 1-2 for rider L. Pegrám.

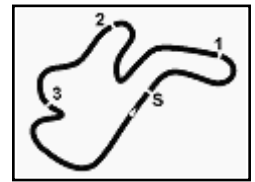
22° 23 C. PONSSON (1'34.966)

Table with 10 columns: Lap, Seg. 1, Seg. 2, Seg. 3, Seg. 4, Seg. 5, Lap Time, km/h, Local Time. Rows 1-37 for rider C. Ponsson.

23° 75 G. RIZMAYER (1'35.779)

Table with 10 columns: Lap, Seg. 1, Seg. 2, Seg. 3, Seg. 4, Seg. 5, Lap Time, km/h, Local Time. Rows 1-18 for rider G. Rizmayer.

P = Pits In/Out - C = Lap-Time Cancelled



Phillip Island 4.445 m

**Phillip Island DWO Official Test, 16-17 February 2015**  
**Superbike - Chronological Analysis Tuesday 2nd**

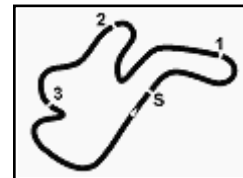
19	3.421	19.988	28.307	19.770	27.628	1'39.114	288.8	15:00'23.122
20	3.432	27.004	35.745	18.670	27.540	1'52.391	287.2	15:02'15.513
21	3.433	19.955	28.733	18.575	27.531	1'38.227	288.0	15:03'53.740

**24° 10 L. TOTH (1'36.177)**

Lap	Seg. 1	Seg. 2	Seg. 3	Seg. 4	Seg. 5	Lap Time	km/h	Local Time
1	<b>3.361</b>	20.216	30.731	19.547	29.096	1'38.065	293.5	13:37'39.091
2	3.375	21.819	28.511	18.792	27.185	1'42.578	291.1	13:39'17.156
3	3.368	19.846	30.734	19.248	27.402	1'37.171	293.5	13:40'59.734
4	3.394	22.310	28.367	18.538	27.052	1'56.877	290.3	13:42'36.905
5	3.381	20.150	36.617	23.612	30.944	1'37.638	290.3	13:44'33.782
6	3.378	19.801	28.276	18.590	27.241	1'36.759	291.9	13:46'11.420
7	3.375	19.741	28.051	18.395	27.134	1'36.730	291.9	13:47'48.179
8	3.392	22.728	18.403	18.403	27.099	13'49.141 P	292.7	13:49'24.909
9			33.140	19.573	12'30.308	2'08.014 P		14:03'14.050
10	3.408	20.273	34.487	27.826	28.874	1'40.015	288.8	14:05'22.064
11	3.391	20.626	29.161	18.863	28.310	1'47.720	290.3	14:07'02.079
12	3.377	20.066	29.581	24.821	29.301	1'36.684	291.9	14:08'49.799
13	3.384	19.722	27.951	<b>18.312</b>	<b>26.978</b>	1'36.811	290.3	14:10'26.483
14	3.406	19.739	28.164	18.424	27.117	1'40.585	289.5	14:12'03.294
15	3.382	19.770	28.068	21.424	27.948	1'36.528	291.9	14:13'43.879
16	3.401	22.860	27.871	18.419	27.086	19'06.435 P	291.1	14:15'20.407
17			32.208	23.203	17'44.763	13'19.437 P		14:34'26.842
18	3.406	22.915	31.152	19.881	29.902	14'59.197	289.5	14:47'46.279
19	3.438	20.350	33.287	19.881	29.357	1'39.411	287.2	15:02'45.476
20	3.424	20.308	29.186	18.682	27.755	1'53.982	288.8	15:04'24.887
21	3.388	21.558	32.787	24.276	33.187	1'42.822	288.0	15:06'18.869
22	3.399	19.902	31.486	18.646	27.744	1'36.908	290.3	15:08'01.691
23	3.393	19.861	28.064	18.447	27.096	1'36.828	290.3	15:09'38.599
24	3.395	19.893	28.015	18.366	27.193	1'37.212	291.1	15:11'15.427
25	3.396	21.921	28.252	18.472	27.200	9'47.954	291.1	15:12'52.639
26			31.672	19.379	9'47.954	11'04.322 P		15:23'56.961
27	3.367	19.742	31.524	19.391	31.640	1'36.441	<b>294.3</b>	15:25'53.944
28	3.391	19.729	27.812	18.409	27.111	1'36.709	289.5	15:27'30.385
29	3.373	<b>19.620</b>	27.982	18.606	27.001	1'36.177	292.7	15:29'07.094
30	3.386	19.654	27.850	18.354	26.980	1'36.177	291.1	15:30'43.271
31	3.388	22.760	<b>27.771</b>	18.334	27.032	1'48.818	291.1	15:32'19.448
32	3.388	19.783	33.519	21.043	28.108	1'37.707	292.7	15:34'08.266
			28.860	18.454	27.222			15:35'45.973

P = Pits In/Out - C = Lap-Time Cancelled

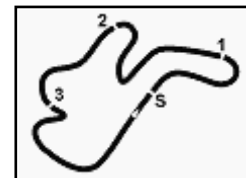




# Phillip Island DWO Official Test, 16-17 February 2015

## Superbike - Results Monday - Tuesday

No.	Rider	Team	Bike	FP 1	FP 2	FP 3	FP 4	Time	Laps
1	<b>22 LOWES</b> Alex (GBR)	VOLTCOM Crescent Suzuki	Suzuki GSX-R1000	1'32.806	1'31.332	<b>1'30.859</b>	1'31.059	<b>1'30.859</b>	116
2	<b>65 REA</b> Jonathan (GBR)	Kawasaki Racing Team	Kawasaki ZX-10R	1'31.663	1'31.752	1'31.465	<b>1'30.880</b>	<b>1'30.880</b>	139
3	<b>81 TORRES</b> Jordi (ESP)	Aprilia Racing Team - Red Devils	Aprilia RSV4 RF	1'32.133	1'31.783	<b>1'30.971</b>	1'31.629	<b>1'30.971</b>	102
4	<b>66 SYKES</b> Tom (GBR)	Kawasaki Racing Team	Kawasaki ZX-10R	1'31.761	1'31.753	<b>1'31.075</b>	1'31.214	<b>1'31.075</b>	127
5	<b>91 HASLAM</b> Leon (GBR)	Aprilia Racing Team - Red Devils	Aprilia RSV4 RF	1'31.980	1'31.692	<b>1'31.102</b>	1'31.384	<b>1'31.102</b>	124
6	<b>7 DAVIES</b> Chaz (GBR)	Aruba.it Racing-Ducati SBK Team	Ducati Panigale R	1'32.512	1'32.114	<b>1'31.296</b>	1'31.468	<b>1'31.296</b>	124
7	<b>44 SALOM</b> David (ESP)	Team Pedercini	Kawasaki ZX-10R	1'32.957	1'32.588	1'31.642	<b>1'31.510</b>	<b>1'31.510</b>	91
8	<b>18 TEROL</b> Nicolas (ESP)	Althea Racing	Ducati Panigale R	1'32.524	1'32.425	1'31.682	<b>1'31.593</b>	<b>1'31.593</b>	110
9	<b>60 VD MARK</b> Michael (NED)	PATA Honda World Superbike Tea	Honda CBR1000RR SP	1'33.325	1'32.408	<b>1'31.854</b>	1'31.942	<b>1'31.854</b>	135
10	<b>34 GIUGLIANO</b> Davide (ITA)	Aruba.it Racing-Ducati SBK Team	Ducati Panigale R	<b>1'31.948</b>	1'31.951			<b>1'31.948</b>	30
11	<b>59 CANEPA</b> Niccolò (ITA)	Team Hero EBR	EBR 1190 RX	1'33.400	1'33.124	1'32.013	<b>1'32.002</b>	<b>1'32.002</b>	92
12	<b>1 GUINTOLI</b> Sylvain (FRA)	PATA Honda World Superbike Tea	Honda CBR1000RR SP	1'32.912	1'32.891	1'32.231	<b>1'32.220</b>	<b>1'32.220</b>	86
13	<b>2 CAMIER</b> Leon (GBR)	MV Agusta Reparto Corse	MV Agusta 1000 F4	1'33.162	1'32.885	<b>1'32.238</b>	1'32.529	<b>1'32.238</b>	102
14	<b>36 MERCADO</b> Leandro (ARG)	BARNI Racing Team	Ducati Panigale R	1'34.489	1'33.565	<b>1'32.239</b>	1'32.542	<b>1'32.239</b>	97
15	<b>20 BARRIER</b> Sylvain (FRA)	BMW Motorrad Italia SBK Team	BMW S1000 RR	1'35.705	1'33.497	<b>1'32.268</b>	1'33.129	<b>1'32.268</b>	83
16	<b>14 DE PUNNET</b> Randy (FRA)	VOLTCOM Crescent Suzuki	Suzuki GSX-R1000	<b>1'32.402</b>			1'33.137	<b>1'32.402</b>	41
17	<b>15 BAIOTTO</b> Matteo (ITA)	Althea Racing	Ducati Panigale R	1'34.077	1'33.477	1'32.761	<b>1'32.430</b>	<b>1'32.430</b>	118
18	<b>40 RAMOS</b> Román (ESP)	Team Go Eleven	Kawasaki ZX-10R	1'35.296	1'34.577	1'33.803	<b>1'33.349</b>	<b>1'33.349</b>	112
19	<b>12 WALTERS</b> Mathew (AUS)	Team Pedercini	Kawasaki ZX-10R	1'35.415	1'34.637	1'34.192	<b>1'33.354</b>	<b>1'33.354</b>	90
20	<b>77 METCHER</b> Jed (AUS)	Race Center - Demolition Plus	Kawasaki ZX-10R	1'35.517	1'34.382	1'35.021	<b>1'33.570</b>	<b>1'33.570</b>	80
21	<b>51 BARRAGÁN</b> Santiago (ESP)	Grillini SBK Team	Kawasaki ZX-10R	1'36.174	1'35.754	<b>1'34.104</b>	1'34.391	<b>1'34.104</b>	109
22	<b>72 PEGRAM</b> Larry (USA)	Team Hero EBR	EBR 1190 RX	1'35.090	1'35.006	<b>1'34.274</b>	1'34.435	<b>1'34.274</b>	98
23	<b>23 PONSSON</b> Christophe (FRA)	Grillini SBK Team	Kawasaki ZX-10R	1'36.760	1'36.607	1'36.743	<b>1'34.966</b>	<b>1'34.966</b>	133
24	<b>75 RIZMAYER</b> Gábor (HUN)	BMW Team Toth	BMW S1000 RR	1'39.306	1'36.500	<b>1'35.351</b>	1'35.779	<b>1'35.351</b>	92
25	<b>10 TOTH</b> Imre (HUN)	BMW Team Toth	BMW S1000 RR	1'46.103	1'36.873	<b>1'36.112</b>	1'36.177	<b>1'36.112</b>	90

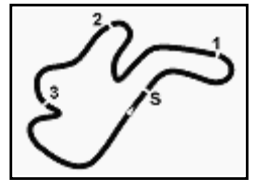


Phillip Island 4.445 m

## Phillip Island DWO Official Test, 16-17 February 2015

### Superbike - Results Tuesday

No.	Rider	Nat	Team	Bike	Sess. 1	Sess. 2	Time	Gap	Rel.	Avg	Laps
1	<b>22 A. LOWES</b>	GBR	VOLTCOM Crescent Suzuki	Suzuki GSX-R1000	<b>1'30.859</b>	1'31.059	<b>1'30.859</b>			176,119	87
2	<b>65 J. REA</b>	GBR	Kawasaki Racing Team	Kawasaki ZX-10R	1'31.465	<b>1'30.880</b>	<b>1'30.880</b>	0.021	0.021	176,078	105
3	<b>81 J. TORRES</b>	ESP	Aprilia Racing Team - Red Devils	Aprilia RSV4 RF	<b>1'30.971</b>	1'31.629	<b>1'30.971</b>	0.112	0.091	175,902	67
4	<b>66 T. SYKES</b>	GBR	Kawasaki Racing Team	Kawasaki ZX-10R	<b>1'31.075</b>	1'31.214	<b>1'31.075</b>	0.216	0.104	175,701	90
5	<b>91 L. HASLAM</b>	GBR	Aprilia Racing Team - Red Devils	Aprilia RSV4 RF	<b>1'31.102</b>	1'31.384	<b>1'31.102</b>	0.243	0.027	175,649	88
6	<b>7 C. DAVIES</b>	GBR	Aruba.it Racing-Ducati SBK Team	Ducati Panigale R	<b>1'31.296</b>	1'31.468	<b>1'31.296</b>	0.437	0.194	175,276	96
7	<b>44 D. SALOM</b>	ESP	Team Pedercini	Kawasaki ZX-10R	1'31.642	<b>1'31.510</b>	<b>1'31.510</b>	0.651	0.214	174,866	65
8	<b>18 N. TEROL</b>	ESP	Althea Racing	Ducati Panigale R	1'31.682	<b>1'31.593</b>	<b>1'31.593</b>	0.734	0.083	174,708	77
9	<b>60 M. VD MARK</b>	NED	PATA Honda World Superbike Team	Honda CBR1000RR SP	<b>1'31.854</b>	1'31.942	<b>1'31.854</b>	0.995	0.261	174,211	102
10	<b>34 D. GIUGLIANO</b>	ITA	Aruba.it Racing-Ducati SBK Team	Ducati Panigale R	<b>1'31.948</b>		<b>1'31.948</b>	1.089	0.094	174,033	27
11	<b>59 N. CANEPA</b>	ITA	Team Hero EBR	EBR 1190 RX	1'32.013	<b>1'32.002</b>	<b>1'32.002</b>	1.143	0.054	173,931	64
12	<b>1 S. GUINTOLI</b>	FRA	PATA Honda World Superbike Team	Honda CBR1000RR SP	1'32.231	<b>1'32.220</b>	<b>1'32.220</b>	1.361	0.218	173,520	62
13	<b>2 L. CAMIER</b>	GBR	MV Agusta Reparto Corse	MV Agusta 1000 F4	<b>1'32.238</b>	1'32.529	<b>1'32.238</b>	1.379	0.018	173,486	75
14	<b>36 L. MERCADO</b>	ARG	BARNI Racing Team	Ducati Panigale R	<b>1'32.239</b>	1'32.542	<b>1'32.239</b>	1.380	0.001	173,484	64
15	<b>20 S. BARRIER</b>	FRA	BMW Motorrad Italia SBK Team	BMW S1000 RR	<b>1'32.268</b>	1'33.129	<b>1'32.268</b>	1.409	0.029	173,430	52
16	<b>14 R. DE PUNIER</b>	FRA	VOLTCOM Crescent Suzuki	Suzuki GSX-R1000	<b>1'32.402</b>	1'33.137	<b>1'32.402</b>	1.543	0.134	173,178	41
17	<b>15 M. BAIOTTO</b>	ITA	Althea Racing	Ducati Panigale R	1'32.761	<b>1'32.430</b>	<b>1'32.430</b>	1.571	0.028	173,126	94
18	<b>40 R. RAMOS</b>	ESP	Team Go Eleven	Kawasaki ZX-10R	1'33.803	<b>1'33.349</b>	<b>1'33.349</b>	2.490	0.919	171,421	82
19	<b>12 M. WALTERS</b>	AUS	Team Pedercini	Kawasaki ZX-10R	1'34.192	<b>1'33.354</b>	<b>1'33.354</b>	2.495	0.005	171,412	72
20	<b>77 J. METCHER</b>	AUS	Race Center - Demolition Plus	Kawasaki ZX-10R	1'35.021	<b>1'33.570</b>	<b>1'33.570</b>	2.711	0.216	171,016	60
21	<b>51 S. BARRAGÁN</b>	ESP	Grillini SBK Team	Kawasaki ZX-10R	<b>1'34.104</b>	1'34.391	<b>1'34.104</b>	3.245	0.534	170,046	76
22	<b>72 L. PEGRAM</b>	USA	Team Hero EBR	EBR 1190 RX	<b>1'34.274</b>	1'34.435	<b>1'34.274</b>	3.415	0.170	169,739	62
23	<b>23 C. PONSSON</b>	FRA	Grillini SBK Team	Kawasaki ZX-10R	1'36.743	<b>1'34.966</b>	<b>1'34.966</b>	4.107	0.692	168,502	98
24	<b>75 G. RIZMAYER</b>	HUN	BMW Team Toth	BMW S1000 RR	<b>1'35.351</b>	1'35.779	<b>1'35.351</b>	4.492	0.385	167,822	64
25	<b>10 I. TOTH</b>	HUN	BMW Team Toth	BMW S1000 RR	<b>1'36.112</b>	1'36.177	<b>1'36.112</b>	5.253	0.761	166,493	59


**Phillip Island DWO Official Test, 16-17 February 2015**
**Superbike - Best Sector & Speed Tuesday 2nd**

Phillip Island 4.445 m

**Best Lap**

1	65 J. REA	Kawasaki ZX-10R	1'30.880
2	22 A. LOWES	Suzuki GSX-R1000	1'31.059
3	66 T. SYKES	Kawasaki ZX-10R	1'31.214
4	91 L. HASLAM	Aorilia RSV4 RF	1'31.384
5	7 C. DAVIES	Ducati Panigale R	1'31.468
6	44 D. SALOM	Kawasaki ZX-10R	1'31.510
7	18 N. TEROL	Ducati Panigale R	1'31.593
8	81 J. TORRES	Aorilia RSV4 RF	1'31.629
9	60 M. VD MARK	Honda CBR1000RR SP	1'31.942
10	59 N. CANEPA	EBR 1190 RX	1'32.002
11	1 S. GUINTOLI	Honda CBR1000RR SP	1'32.220
12	15 M. BAIOTTO	Ducati Panigale R	1'32.430
13	2 L. CAMIER	MV Agusta 1000 F4	1'32.529
14	36 L. MERCADO	Ducati Panigale R	1'32.542
15	20 S. BARRIER	BMW S1000 RR	1'33.129
16	14 R. DE PUNIET	Suzuki GSX-R1000	1'33.137
17	40 R. RAMOS	Kawasaki ZX-10R	1'33.349
18	12 M. WALTERS	Kawasaki ZX-10R	1'33.354
19	77 J. METCHER	Kawasaki ZX-10R	1'33.570
20	51 S. BARRAGÁN	Kawasaki ZX-10R	1'34.391
21	72 L. PEGRAM	EBR 1190 RX	1'34.435
22	23 C. PONSSON	Kawasaki ZX-10R	1'34.966
23	75 G. RIZMAYER	BMW S1000 RR	1'35.779
24	10 I. TOTH	BMW S1000 RR	1'36.177

**Top Speeds**

1	81 J. TORRES	Aprilia RSV4 RF	310.3
2	7 C. DAVIES	Ducati Panigale R	309.5
3	15 M. BAIOTTO	Ducati Panigale R	309.5
4	18 N. TEROL	Ducati Panigale R	307.7
5	22 A. LOWES	Suzuki GSX-R1000	306.8
6	60 M. VD MARK	Honda CBR1000RR SP	306.8
7	1 S. GUINTOLI	Honda CBR1000RR SP	305.9
8	65 J. REA	Kawasaki ZX-10R	305.1
9	91 L. HASLAM	Aorilia RSV4 RF	303.4
10	44 D. SALOM	Kawasaki ZX-10R	300.8
11	20 S. BARRIER	BMW S1000 RR	300.8
12	66 T. SYKES	Kawasaki ZX-10R	300.8
13	36 L. MERCADO	Ducati Panigale R	300.0
14	2 L. CAMIER	MV Agusta 1000 F4	299.2
15	14 R. DE PUNIET	Suzuki GSX-R1000	297.5
16	12 M. WALTERS	Kawasaki ZX-10R	295.1
17	40 R. RAMOS	Kawasaki ZX-10R	294.3
18	10 I. TOTH	BMW S1000 RR	294.3
19	77 J. METCHER	Kawasaki ZX-10R	293.5
20	59 N. CANEPA	EBR 1190 RX	291.1
21	75 G. RIZMAYER	BMW S1000 RR	290.3
22	23 C. PONSSON	Kawasaki ZX-10R	288.8
23	51 S. BARRAGÁN	Kawasaki ZX-10R	285.7
24	72 L. PEGRAM	EBR 1190 RX	280.5

Seg. 1		Seg. 2		Seg. 3		Seg. 4		Seg. 5						
1	18 N. TEROL	3.206	1	65 J. REA	18.447	1	91 L. HASLAM	26.127	1	22 A. LOWES	17.337	1	81 J. TORRES	25.495
2	81 J. TORRES	3.217	2	66 T. SYKES	18.489	2	66 T. SYKES	26.180	2	66 T. SYKES	17.362	2	18 N. TEROL	25.513
3	7 C. DAVIES	3.218	3	91 L. HASLAM	18.534	3	65 J. REA	26.214	3	65 J. REA	17.399	3	65 J. REA	25.569
4	22 A. LOWES	3.221	4	7 C. DAVIES	18.545	4	22 A. LOWES	26.290	4	59 N. CANEPA	17.434	4	66 T. SYKES	25.578
5	60 M. VD MARK	3.224	5	44 D. SALOM	18.572	5	7 C. DAVIES	26.300	5	81 J. TORRES	17.435	5	22 A. LOWES	25.604
6	1 S. GUINTOLI	3.232	6	22 A. LOWES	18.574	6	44 D. SALOM	26.458	6	44 D. SALOM	17.478	6	91 L. HASLAM	25.640
7	15 M. BAIOTTO	3.235	7	60 M. VD MARK	18.582	7	81 J. TORRES	26.518	7	18 N. TEROL	17.482	7	59 N. CANEPA	25.663
8	65 J. REA	3.251	8	81 J. TORRES	18.622	8	60 M. VD MARK	26.563	8	60 M. VD MARK	17.487	8	44 D. SALOM	25.693
9	91 L. HASLAM	3.257	9	1 S. GUINTOLI	18.630	9	18 N. TEROL	26.597	9	7 C. DAVIES	17.508	9	7 C. DAVIES	25.737
10	66 T. SYKES	3.276	10	18 N. TEROL	18.643	10	2 L. CAMIER	26.598	10	91 L. HASLAM	17.524	10	60 M. VD MARK	25.763
11	36 L. MERCADO	3.277	11	59 N. CANEPA	18.645	11	36 L. MERCADO	26.634	11	1 S. GUINTOLI	17.580	11	36 L. MERCADO	25.816
12	14 R. DE PUNIET	3.283	12	12 M. WALTERS	18.755	12	59 N. CANEPA	26.641	12	12 M. WALTERS	17.635	12	1 S. GUINTOLI	25.819
13	20 S. BARRIER	3.285	13	15 M. BAIOTTO	18.761	13	1 S. GUINTOLI	26.658	13	15 M. BAIOTTO	17.639	13	15 M. BAIOTTO	25.887
14	44 D. SALOM	3.286	14	2 L. CAMIER	18.822	14	15 M. BAIOTTO	26.747	14	20 S. BARRIER	17.670	14	2 L. CAMIER	25.916
15	2 L. CAMIER	3.312	15	20 S. BARRIER	18.870	15	20 S. BARRIER	26.861	15	36 L. MERCADO	17.670	15	20 S. BARRIER	26.015
16	40 R. RAMOS	3.330	16	36 L. MERCADO	18.888	16	40 R. RAMOS	26.991	16	40 R. RAMOS	17.682	16	14 R. DE PUNIET	26.069
17	12 M. WALTERS	3.342	17	77 J. METCHER	18.956	17	77 J. METCHER	27.046	17	14 R. DE PUNIET	17.683	17	12 M. WALTERS	26.114
18	10 I. TOTH	3.361	18	14 R. DE PUNIET	18.978	18	14 R. DE PUNIET	27.124	18	2 L. CAMIER	17.693	18	72 L. PEGRAM	26.134
19	77 J. METCHER	3.363	19	40 R. RAMOS	19.039	19	12 M. WALTERS	27.171	19	77 J. METCHER	17.811	19	40 R. RAMOS	26.138
20	59 N. CANEPA	3.373	20	51 S. BARRAGÁN	19.181	20	51 S. BARRAGÁN	27.253	20	23 C. PONSSON	17.940	20	77 J. METCHER	26.161
21	75 G. RIZMAYER	3.402	21	23 C. PONSSON	19.331	21	72 L. PEGRAM	27.280	21	51 S. BARRAGÁN	17.966	21	51 S. BARRAGÁN	26.273
22	23 C. PONSSON	3.411	22	72 L. PEGRAM	19.350	22	23 C. PONSSON	27.535	22	72 L. PEGRAM	18.085	22	23 C. PONSSON	26.673
23	51 S. BARRAGÁN	3.439	23	75 G. RIZMAYER	19.504	23	75 G. RIZMAYER	27.644	23	75 G. RIZMAYER	18.223	23	75 G. RIZMAYER	26.795
24	72 L. PEGRAM	3.458	24	10 I. TOTH	19.620	24	10 I. TOTH	27.771	24	10 I. TOTH	18.312	24	10 I. TOTH	26.978