

Jerez 4.423 m

DWO WorldSBK Official Test, 17 October 2016

World Superbike - Biographical Entry List

No.	Rider (Abbreviation)			Nat	Bike Team	Wins 2016	Podiums 2016	Pole 2016	Races 2016	Tyres
	Age	Date of Birth	Place of Birth							
1	1	REA Jonathan (Rea) 29 02/02/1987	Ballymena	GBR	Kawasaki ZX-10R Kawasaki Racing Team	38 9	86 21	7 1	190 24	Pirelli
2	2	CAMIER Leon (Cam) 30 04/08/1986	Ashford Kent	GBR	MV Agusta 1000 F4 MV Agusta Reparto Corse		9		156 23	Pirelli
3	7	DAVIES Chaz (Dav) 29 10/02/1987	Knighton	GBR	Ducati Panigale R Aruba.it Racing - Ducati	18 9	47 15	3 2	125 24	Pirelli
4	11	AL SULAITI Saeed (AIS) 31 21/03/1985	Doha	QAT	Kawasaki ZX-10R Pedercini Racing				22 22	Pirelli
5	21	REITERBERGER Markus (Rei) 22 09/03/1994	Trostberg	GER	BMW S1000 RR Althea BMW Racing Team				28 22	Pirelli
6	22	LOWES Alex (Low) 26 14/09/1990	Lincoln	GBR	Yamaha YZF R1 Pata Yamaha Official WorldSBK Team		3		76 22	Pirelli
7	34	GIUGLIANO Davide (Giu) 26 28/10/1989	Rome	ITA	Ducati Panigale R Aruba.it Racing - Ducati		14 5	5	112 22	Pirelli
8	50	QUINTOLI Sylvain (Gui) 34 24/06/1982	Montelimar	FRA	Yamaha YZF R1 Pata Yamaha Official WorldSBK Team	9	41	4	168 14	Pirelli
9	56	SEBESTYÉN Péter (Seb) 22 16/05/1994	Budapest	HUN	Yamaha YZF R1 Team Tóth				29 18	Pirelli
10	60	VAN DER MARK Michael (vdM) 23 26/10/1992	Gouda	NED	Honda CBR1000RR SP Honda World Superbike Team		9 6	1 1	50 24	Pirelli
11	66	SYKES Tom (Syk) 31 19/08/1985	Huddersfield	GBR	Kawasaki ZX-10R Kawasaki Racing Team	31 5	83 19	38 8	208 24	Pirelli
12	69	HAYDEN Nicky (Hay) 35 30/07/1981	Owensboro - Kentucky	USA	Honda CBR1000RR SP Honda World Superbike Team	1 1	4 4		26 24	Pirelli
13	81	TORRES Jordi (Tor) 29 27/08/1987	Rubi	ESP	BMW S1000 RR Althea BMW Racing Team	1	4		50 24	Pirelli
14	83	SUCHET Sebastien (Suc)		SUI	Kawasaki ZX-10R Pedercini Racing					
15	93	MYKHALCHYK Illia (Myk)		UKR	Kawasaki ZX-10R Pedercini Racing					Pirelli

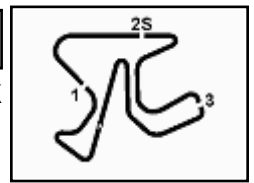
* = Wild Card

These data/results cannot be reproduced, stored and/or transmitted in whole or in part by any manner of electronic, mechanical, photocopying, recording, broadcasting or otherwise now known or herein after developed without the previous express consent by the copyright owner, except for reproduction in daily press and regular printed publications on sale to the public within 60 days of the event related to those data/results and always provided that copyright symbol appears together as follows below.

© DORNA WSBK ORGANIZATION Srl 2016

FICR PERGOIA TINING





DWO WorldSBK Official Test, 17 October 2016

World Superbike - Results Free Practice

Jerez 4.423 m

1 / 2

No.	Rider	Nat	Team	Bike	Time	Gap	Rel.	Laps	Speed	
									Avg	Max
1	1 J. REA	GBR	Kawasaki Racing Team	Kawasaki ZX-10R	1'40.815			56	157,941	271,4
2	66 T. SYKES	GBR	Kawasaki Racing Team	Kawasaki ZX-10R	1'41.056	0.241	0.241	93	157,564	268,0
3	7 C. DAVIES	GBR	Aruba.it Racing - Ducati	Ducati Panigale R	1'41.563	0.748	0.507	62	156,778	269,3
4	50 S. GUINTOLI	FRA	Pata Yamaha Official WorldSBK Team	Yamaha YZF R1	1'41.627	0.812	0.064	70	156,679	269,3
5	69 N. HAYDEN	USA	Honda World Superbike Team	Honda CBR1000RR SP	1'41.740	0.925	0.113	70	156,505	268,7
6	60 M. VAN DER MARK	NED	Honda World Superbike Team	Honda CBR1000RR SP	1'41.748	0.933	0.008	94	156,493	266,7
7	22 A. LOWES	GBR	Pata Yamaha Official WorldSBK Team	Yamaha YZF R1	1'41.895	1.080	0.147	83	156,267	268,7
8	81 J. TORRES	ESP	Althea BMW Racing Team	BMW S1000 RR	1'41.970	1.155	0.075	65	156,152	268,0
9	21 M. REITERBERGER	GER	Althea BMW Racing Team	BMW S1000 RR	1'42.056	1.241	0.086	73	156,020	268,0
10	34 D. GIUGLIANO	ITA	Aruba.it Racing - Ducati	Ducati Panigale R	1'42.247	1.432	0.191	49	155,729	267,3
11	2 L. CAMIER	GBR	MV Agusta Reparto Corse	MV Agusta 1000 F4	1'42.861	2.046	0.614	38	154,799	264,7
12	93 I. MYKHALCHYK	UKR	Pedercini Racing	Kawasaki ZX-10R	1'44.658	3.843	1.797	36	152,141	258,4
13	11 S. AL SULAITI	QAT	Pedercini Racing	Kawasaki ZX-10R	1'45.130	4.315	0.472	53	151,458	264,7
14	56 P. SEBESTYÉN	HUN	Team Tóth	Yamaha YZF R1	1'45.411	4.596	0.281	21	151,054	264,1
15	83 S. SUCHET	SUI	Pedercini Racing	Kawasaki ZX-10R	1'46.391	5.576	0.980	25	149,663	260,2

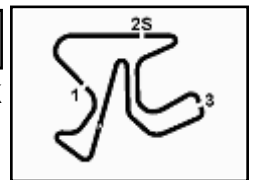
These data/results cannot be reproduced, stored and/or transmitted in whole or in part by any manner of electronic, mechanical, photocopying, recording, broadcasting or otherwise now known or herein after developed without the previous express consent by the copyright owner, except for reproduction in daily press and regular printed publications on sale to the public within 60 days of the event related to those data/results and always provided that copyright symbol appears together as follows below.

© DORNA WSBK ORGANIZATION Srl 2016

	Start	End	The results are provisional until the end of the time limit for protests and appeals
17/10/2016	10:00	18:01	and the completion of the technical checks.

FICR PEDERCINI TIMING





DWO WorldSBK Official Test, 17 October 2016

World Superbike - Results Free Practice

Session Highlights

09.47.56		Team Pedercini and Toth in Race Control
10.00.26		Start
11.09.01	Reiterberger	Check Transponder
11.09.57	Reiterberger	BLACK FLAG - Transponder not working in all s
11.33.09	Mykhalchyk	Technical Problem - Turn 10
12.45.07	Mykhalchyk	Crashed - Turn 1
13.45.13	Al Sulaiti	Crashed - Turn 1
15.16.58	Lowes	Check Transponder Battery
15.43.09	Torres	On the Gravel - Turn 13
15.43.24	Torres	Re-joined
15.52.32	Giugliano	Crashed - Turn 1
15.54.04	Giugliano	Re-joined
16.25.29	Sykes	Technical Problem - Turn 1
16.25.35	Sykes	Technical Problem - Finish Line
17.38.48	Reiterberger	On the Gravel - Turn 10
17.39.31	Reiterberger	Re-joined
18.01.43		End Of Session

Fastest Laps Sequence

No.	Rider	Nat	Team	Bike	Local Time	Time	Gap	Avg
22	A. LOWES	GBR	Pata Yamaha Official WorldSBK Team	Yamaha YZF R1	10:02'38.593	1'57.022		136,067
22	A. LOWES	GBR	Pata Yamaha Official WorldSBK Team	Yamaha YZF R1	10:04'21.755	1'43.162	-13.860	154,348
22	A. LOWES	GBR	Pata Yamaha Official WorldSBK Team	Yamaha YZF R1	10:06'04.311	1'42.556	-0.606	155,260
60	M. VAN DER MARK	NED	Honda World Superbike Team	Honda CBR1000RR SP	10:13'39.131	1'42.432	-0.124	155,448
66	T. SYKES	GBR	Kawasaki Racing Team	Kawasaki ZX-10R	10:14'48.605	1'42.410	-0.022	155,481
60	M. VAN DER MARK	NED	Honda World Superbike Team	Honda CBR1000RR SP	10:15'21.491	1'42.360	-0.050	155,557
66	T. SYKES	GBR	Kawasaki Racing Team	Kawasaki ZX-10R	10:16'30.353	1'41.748	-0.612	156,493
66	T. SYKES	GBR	Kawasaki Racing Team	Kawasaki ZX-10R	12:16'42.363	1'41.601	-0.147	156,719
7	C. DAVIES	GBR	Aruba.it Racing - Ducati	Ducati Panigale R	16:35'09.551	1'41.563	-0.038	156,778
1	J. REA	GBR	Kawasaki Racing Team	Kawasaki ZX-10R	17:02'11.374	1'40.815	-0.748	157,941

These data/results cannot be reproduced, stored and/or transmitted in whole or in part by any manner of electronic, mechanical, photocopying, recording, broadcasting or otherwise now known or herein after developed without the previous express consent by the copyright owner, except for reproduction in daily press and regular printed publications on sale to the public within 60 days of the event related to those data/results and always provided that copyright symbol appears together as follows below.

© DORNA WSBK ORGANIZATION Srl 2016

Start	End	The results are provisional until the end of the time limit for protests and appeals
17/10/2016 10:00	18:01	and the completion of the technical checks.

DWO WorldSBK Official Test, 17 October 2016 World Superbike - Best Sector & Speed Free Practice

Jerez 4.423 m

Best Lap

1	1 J. REA	Kawasaki ZX-10R	1'40.815
2	66 T. SYKES	Kawasaki ZX-10R	1'41.056
3	7 C. DAVIES	Ducati Panigale R	1'41.563
4	50 S. GUINTOLI	Yamaha YZF R1	1'41.627
5	69 N. HAYDEN	Honda CBR1000RR SP	1'41.740
6	60 M. VAN DER MARK	Honda CBR1000RR SP	1'41.748
7	22 A. LOWES	Yamaha YZF R1	1'41.895
8	81 J. TORRES	BMW S1000 RR	1'41.970
9	21 M. REITERBERGER	BMW S1000 RR	1'42.056
10	34 D. GIUGLIANO	Ducati Panigale R	1'42.247
11	2 L. CAMIER	MV Austa 1000 F4	1'42.861
12	93 I. MYKHALCHYK	Kawasaki ZX-10R	1'44.658
13	11 S. AL SULAITI	Kawasaki ZX-10R	1'45.130
14	56 P. SEBESTYÉN	Yamaha YZF R1	1'45.411
15	83 S. SUCHET	Kawasaki ZX-10R	1'46.391

Best Sector & Speed

1	1 J. REA	Kawasaki ZX-10R	271.4
2	50 S. GUINTOLI	Yamaha YZF R1	269.3
3	7 C. DAVIES	Ducati Panigale R	269.3
4	69 N. HAYDEN	Honda CBR1000RR SP	268.7
5	22 A. LOWES	Yamaha YZF R1	268.7
6	66 T. SYKES	Kawasaki ZX-10R	268.0
7	81 J. TORRES	BMW S1000 RR	268.0
8	21 M. REITERBERGER	BMW S1000 RR	268.0
9	34 D. GIUGLIANO	Ducati Panigale R	267.3
10	60 M. VAN DER MARK	Honda CBR1000RR SP	266.7
11	11 S. AL SULAITI	Kawasaki ZX-10R	264.7
12	2 L. CAMIER	MV Austa 1000 F4	264.7
13	56 P. SEBESTYÉN	Yamaha YZF R1	264.1
14	83 S. SUCHET	Kawasaki ZX-10R	260.2
15	93 I. MYKHALCHYK	Kawasaki ZX-10R	258.4

Seg. 1

1	1 J. REA	25.202
2	66 T. SYKES	25.207
3	50 S. GUINTOLI	25.233
4	7 C. DAVIES	25.331
5	81 J. TORRES	25.381
6	22 A. LOWES	25.388
7	69 N. HAYDEN	25.406
8	21 M. REITERBERGE	25.408
9	60 M. VAN DER MARK	25.473
10	34 D. GIUGLIANO	25.474
11	2 L. CAMIER	25.623
12	11 S. AL SULAITI	26.293
13	93 I. MYKHALCHYK	26.307
14	56 P. SEBESTYÉN	26.320
15	83 S. SUCHET	26.356

Seg. 2

1	1 J. REA	14.800
2	66 T. SYKES	14.819
3	69 N. HAYDEN	14.878
4	50 S. GUINTOLI	14.909
5	21 M. REITERBERGE	14.915
6	22 A. LOWES	14.922
7	7 C. DAVIES	14.924
8	60 M. VAN DER MARK	14.930
9	81 J. TORRES	14.969
10	34 D. GIUGLIANO	15.016
11	2 L. CAMIER	15.108
12	11 S. AL SULAITI	15.240
13	56 P. SEBESTYÉN	15.268
14	93 I. MYKHALCHYK	15.417
15	83 S. SUCHET	15.449

Seg. 3

1	1 J. REA	30.000
2	66 T. SYKES	30.015
3	22 A. LOWES	30.140
4	69 N. HAYDEN	30.163
5	7 C. DAVIES	30.170
6	50 S. GUINTOLI	30.226
7	60 M. VAN DER MARK	30.276
8	34 D. GIUGLIANO	30.284
9	81 J. TORRES	30.347
10	21 M. REITERBERGE	30.414
11	2 L. CAMIER	30.583
12	11 S. AL SULAITI	31.324
13	83 S. SUCHET	31.376
14	56 P. SEBESTYÉN	31.417
15	93 I. MYKHALCHYK	31.484

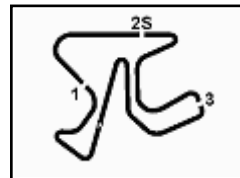
Seg. 4

1	1 J. REA	30.813
2	7 C. DAVIES	31.007
3	66 T. SYKES	31.009
4	60 M. VAN DER MARK	31.059
5	81 J. TORRES	31.080
6	69 N. HAYDEN	31.090
7	21 M. REITERBERGE	31.196
8	50 S. GUINTOLI	31.233
9	22 A. LOWES	31.264
10	34 D. GIUGLIANO	31.288
11	2 L. CAMIER	31.502
12	11 S. AL SULAITI	32.172
13	56 P. SEBESTYÉN	32.215
14	93 I. MYKHALCHYK	32.305
15	83 S. SUCHET	32.412

17/10/2016

These data/results cannot be reproduced, stored and/or transmitted in whole or in part by any manner of electronic, mechanical, photocopying, recording, broadcasting or otherwise now known or herein after developed without the previous express consent by the copyright owner, except for reproduction in daily press and regular printed publications on sale to the public within 60 days of the event related to those data/results and always provided that copyright symbol appears together as follows below.

© DORNA WSBK ORGANIZATION Srl 2016



DWO WorldSBK Official Test, 17 October 2016

World Superbike - Ideal Times Free Practice

Jerez 4.423 m

1 / 1

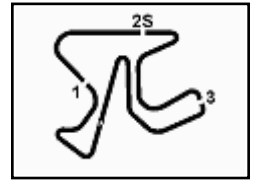
No.	Rider	Nat	Bike	Seg. 1	Seg. 2	Seg. 3	Seg. 4	Ideal Time		
				Diff. 1	Diff. 2	Diff. 3	Diff. 4	Best Lap	Pos.	Diff.
1	1 J. REA	GBR	Kawasaki ZX-10R	25.202	14.800	30.000	30.813	1'40.815		
2	66 T. SYKES	GBR	Kawasaki ZX-10R	25.207	14.819	30.015 0.006	31.009	1'41.050	1	0.000
3	7 C. DAVIES	GBR	Ducati Panigale R	25.331 0.070	14.924	30.170 0.061	31.007	1'41.432	2	0.006
4	69 N. HAYDEN	USA	Honda CBR1000RR SP	25.406 0.003	14.878 0.055	30.163	31.090 0.145	1'41.537	3	0.131
5	50 S. GUINTOLI	FRA	Yamaha YZF R1	25.233	14.909 0.026	30.226	31.233	1'41.601	5	0.203
6	22 A. LOWES	GBR	Yamaha YZF R1	25.388 0.117	14.922 0.025	30.140	31.264 0.039	1'41.627	4	0.026
7	60 M. VAN DER MARK	NED	Honda CBR1000RR SP	25.473	14.930 0.010	30.276	31.059	1'41.714	7	0.181
8	81 J. TORRES	ESP	BMW S1000 RR	25.473	14.930 0.010	30.276	31.059	1'41.738	6	0.010
8	81 J. TORRES	ESP	BMW S1000 RR	25.381 0.118	14.969 0.075	30.347	31.080	1'41.777	8	0.193
9	21 M. REITERBERGER	GER	BMW S1000 RR	25.408 0.076	14.915 0.043	30.414	31.196 0.004	1'41.933	9	0.123
10	34 D. GIUGLIANO	ITA	Ducati Panigale R	25.474 0.024	15.016 0.102	30.284 0.059	31.288	1'42.062	10	0.185
11	2 L. CAMIER	GBR	MV Agusta 1000 F4	25.623	15.108	30.583	31.502 0.045	1'42.816	11	0.045
12	11 S. AL SULAITI	QAT	Kawasaki ZX-10R	26.293	15.240	31.324 0.093	32.172 0.008	1'45.029	13	0.101
13	56 P. SEBESTYÉN	HUN	Yamaha YZF R1	26.320 0.022	15.268 0.115	31.417 0.054	32.215	1'45.220	14	0.191
14	83 S. SUCHET	SUI	Kawasaki ZX-10R	26.356 0.335	15.449 0.139	31.376 0.324	32.412	1'45.593	15	0.798
Overall Ideal Time				25.202	14.800	30.000	30.813	1'40.815		

17/10/2016

These data/results cannot be reproduced, stored and/or transmitted in whole or in part by any manner of electronic, mechanical, photocopying, recording, broadcasting or otherwise now known or herein after developed without the previous express consent by the copyright owner, except for reproduction in daily press and regular printed publications on sale to the public within 60 days of the event related to those data/results and always provided that copyright symbol appears together as follows below.
 © DORNA WSBK ORGANIZATION Srl 2016

PIRELLI PERDOLA TUNING





DWO WorldSBK Official Test, 17 October 2016 World Superbike - Chronological Analysis Free Practice

Jerez 4.423 m

1 / 7

1° 1 J. REA (1'40.815)

Lap	Seq. 1	Seq. 2	Seq. 3	Seq. 4	Lap Time	km/h	Local Time
1	33.286	15.431	32.053	32.068	1'52.838 P	265.4	11:27'21.608
2	25.596	14.883	30.506	31.397	1'42.382	269.3	11:30'56.890
3	27.946	15.266	30.629	31.421	1'45.262	268.0	11:32'42.152
4	25.476	14.939	30.348	31.110	1'41.873	270.7	11:34'24.025
5	25.579	14.902	30.631	31.147	1'42.259	270.7	11:36'06.284
6	25.424	14.910	30.420	31.155	1'41.909	269.3	11:37'48.193
7	28.184	16.710	32.959	31.729	1'49.582	216.4	11:39'37.775
8	25.534	14.885	30.336	31.175	1'41.930	271.4	11:41'19.705
9	27.254	15.273	33.011	56'41.737	57'57.275 P	269.3	12:39'16.980
10	30.720	15.451	30.870	31.387	1'48.428 P	265.4	12:41'05.408
11	25.913	15.014	30.404	31.148	1'42.479	268.7	12:42'47.887
12	25.589	14.905	30.394	31.128	1'42.016	269.3	12:44'29.903
13	25.522	14.949	30.353	31.113	1'41.937	267.3	12:46'11.840
14	27.918	15.285	30.777	30'47.531	32'01.511 P	269.3	13:18'13.351
15	36.608	15.137	30.653	31.358	1'53.756 P	268.7	13:20'07.107
16	25.661	14.954	30.528	31.189	1'42.332	270.7	13:21'49.439
17	25.653	15.020	30.591	31.423	1'42.687	266.7	13:23'32.126
18	25.838	15.043	30.559	31.277	1'42.717	267.3	13:25'14.843
19	27.666	16.154	31.800	1:33'53.157	1:35'08.777 P	264.7	15:00'23.620
20	31.948	15.362	31.700	31.666	1'50.676 P	265.4	15:02'14.296
21	25.788	15.118	30.657	31.378	1'42.941	265.4	15:03'57.237
22	26.005	15.063	30.574	31.330	1'42.972	266.7	15:05'40.209
23	25.839	15.074	30.497	31.687	1'43.097	268.0	15:07'23.306
24	27.422	15.710	33.261	7'06.594	8'22.987 P	266.0	15:15'46.293
25	32.676	15.200	33.893	31.436	1'53.205 P	268.7	15:17'39.498
26	25.539	14.966	30.446	31.289	1'42.240	269.3	15:19'21.738
27	25.619	14.973	30.505	31.267	1'42.364	268.7	15:21'04.102
28	25.623	14.933	30.540	31.331	1'42.427	270.7	15:22'46.529
29	27.392	15.261	31.338	20'25.966	21'39.957 P	267.3	15:44'26.486
30	33.246	15.220	30.999	31.590	1'51.055 P	266.7	15:46'17.541
31	25.563	14.945	30.361	31.269	1'42.138	269.3	15:47'59.679
32	25.605	15.014	30.323	31.293	1'42.235	268.0	15:49'41.914
33	25.700	14.966	30.429	31.309	1'42.404	268.0	15:51'24.318
34	28.846	15.505	30.790	20'33.183	21'48.324 P	268.7	16:13'12.642
35	33.394	15.258	31.266	31.431	1'51.349 P	264.7	16:15'03.991
36	25.687	15.040	30.495	31.222	1'42.444	268.0	16:16'46.435
37	25.730	15.019	30.477	31.262	1'42.488	264.7	16:18'28.923
38	25.606	14.956	30.453	31.285	1'42.300	268.0	16:20'11.223
39	27.204	16.049	31.595	12'07.224	13'22.072 P	261.5	16:33'33.295
40	31.744	15.398	31.085	31.541	1'49.768 P	262.8	16:35'23.063
41	25.626	15.134	30.639	31.336	1'42.735	266.0	16:37'05.798
42	25.671	15.107	30.802	12'08.967	13'20.547 P	265.4	16:50'26.345
43	31.893	15.132	30.452	31.224	1'48.701 P	267.3	16:52'15.046
44	25.380	14.900	30.227	31.116	1'41.623	268.0	16:53'56.669
45	25.403	14.917	30.239	31.121	1'41.680	268.0	16:55'38.349
46	26.682	15.469	30.833	1'51.369	3'04.353 P	267.3	16:58'42.702
47	31.030	15.097	30.688	31.042	1'47.857 P	267.3	17:00'30.559
48	25.202	14.800	30.000	30.813	1'40.815	268.0	17:02'11.374
49	25.358	14.894	30.098	30.946	1'41.296	266.7	17:03'52.670
50	25.385	14.829	30.111	31.098	1'41.423	270.0	17:05'34.093
51	25.478	14.938	30.277	31.166	1'41.859	266.0	17:07'15.952
52	25.414	14.884	30.230	31.189	1'41.717	268.7	17:08'57.669
53	27.525	15.980	31.432	32'52.356	34'07.293 P	259.6	17:43'04.962
54	30.469	15.139	30.592	31.300	1'47.500 P	267.3	17:44'52.462
55	25.346	14.864	30.238	31.141	1'41.589	268.7	17:46'34.051
56	25.444	14.889	30.178	31.059	1'41.570	268.7	17:48'15.621

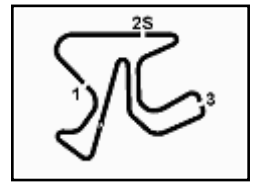
2° 66 T. SYKES (1'41.056)

Lap	Seq. 1	Seq. 2	Seq. 3	Seq. 4	Lap Time	km/h	Local Time
1	37.415	16.181	33.490	32.773	1'59.859 P	226.4	10:09'21.707
2	26.041	15.394	31.516	31.678	1'44.629	263.4	10:11'21.566
3	25.752	14.934	30.303	31.421	1'42.410	266.0	10:13'06.195
4	25.394	14.978	30.152	31.224	1'41.748	266.0	10:14'48.605
5	26.267	15.451	31.133	32.003	1'44.854	264.1	10:16'30.353
6	25.496	14.988	30.206	31.327	1'42.017	266.7	10:18'15.207
7	29.189	15.570	31.671	14'01.376	15'17.806 P	253.5	10:19'57.224
8	30.586	15.286	31.920	31.961	1'49.753 P	263.4	10:35'15.030
9	25.540	14.953	30.249	31.316	1'42.058	267.3	10:37'04.783
10	26.627	15.410	31.067	31.977	1'45.081	265.4	10:38'46.841
							10:40'31.922

P = Pits In/Out - C = Lap-Time Cancelled

These data/results cannot be reproduced, stored and/or transmitted in whole or in part by any manner of electronic, mechanical, photocopying, recording, broadcasting or otherwise now known or herein after developed without the previous express consent by the copyright owner, except for reproduction in daily press and regular printed publications on sale to the public within 60 days of the event related to those data/results and always provided that copyright symbol appears together as follows below.

© DORNA WSBK ORGANIZATION Srl 2016



Jerez 4.423 m

DWO WorldSBK Official Test, 17 October 2016 World Superbike - Chronological Analysis Free Practice

70 25.546 14.966 30.366 31.342 1'42.220 268.7 17:53'48.315

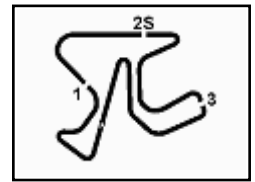
5° 69 N. HAYDEN (1'41.740)

Lap	Seq. 1	Seq. 2	Seq. 3	Seq. 4	Lap Time	km/h	Local Time
1	34.783	16.261	33.123	33.095	1'57.262 P	261.5	10:13'49.994
2	26.488	15.199	31.100	31.821	1'44.608	266.7	10:15'34.602
3	25.735	14.976	30.829	31.628	1'43.168	266.7	10:17'17.770
4	25.675	14.878	30.847	31.625	1'43.025	268.7	10:19'00.795
5	25.555	14.890	30.479	31.444	1'42.368	268.7	10:20'43.163
6	28.097	15.327	31.578	31'23.149	32'38.151 P	266.7	10:53'21.314
7	35.312	15.975	32.478	32.288	1'56.053 P	263.4	10:55'17.367
8	26.105	15.092	30.954	32.053	1'44.204	268.0	10:57'01.571
9	25.833	15.010	30.781	31.523	1'43.147	264.7	10:58'44.718
10	25.729	14.970	30.634	31.633	1'42.966	264.1	11:00'27.684
11	25.518	15.003	30.490	31.541	1'42.552	266.7	11:02'10.236
12	27.340	15.616	31.475	21'10.964	22'25.395 P	264.7	11:24'35.631
13	35.898	15.837	32.597	32.312	1'56.644 P	264.7	11:26'32.275
14	26.158	15.150	30.890	31.712	1'43.910	266.7	11:28'16.185
15	26.040	15.053	31.107	31.851	1'44.051	266.0	11:30'00.236
16	25.901	15.053	30.648	31.629	1'43.231	266.7	11:31'43.467
17	27.449	15.284	31.532	18'39.913	19'54.178 P	265.4	11:51'37.645
18	34.692	15.851	31.527	31.877	1'53.947 P	261.5	11:53'31.592
19	25.577	14.955	30.467	31.350	1'42.349	264.7	11:55'13.941
20	25.596	14.948	30.344	31.265	1'42.153	266.0	11:56'56.094
21	26.132	15.028	30.684	31.611	1'43.455	268.7	11:58'39.549
22	25.537	15.036	30.400	31.211	1'42.184	266.0	12:00'21.733
23	27.464	15.625	31.329	2:06'03.983	2:07'18.401 P	260.9	14:07'40.134
24	34.393	15.884	32.544	32.366	1'55.187 P	259.6	14:09'35.321
25	26.081	15.127	30.729	31.714	1'43.651	265.4	14:11'18.972
26	25.898	15.055	30.536	31.561	1'43.050	266.0	14:13'02.022
27	25.863	15.032	30.505	31.626	1'43.026	264.1	14:14'45.048
28	29.493	15.485	31.092	5'50.161	7'06.231 P	263.4	14:21'51.279
29	32.839	15.617	31.608	32.224	1'52.288 P	261.5	14:23'43.567
30	25.594	15.065	30.296	31.311	1'42.266	264.1	14:25'25.833
31	25.560	15.030	30.523	31.434	1'42.547	264.1	14:27'08.380
32	25.870	15.145	30.538	31.423	1'42.976	264.7	14:28'51.356
33	26.851	15.476	31.563	10'56.925	12'10.815 P	259.0	14:41'02.171
34	35.178	15.723	32.333	32.125	1'55.359 P	260.9	14:42'57.530
35	25.883	15.152	30.806	31.643	1'43.484	264.7	14:44'41.014
36	25.620	15.085	30.519	31.344	1'42.568	263.4	14:46'23.582
37	25.616	15.096	30.484	31.491	1'42.687	264.1	14:48'06.269
38	27.142	15.450	31.390	11'11.573	12'25.555 P	265.4	15:00'31.824
39	31.285	15.457	31.582	32.024	1'50.348 P	262.8	15:02'22.172
40	25.533	14.945	30.224	31.246	1'41.948	265.4	15:04'04.120
41	25.522	14.944	30.279	31.379	1'42.124	266.0	15:05'46.244
42	25.770	15.131	30.460	31.365	1'42.726	265.4	15:07'28.970
43	26.656	15.276	31.578	13'22.436	14'35.946 P	262.1	15:22'04.916
44	31.804	15.461	31.375	32.082	1'50.722 P	265.4	15:23'55.638
45	25.409	14.933	30.163	31.235	1'41.740	265.4	15:25'37.378
46	25.563	14.969	30.322	31.294	1'42.148	264.1	15:27'19.526
47	25.738	15.056	30.481	31.304	1'42.579	265.4	15:29'02.105
48	27.478	15.563	31.173	27'14.217	28'28.431 P	261.5	15:57'30.536
49	34.403	15.781	32.243	32.201	1'54.628 P	263.4	15:59'25.164
50	25.938	15.113	30.599	31.603	1'43.253	264.7	16:01'08.417
51	25.540	14.985	30.290	31.174	1'41.989	266.0	16:02'50.406
52	25.605	15.087	30.418	31.252	1'42.362	268.0	16:04'32.768
53	25.441	14.995	30.490	31.363	1'42.289	266.0	16:06'15.057
54	26.902	15.311	31.345	22'07.123	23'20.681 P	264.1	16:29'35.738
55	33.601	15.904	31.658	32.127	1'53.290 P	257.1	16:31'29.028
56	25.699	15.110	30.573	31.556	1'42.938	264.7	16:33'11.966
57	25.638	15.083	30.431	31.469	1'42.621	266.0	16:34'54.587
58	26.142	15.050	30.849	32.342	1'44.383	264.1	16:36'38.970
59	26.516	15.509	31.566	16'46.465	18'00.056 P	264.7	16:54'39.026
60	31.306	15.635	31.610	32.051	1'50.602 P	265.4	16:56'29.628
61	25.406	14.993	30.347	31.661	1'42.407	265.4	16:58'12.035
62	25.459	14.988	30.391	31.423	1'42.261	266.7	16:59'54.296
63	26.192	15.226	31.126	31.466	1'44.010	262.1	17:01'38.306
64	26.398	15.282	31.263	8'19.466	9'32.409 P	265.4	17:11'10.715
65	35.770	15.556	31.234	31.790	1'54.350 P	265.4	17:13'05.065
66	25.738	15.053	30.607	1'43.497	1'43.895 P	266.0	17:15'59.960
67	31.815	15.222	31.059	32.139	1'50.235 P	264.7	17:17'50.195
68	25.567	15.012	30.309	31.174	1'42.062	264.7	17:19'32.257
69	25.645	14.971	30.313	31.142	1'42.071	266.0	17:21'14.328

P = Pits In/Out - C = Lap-Time Cancelled

These data/results cannot be reproduced, stored and/or transmitted in whole or in part by any manner of electronic, mechanical, photocopying, recording, broadcasting or otherwise now known or herein after developed without the previous express consent by the copyright owner, except for reproduction in daily press and regular printed publications on sale to the public within 60 days of the event related to those data/results and always provided that copyright symbol appears together as follows below.

© DORNA WSBK ORGANIZATION Srl 2016



Jerez 4.423 m

7 / 7

DWO WorldSBK Official Test, 17 October 2016 World Superbike - Chronological Analysis Free Practice

48	26.619	15.462	31.700	32.521	1'46.302	259.6	15:35'57.784
49	26.339	15.395	31.428	32.275	1'45.437	260.2	15:37'43.221
50	26.382	15.335	31.339	32.317	1'45.373	260.9	15:39'28.594
51	26.457	15.370	31.481	32.483	1'45.791	262.1	15:41'14.385
52	26.400	15.358	31.483	32.610	1'45.851	259.6	15:43'00.236
53	26.528	15.541	35.078	33.994	1'51.141	258.4	15:44'51.377

14° 56 P. SEBESTYÉN (1'45.411)							
Lap	Seq. 1	Seq. 2	Seq. 3	Seq. 4	Lap Time	km/h	Local Time
							10:49'00.592
1	36.760	16.631	34.636	42.017	2'10.044 P	241.6	10:51'10.636
2	27.119	15.615	32.056	32.766	1'47.556	257.1	10:52'58.192
3	26.801	15.453	31.960	32.701	1'46.915	262.8	10:54'45.107
4	26.695	16.250	32.260	2'05.085	3'20.290 P	255.9	10:58'05.397
5	43.242	16.041	32.314	33.267	2'04.864 P	260.2	11:00'10.261
6	26.320	15.505	31.705	32.740	1'46.270	262.1	11:01'56.531
7	26.597	15.527	31.656	32.659	1'46.439	260.9	11:03'42.970
8	26.375	15.420	31.575	32.576	1'45.946	261.5	11:05'28.916
9	30.424	15.931	32.699	32.520	1'51.574	259.6	11:07'20.490
10	26.349	15.475	31.536	32.522	1'45.882	260.9	11:09'06.372
11	26.993	15.750	32.023	16'45.756	18'00.522 P	259.6	11:27'06.894
12	32.365	15.524	31.779	32.817	1'52.485 P	260.9	11:28'59.379
13	26.450	15.497	31.566	32.773	1'46.286	259.0	11:30'45.665
14	26.399	15.539	31.572	32.443	1'45.953	259.6	11:32'31.618
15	27.013	15.536	32.775	18'36.539	19'51.863 P	260.9	11:52'23.481
16	39.324	16.720	43.749	34.802	2'14.595 P	253.5	11:54'38.076
17	26.371	15.268	31.898	32.252	1'45.789	264.1	11:56'23.865
18	26.422	15.373	31.417	32.411	1'45.623	261.5	11:58'09.488
19	26.342	15.383	31.471	32.215	1'45.411	260.2	11:59'54.899
20	26.329	15.431	31.458	32.264	1'45.482	257.8	12:01'40.381
21	36.846	17.522	33.447	36.239	2'04.054	216.9	12:03'44.435

15° 83 S. SUCHET (1'46.391)							
Lap	Seq. 1	Seq. 2	Seq. 3	Seq. 4	Lap Time	km/h	Local Time
		31.729	1'03.173	2:35'16.724		118.0	12:33'25.925
1	31.761	16.336	33.367	33.872	1'55.336 P	252.9	12:35'21.261
2	27.306	15.898	32.672	33.308	1'49.184	253.5	12:37'10.445
3	27.138	15.903	32.220	33.081	1'48.342	254.1	12:38'58.787
4	27.023	15.850	32.666	33.205	1'48.744	251.7	12:40'47.531
5	27.095	15.731	32.518	33.104	1'48.448	254.7	12:42'35.979
6	27.304	16.074	33.367	29'02.046	30'18.791 P	250.6	13:12'54.770
7	31.632	16.109	33.758	33.419	1'54.918 P	254.7	13:14'49.688
8	26.948	15.679	32.338	32.792	1'47.757	259.0	13:16'37.445
9	26.879	15.959	32.363	32.656	1'47.857	253.5	13:18'25.302
10	26.650	15.563	31.946	32.653	1'46.812	260.2	13:20'12.114
11	26.653	15.575	31.960	32.781	1'46.969	259.0	13:21'59.083
12	26.593	15.555	32.024	32.735	1'46.907	256.5	13:23'45.990
13	28.070	17.149	34.257	1:06'09.957	1:07'29.433 P	238.4	14:31'15.423
14	30.843	16.011	33.034	33.099	1'52.987 P	251.7	14:33'08.410
15	26.896	15.601	31.842	32.995	1'47.334	258.4	14:34'55.744
16	26.727	15.614	32.038	32.901	1'47.280	256.5	14:36'43.024
17	26.534	15.758	31.792	32.454	1'46.538	253.5	14:38'29.562
18	27.560	15.852	32.578	23'17.325	24'33.315 P	252.9	15:03'02.877
19	32.151	16.155	33.147	33.077	1'54.530 P	252.3	15:04'57.407
20	26.802	15.701	32.059	32.570	1'47.132	255.9	15:06'44.539
21	26.595	15.655	31.830	32.624	1'46.704	257.8	15:08'31.243
22	26.491	15.637	31.712	32.554	1'46.394	257.8	15:10'17.637
23	27.098	16.082	34.578	17'25.823	18'43.581 P	254.7	15:29'01.218
24	32.141	16.237	34.999	33.341	1'56.718 P	254.1	15:30'57.936
25	26.691	15.588	31.700	32.412	1'46.391	255.9	15:32'44.327

P = Pits In/Out - C = Lap-Time Cancelled

These data/results cannot be reproduced, stored and/or transmitted in whole or in part by any manner of electronic, mechanical, photocopying, recording, broadcasting or otherwise now known or herein after developed without the previous express consent by the copyright owner, except for reproduction in daily press and regular printed publications on sale to the public within 60 days of the event related to those data/results and always provided that copyright symbol appears together as follows below.

© DORNA WSBK ORGANIZATION Srl 2016