

Phillip Island DWO Official Test, 22-23 February 2016

World Superbike - Results Monday 2nd

Phillip Island 4.445 m

1 / 2

No.	Rider	Nat	Team	Bike	Time	Gap	Rel.	Laps	Speed	
									Avg	Max
1	66 T. SYKES	GBR	Kawasaki Racing Team	Kawasaki ZX-10R	1'31.097			33	175,659	311,2
2	1 J. REA	GBR	Kawasaki Racing Team	Kawasaki ZX-10R	1'31.293	0.196	0.196	27	175,282	318,6
3	81 J. TORRES	ESP	Althea BMW Racing Team	BMW S1000 RR	1'31.526	0.429	0.233	36	174,836	314,0
4	69 N. HAYDEN	USA	Honda World Superbike Team	Honda CBR1000RR SP	1'31.558	0.461	0.032	36	174,774	311,2
5	50 S. GUINTOLI	FRA	Pata Yamaha Official WSBK Team	Yamaha YZF R1	1'31.583	0.486	0.025	19	174,727	306,8
6	22 A. LOWES	GBR	Pata Yamaha Official WSBK Team	Yamaha YZF R1	1'31.620	0.523	0.037	32	174,656	305,1
7	12 X. FORES	ESP	Barni Racing Team	Ducati 1199 Panigale R	1'31.661	0.564	0.041	21	174,578	306,8
8	7 C. DAVIES	GBR	Aruba.it Racing - Ducati	Ducati 1199 Panigale R	1'31.678	0.581	0.017	19	174,546	311,2
9	60 M. VAN DER MARK	NED	Honda World Superbike Team	Honda CBR1000RR SP	1'31.763	0.666	0.085	38	174,384	312,1
10	34 D. GIUGLIANO	ITA	Aruba.it Racing - Ducati	Ducati 1199 Panigale R	1'31.810	0.713	0.047	22	174,295	308,6
11	21 M. REITERBERGER	GER	Althea BMW Racing Team	BMW S1000 RR	1'31.928	0.831	0.118	30	174,071	314,0
12	40 R. RAMOS	ESP	Team GoEleven	Kawasaki ZX-10R	1'32.500	1.403	0.572	34	172,995	303,4
13	2 L. CAMIER	GBR	MV Agusta Reparto Corse	MV Agusta 1000 F4	1'32.707	1.610	0.207	28	172,608	299,2
14	25 J. BROOKES	AUS	Milwaukee BMW	BMW S1000 RR	1'32.859	1.762	0.152	17	172,326	305,9
15	32 L. SAVADORI	ITA	IodaRacing Team	Aprilia RSV4 1000 RR/RF	1'32.892	1.795	0.033	30	172,265	311,2
16	46 M. JONES	AUS	Desmo Sport Ducati	Ducati 1199 Panigale R	1'33.051	1.954	0.159	24	171,970	298,3
17	20 S. BARRIER	FRA	Pedercini Racing	Kawasaki ZX-10R	1'33.147	2.050	0.096	29	171,793	300,8
18	61 F. MENGHI	ITA	VFT Racing	Ducati 1199 Panigale R	1'33.251	2.154	0.104	31	171,601	302,5
19	16 J. HOOK	AUS	Grillini Racing Team	Kawasaki ZX-10R	1'33.792	2.695	0.541	28	170,612	289,5
20	15 A. DE ANGELIS	RSM	IodaRacing Team	Aprilia RSV4 1000 RR/RF	1'35.161	4.064	1.369	16	168,157	308,6
21	9 D. SCHMITTER	SUI	Grillini Racing Team	Kawasaki ZX-10R	1'35.640	4.543	0.479	8	167,315	298,3
22	11 S. AL SULAITI	QAT	Pedercini Racing	Kawasaki ZX-10R	1'36.121	5.024	0.481	29	166,478	299,2
23	10 I. TOTH	HUN	Team Toth	Yamaha YZF R1	1'36.463	5.366	0.342	27	165,887	297,5
24	56 P. SEBESTYEN	HUN	Team Toth	Yamaha YZF R1	1'37.927	6.830	1.464	9	163,407	291,9

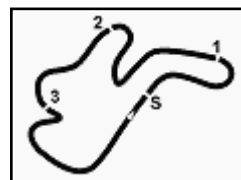
AIR	Humidity:	72%	Temp:	24°C
TRACK	Condition:	Dry	Temp:	28°C

22/02/2016 Start 15:39 End 17:42

The results are provisional until the end of the time limit for protests and appeals and the completion of the technical checks.

FCR PERGGIA TIMING





Phillip Island 4.445 m

2 / 2

Phillip Island DWO Official Test, 22-23 February 2016

World Superbike - Results Monday 2nd

Session Highlights

15.39.57		Start
15.46.02	Brookes	Crashed - Rider OK - Turn 11
15.58.48		DROPS of RAIN in Sector 3
16.08.57	Schmitter	Crashed - Rider OK - Turn 9
16.08.58	Sebestyen	Crashed - Rider OK - Turn 9
16.09.05		RED FLAG
16.20.20	Schmitter	Medical Center
16.26.26		DROPS of RAIN in All Sectors
17.01.28	Jones	Technical Problem - Turn 11
17.11.06	Davies	Crashed - Rider OK - Turn 12
17.11.31		RED FLAG
17.17.09	Davies	Entered Pits
17.17.19	Jones	Entered Pits
17.34.08		DROPS of RAIN in Sector 1
17.42.23		End Of Session

Fastest Laps Sequence

No.	Rider	Nat	Team	Bike	Local Time	Time	Gap	Avg
60	M. VAN DER MARK	NED	Honda World Superbike Team	Honda CBR1000RR SP	15:41'55.139	1'41.914		157,015
25	J. BROOKES	AUS	Milwaukee BMW	BMW S1000 RR	15:42'39.854	1'41.711	-0.203	157,328
60	M. VAN DER MARK	NED	Honda World Superbike Team	Honda CBR1000RR SP	15:43'27.634	1'32.495	-9.216	173,004
60	M. VAN DER MARK	NED	Honda World Superbike Team	Honda CBR1000RR SP	15:44'59.724	1'32.090	-0.405	173,765
1	J. REA	GBR	Kawasaki Racing Team	Kawasaki ZX-10R	15:46'07.937	1'31.670	-0.420	174,561
66	T. SYKES	GBR	Kawasaki Racing Team	Kawasaki ZX-10R	15:59'19.962	1'31.097	-0.573	175,659

22/02/2016 Start
15:39

End
17:42

The results are provisional until the end of the time limit for protests and appeals and the completion of the technical checks.

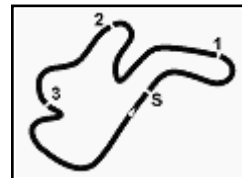
FICR PERGGIA TIMING



Official Tyre Supplier



Official Timekeeper



Phillip Island 4.445 m

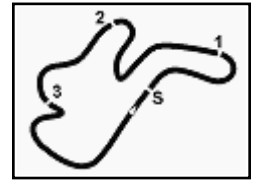
Phillip Island DWO Official Test, 22-23 February 2016 World Superbike - Ideal Times Monday 2nd

1 / 1

No.	Rider	Nat	Bike	Seg. 1 Diff. 1	Seg. 2 Diff. 2	Seg. 3 Diff. 3	Seg. 4 Diff. 4	Seg. 5 Diff. 5	Ideal Time Best Lap	Pos.	Diff.
1	1 J. REA	GBR	Kawasaki ZX-10R	3.130 0.043	18.607	26.367	17.478 0.111	25.490 0.067	1'31.072 1'31.293	2	0.221
2	66 T. SYKES	GBR	Kawasaki ZX-10R	3.193 0.010	18.663	26.330	17.396	25.505	1'31.087 1'31.097	1	0.010
3	21 M. REITERBERGER	GER	BMW S1000 RR	3.147 0.034	18.756 0.045	26.419 0.282	17.503	25.519 0.223	1'31.344 1'31.928	11	0.584
4	50 S. GUINTOLI	FRA	Yamaha YZF R1	3.232 0.052	18.538	26.350	17.561 0.025	25.756 0.069	1'31.437 1'31.583	5	0.146
5	81 J. TORRES	ESP	BMW S1000 RR	3.161 0.012	18.712	26.581	17.429	25.564 0.067	1'31.447 1'31.526	3	0.079
6	69 N. HAYDEN	USA	Honda CBR1000RR SP	3.185	18.687	26.501	17.472	25.651 0.062	1'31.496 1'31.558	4	0.062
7	22 A. LOWES	GBR	Yamaha YZF R1	3.241 0.053	18.607 0.007	26.374	17.497 0.063	25.778	1'31.497 1'31.620	6	0.123
8	60 M. VAN DER MARK	NED	Honda CBR1000RR SP	3.169 0.025	18.605 0.033	26.552 0.096	17.590	25.610 0.083	1'31.526 1'31.763	9	0.237
9	7 C. DAVIES	GBR	Ducati 1199 Panigale R	3.194 0.020	18.645	26.481 0.013	17.540 0.050	25.722 0.013	1'31.582 1'31.678	8	0.096
10	34 D. GIUGLIANO	ITA	Ducati 1199 Panigale R	3.206 0.045	18.695	26.445 0.083	17.579 0.043	25.675 0.039	1'31.600 1'31.810	10	0.210
11	12 X. FORES	ESP	Ducati 1199 Panigale R	3.234 0.011	18.755	26.546	17.453	25.662	1'31.650 1'31.661	7	0.011
12	40 R. RAMOS	ESP	Kawasaki ZX-10R	3.256 0.057	18.847 0.019	26.716 0.026	17.630 0.038	25.895 0.016	1'32.344 1'32.500	12	0.156
13	2 L. CAMIER	GBR	MV Agusta 1000 F4	3.318 0.018	18.815 0.140	26.672	17.702 0.052	25.955 0.035	1'32.462 1'32.707	13	0.245
14	25 J. BROOKES	AUS	BMW S1000 RR	3.240 0.017	18.868 0.038	26.766 0.118	17.801 0.124	25.887	1'32.562 1'32.859	14	0.297
15	46 M. JONES	AUS	Ducati 1199 Panigale R	3.270 0.056	18.676 0.047	26.962 0.119	17.734 0.179	26.008	1'32.650 1'33.051	16	0.401
16	20 S. BARRIER	FRA	Kawasaki ZX-10R	3.288 0.046	18.882 0.180	26.903	17.696 0.108	26.043 0.001	1'32.812 1'33.147	17	0.335
17	32 L. SAVADORI	ITA	Aprilia RSV4 1000 RR/RF	3.179	19.051	26.846	17.639	26.099 0.078	1'32.814 1'32.892	15	0.078
18	61 F. MENGHI	ITA	Ducati 1199 Panigale R	3.266 0.010	18.974	26.947 0.011	17.824 0.247	25.913 0.059	1'32.924 1'33.251	18	0.327
19	16 J. HOOK	AUS	Kawasaki ZX-10R	3.339 0.045	19.118 0.046	27.207 0.008	17.825	26.202 0.002	1'33.691 1'33.792	19	0.101
20	15 A. DE ANGELIS	RSM	Aprilia RSV4 1000 RR/RF	3.203 0.007	19.449	27.578 0.111	18.178 0.071	26.546 0.018	1'34.954 1'35.161	20	0.207
21	9 D. SCHMITTER	SUI	Kawasaki ZX-10R	3.285 0.054	19.642 0.051	27.515	18.209 0.053	26.369 0.462	1'35.020 1'35.640	21	0.620
22	11 S. AL SULAITI	QAT	Kawasaki ZX-10R	3.284 0.041	19.776	27.630 0.065	18.403 0.105	26.817	1'35.910 1'36.121	22	0.211
23	10 I. TOTH	HUN	Yamaha YZF R1	3.292 0.009	19.740	27.881 0.156	18.333	26.984 0.068	1'36.230 1'36.463	23	0.233
24	56 P. SEBESTYEN	HUN	Yamaha YZF R1	3.373 0.007	20.161	28.228	18.621 0.150	27.387	1'37.770 1'37.927	24	0.157
Overall Ideal Time				3.130	18.538	26.330	17.396	25.490	1'30.884		



WorldSBK



Phillip Island DWO Official Test, 22-23 February 2016
World Superbike - Chronological Analysis Monday 2nd

Phillip Island 4.445 m

Table 1: 66 T. SYKES (1'31.097) - Lap times and speeds for laps 1-33.

Table 2: 1 J. REA (1'31.293) - Lap times and speeds for laps 1-27.

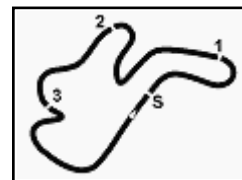
Table 3: 81 J. TORRES (1'31.526) - Lap times and speeds for laps 1-12.

Table 4: 69 N. HAYDEN (1'31.558) - Lap times and speeds for laps 1-36.

Table 5: 50 S. GUINTOLI (1'31.583) - Lap times and speeds for laps 1-36.

P = Pits In/Out - C = Lap-Time Cancelled





Phillip Island 4.445 m

Phillip Island DWO Official Test, 22-23 February 2016 World Superbike - Chronological Analysis Monday 2nd

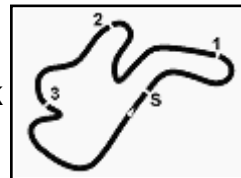
23° 10 I. TOTH (1'36.463)								
Lap	Seg. 1	Seg. 2	Seg. 3	Seg. 4	Seg. 5	Lap Time	km/h	Local Time
29	3.333	20.142	27.864	18.532	27.179	1'37.050	295.1	17:38'11.095
1	8.046	26.860	32.456	19.525	28.840	1'55.727 P	151.9	15:43'29.932
2	3.317	20.278	28.291	18.478	27.756	1'38.120	290.3	15:45'25.659
3	3.313	19.878	27.995	18.353	26.984	1'36.523	295.1	15:47'03.779
4	3.300	19.886	28.187	18.379	26.994	1'36.746	296.7	15:48'40.302
5	3.301	20.055	28.877	18.757	27.427	1'38.417	289.5	15:50'17.048
6	3.301	19.740	28.037	18.333	27.052	1'36.463	296.7	15:51'55.465
7	3.304	20.062	28.872	18.807	27.663	1'38.708	297.5	15:53'31.928
8	3.302	19.752	27.881	18.601	27.403	1'36.939	297.5	15:55'10.636
9	3.313	20.857	32.426	20.056	55'57.151	57'13.803 P	296.7	15:56'47.575
10	8.787	28.013	33.436	20.805	30.352	2'01.393 P	140.3	16:54'01.378
11	3.363	21.059	32.718	19.013	28.746	1'44.899	292.7	16:56'02.771
12	3.325	20.256	28.625	18.623	27.778	1'38.607	295.1	16:57'47.670
13	3.292	19.917	28.192	18.480	27.239	1'37.120	296.7	16:59'26.277
14	3.310	21.389	31.758	19.679	16'26.123	17'42.259 P	297.5	17:01'03.397
15	7.701	26.401	32.903	21.508	28.190	1'56.703 P	153.2	17:18'45.656
16	3.338	20.090	28.305	18.537	27.236	1'37.506	296.7	17:20'42.359
17	3.329	19.899	28.088	18.414	27.197	1'36.927	295.9	17:22'19.865
18	3.313	19.808	28.102	18.396	27.217	1'36.836	297.5	17:23'56.792
19	3.339	23.041	40.438	30.962	30.277	2'08.057	295.9	17:25'33.628
20	3.297	20.048	28.451	18.669	28.107	1'38.572	296.7	17:27'41.685
21	3.305	19.751	28.042	18.347	27.207	1'36.652	297.5	17:29'20.257
22	3.314	19.784	28.200	18.461	27.377	1'37.136	297.5	17:30'56.909
23	3.307	19.903	31.299	22.311	28.979	1'45.799	295.1	17:32'34.045
24	3.312	19.941	30.011	21.903	29.963	1'45.130	296.7	17:34'19.844
25	3.321	21.302	29.578	18.771	27.680	1'40.652	295.1	17:36'04.974
26	3.331	19.893	28.412	18.501	27.437	1'37.574	296.7	17:37'45.626
27	3.335	20.044	28.336	18.442	27.209	1'37.366	296.7	17:39'23.200

24° 56 P. SEBESTYEN (1'37.927)								
Lap	Seg. 1	Seg. 2	Seg. 3	Seg. 4	Seg. 5	Lap Time	km/h	Local Time
1	7.562	24.356	29.545	19.337	29.189	1'49.989 P	162.2	15:40'58.111
2	3.433	20.743	28.908	19.456	28.286	1'40.826	289.5	15:42'48.100
3	3.402	20.289	28.569	18.876	27.859	1'38.995	291.9	15:44'28.926
4	3.429	20.338	28.610	18.912	27.806	1'39.095	282.0	15:46'07.921
5	3.397	20.242	28.462	18.621	27.736	1'38.458	290.3	15:47'47.016
6	3.380	20.161	28.228	18.771	27.387	1'37.927	290.3	15:49'25.474
7	3.373	23.612	33.821	27.472	28.151	1'56.429	291.9	15:51'03.401
8	3.379	22.121	29.597	18.860	10'40.970	11'54.927 P	291.9	15:52'59.830
9	8.241	25.846	31.650	19.248	27.732	1'52.717 P		16:04'54.757

25° 17 K. ABRAHAM								
Lap	Seg. 1	Seg. 2	Seg. 3	Seg. 4	Seg. 5	Lap Time	km/h	Local Time
1			31.771	19.858	28.020	1'58.101 P		17:39'43.623
								17:41'41.724

P = Pits In/Out - C = Lap-Time Cancelled



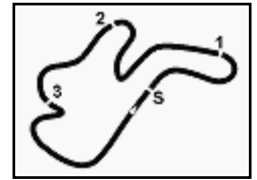


Phillip Island 4.445 m

Phillip Island DWO Official Test, 22-23 February 2016 World Superbike - Monday Practices

Best Lap=1'31.097 - 4,445 km - Avg 175,659 km/h

No.	Rider	Nat	Team	Bike	Class	FP1	FP2	Time	Gap	Rel.	Laps
1	66 SYKES Tom	GBR	Kawasaki Racing Team	Kawasaki ZX-10R		1'32.284	1'31.097	1'31.097			48
2	1 REA Jonathan	GBR	Kawasaki Racing Team	Kawasaki ZX-10R		1'31.945	1'31.293	1'31.293	0.196	0.196	43
3	60 VAN DER MARK Michael	NED	Honda World Superbike Team	Honda CBR1000RR SP		1'31.510	1'31.763	1'31.510	0.413	0.217	63
4	81 TORRES Jordi	ESP	Althea BMW Racing Team	BMW S1000 RR		1'32.308	1'31.526	1'31.526	0.429	0.016	58
5	69 HAYDEN Nicky	USA	Honda World Superbike Team	Honda CBR1000RR SP		1'32.952	1'31.558	1'31.558	0.461	0.032	55
6	50 GUINTOLI Sylvain	FRA	Pata Yamaha Official WSBK Team	Yamaha YZF R1		1'32.540	1'31.583	1'31.583	0.486	0.025	29
7	22 LOWES Alex	GBR	Pata Yamaha Official WSBK Team	Yamaha YZF R1		1'32.802	1'31.620	1'31.620	0.523	0.037	50
8	12 FORES Xavi	ESP	Barni Racing Team	Ducati 1199 Panigale R		1'31.795	1'31.661	1'31.661	0.564	0.041	43
9	7 DAVIES Chaz	GBR	Aruba.it Racing - Ducati	Ducati 1199 Panigale R		1'32.186	1'31.678	1'31.678	0.581	0.017	41
10	34 GIUGLIANO Davide	ITA	Aruba.it Racing - Ducati	Ducati 1199 Panigale R		1'32.606	1'31.810	1'31.810	0.713	0.132	41
11	21 REITERBERGER Markus	GER	Althea BMW Racing Team	BMW S1000 RR		1'33.353	1'31.928	1'31.928	0.831	0.118	56
12	40 RAMOS Román	ESP	Team GoEleven	Kawasaki ZX-10R		1'33.325	1'32.500	1'32.500	1.403	0.572	52
13	2 CAMIER Leon	GBR	MV Agusta Reparto Corse	MV Agusta 1000 F4		1'34.127	1'32.707	1'32.707	1.610	0.207	36
14	25 BROOKES Joshua	AUS	Milwaukee BMW	BMW S1000 RR		1'32.714	1'32.859	1'32.714	1.617	0.007	42
15	32 SAVADORI Lorenzo	ITA	IodaRacing Team	Aprilia RSV4 1000 RR/RF		1'34.731	1'32.892	1'32.892	1.795	0.178	54
16	46 JONES Mike	AUS	Desmo Sport Ducati	Ducati 1199 Panigale R		1'37.277	1'33.051	1'33.051	1.954	0.159	32
17	20 BARRIER Sylvain	FRA	Pedercini Racing	Kawasaki ZX-10R		1'33.598	1'33.147	1'33.147	2.050	0.096	55
18	61 MENGHI Fabio	ITA	VFT Racing	Ducati 1199 Panigale R		1'35.639	1'33.251	1'33.251	2.154	0.104	43
19	16 HOOK Josh	AUS	Grillini Racing Team	Kawasaki ZX-10R		1'35.839	1'33.792	1'33.792	2.695	0.541	48
20	15 DE ANGELIS Alex	RSM	IodaRacing Team	Aprilia RSV4 1000 RR/RF		1'33.979	1'35.161	1'33.979	2.882	0.187	40
21	17 ABRAHAM Karel	CZE	Milwaukee BMW	BMW S1000 RR		1'34.706		1'34.706	3.609	0.727	8
22	9 SCHMITTER Dominic	SUI	Grillini Racing Team	Kawasaki ZX-10R		1'38.001	1'35.640	1'35.640	4.543	0.934	38
23	11 AL SULAITI Saeed	QAT	Pedercini Racing	Kawasaki ZX-10R		1'38.099	1'36.121	1'36.121	5.024	0.481	55
24	10 TOTH Imre	HUN	Team Toth	Yamaha YZF R1		1'37.483	1'36.463	1'36.463	5.366	0.342	54
25	56 SEBESTYEN Peter	HUN	Team Toth	Yamaha YZF R1		1'38.925	1'37.927	1'37.927	6.830	1.464	30



Phillip Island 4.445 m

Phillip Island DWO Official Test, 22-23 February 2016 World Superbike - Best Sector & Speed Monday 2nd

Best Lap

1	66 T. SYKES	Kawasaki ZX-10R	1'31.097
2	1 J. REA	Kawasaki ZX-10R	1'31.293
3	81 J. TORRES	BMW S1000 RR	1'31.526
4	69 N. HAYDEN	Honda CBR1000RR SP	1'31.558
5	50 S. GUINTOLI	Yamaha YZF R1	1'31.583
6	22 A. LOWES	Yamaha YZF R1	1'31.620
7	12 X. FORES	Ducati 1199 Panigale R	1'31.661
8	7 C. DAVIES	Ducati 1199 Panigale R	1'31.678
9	60 M. VAN DER MARK	Honda CBR1000RR SP	1'31.763
10	34 D. GIUGLIANO	Ducati 1199 Panigale R	1'31.810
11	21 M. REITERBERGER	BMW S1000 RR	1'31.928
12	40 R. RAMOS	Kawasaki ZX-10R	1'32.500
13	2 L. CAMIER	MV Austa 1000 F4	1'32.707
14	25 J. BROOKES	BMW S1000 RR	1'32.859
15	32 L. SAVADORI	Aorilia RSV4 1000 RR/RF	1'32.892
16	46 M. JONES	Ducati 1199 Panigale R	1'33.051
17	20 S. BARRIER	Kawasaki ZX-10R	1'33.147
18	61 F. MENGHI	Ducati 1199 Panigale R	1'33.251
19	16 J. HOOK	Kawasaki ZX-10R	1'33.792
20	15 A. DE ANGELIS	Aorilia RSV4 1000 RR/RF	1'35.161
21	9 D. SCHMITTER	Kawasaki ZX-10R	1'35.640
22	11 S. AL SULAITI	Kawasaki ZX-10R	1'36.121
23	10 I. TOTH	Yamaha YZF R1	1'36.463
24	56 P. SEBESTYEN	Yamaha YZF R1	1'37.927

Top Speeds

1	1 J. REA	Kawasaki ZX-10R	318.6
2	21 M. REITERBERGER	BMW S1000 RR	314.0
3	81 J. TORRES	BMW S1000 RR	314.0
4	60 M. VAN DER MARK	Honda CBR1000RR SP	312.1
5	7 C. DAVIES	Ducati 1199 Panigale R	311.2
6	66 T. SYKES	Kawasaki ZX-10R	311.2
7	32 L. SAVADORI	Aorilia RSV4 1000 RR/RF	311.2
8	69 N. HAYDEN	Honda CBR1000RR SP	311.2
9	34 D. GIUGLIANO	Ducati 1199 Panigale R	308.6
10	15 A. DE ANGELIS	Aorilia RSV4 1000 RR/RF	308.6
11	12 X. FORES	Ducati 1199 Panigale R	306.8
12	50 S. GUINTOLI	Yamaha YZF R1	306.8
13	25 J. BROOKES	BMW S1000 RR	305.9
14	22 A. LOWES	Yamaha YZF R1	305.1
15	40 R. RAMOS	Kawasaki ZX-10R	303.4
16	61 F. MENGHI	Ducati 1199 Panigale R	302.5
17	20 S. BARRIER	Kawasaki ZX-10R	300.8
18	2 L. CAMIER	MV Austa 1000 F4	299.2
19	11 S. AL SULAITI	Kawasaki ZX-10R	299.2
20	9 D. SCHMITTER	Kawasaki ZX-10R	298.3
21	46 M. JONES	Ducati 1199 Panigale R	298.3
22	10 I. TOTH	Yamaha YZF R1	297.5
23	56 P. SEBESTYEN	Yamaha YZF R1	291.9
24	16 J. HOOK	Kawasaki ZX-10R	289.5

Seg. 1			Seg. 2			Seg. 3			Seg. 4			Seg. 5		
1	1 J. REA	3.130	1	50 S. GUINTOLI	18.538	1	66 T. SYKES	26.330	1	66 T. SYKES	17.396	1	1 J. REA	25.490
2	21 M. REITERBERG	3.147	2	60 M. VAN DER MAR	18.605	2	50 S. GUINTOLI	26.350	2	81 J. TORRES	17.429	2	66 T. SYKES	25.505
3	81 J. TORRES	3.161	3	22 A. LOWES	18.607	3	1 J. REA	26.367	3	12 X. FORES	17.453	3	21 M. REITERBERG	25.519
4	60 M. VAN DER MAR	3.169	4	1 J. REA	18.607	4	22 A. LOWES	26.374	4	69 N. HAYDEN	17.472	4	81 J. TORRES	25.564
5	32 L. SAVADORI	3.179	5	7 C. DAVIES	18.645	5	21 M. REITERBERG	26.419	5	1 J. REA	17.478	5	60 M. VAN DER MAR	25.610
6	69 N. HAYDEN	3.185	6	66 T. SYKES	18.663	6	34 D. GIUGLIANO	26.445	6	22 A. LOWES	17.497	6	69 N. HAYDEN	25.651
7	66 T. SYKES	3.193	7	46 M. JONES	18.676	7	7 C. DAVIES	26.481	7	21 M. REITERBERG	17.503	7	12 X. FORES	25.662
8	7 C. DAVIES	3.194	8	69 N. HAYDEN	18.687	8	69 N. HAYDEN	26.501	8	7 C. DAVIES	17.540	8	34 D. GIUGLIANO	25.675
9	15 A. DE ANGELIS	3.203	9	34 D. GIUGLIANO	18.695	9	12 X. FORES	26.546	9	50 S. GUINTOLI	17.561	9	7 C. DAVIES	25.722
10	34 D. GIUGLIANO	3.206	10	81 J. TORRES	18.712	10	60 M. VAN DER MAR	26.552	10	34 D. GIUGLIANO	17.579	10	50 S. GUINTOLI	25.756
11	50 S. GUINTOLI	3.232	11	12 X. FORES	18.755	11	81 J. TORRES	26.581	11	60 M. VAN DER MAR	17.590	11	22 A. LOWES	25.778
12	12 X. FORES	3.234	12	21 M. REITERBERG	18.756	12	2 L. CAMIER	26.672	12	40 R. RAMOS	17.630	12	25 J. BROOKES	25.887
13	25 J. BROOKES	3.240	13	2 L. CAMIER	18.815	13	40 R. RAMOS	26.716	13	32 L. SAVADORI	17.639	13	40 R. RAMOS	25.895
14	22 A. LOWES	3.241	14	40 R. RAMOS	18.847	14	25 J. BROOKES	26.766	14	20 S. BARRIER	17.696	14	61 F. MENGHI	25.913
15	40 R. RAMOS	3.256	15	25 J. BROOKES	18.868	15	32 L. SAVADORI	26.846	15	2 L. CAMIER	17.702	15	2 L. CAMIER	25.955
16	61 F. MENGHI	3.266	16	20 S. BARRIER	18.882	16	20 S. BARRIER	26.903	16	46 M. JONES	17.734	16	46 M. JONES	26.008
17	46 M. JONES	3.270	17	61 F. MENGHI	18.974	17	61 F. MENGHI	26.947	17	25 J. BROOKES	17.801	17	20 S. BARRIER	26.043
18	11 S. AL SULAITI	3.284	18	32 L. SAVADORI	19.051	18	46 M. JONES	26.962	18	61 F. MENGHI	17.824	18	32 L. SAVADORI	26.099
19	9 D. SCHMITTER	3.285	19	16 J. HOOK	19.118	19	16 J. HOOK	27.207	19	16 J. HOOK	17.825	19	16 J. HOOK	26.202
20	20 S. BARRIER	3.288	20	15 A. DE ANGELIS	19.449	20	9 D. SCHMITTER	27.515	20	15 A. DE ANGELIS	18.178	20	9 D. SCHMITTER	26.369
21	10 I. TOTH	3.292	21	9 D. SCHMITTER	19.642	21	15 A. DE ANGELIS	27.578	21	9 D. SCHMITTER	18.209	21	15 A. DE ANGELIS	26.546
22	2 L. CAMIER	3.318	22	10 I. TOTH	19.740	22	11 S. AL SULAITI	27.630	22	10 I. TOTH	18.333	22	11 S. AL SULAITI	26.817
23	16 J. HOOK	3.339	23	11 S. AL SULAITI	19.776	23	10 I. TOTH	27.881	23	11 S. AL SULAITI	18.403	23	10 I. TOTH	26.984
24	56 P. SEBESTYEN	3.373	24	56 P. SEBESTYEN	20.161	24	56 P. SEBESTYEN	28.228	24	56 P. SEBESTYEN	18.621	24	56 P. SEBESTYEN	27.387
						25	17 K. ABRAHAM	31.771	25	17 K. ABRAHAM	19.858	25	17 K. ABRAHAM	28.020

