

Phillip Island 4.445 m

Phillip Island DWO Official Test, 20-21 February 2017

World Supersport - Monday - Tuesday

No.	Rider	Nat	Team	Bike	FP 1	FP 2	FP 3	FP 4	Time	Gap	Rel.	Laps
1	99 P. JACOBSEN	USA	MV Agusta Reparto Corse	MV Agusta F3 675	1'36.558	1'39.235	1'33.688	1'34.210	1'33.688			86
2	44 R. ROLFO	ITA	Team Factory Vamag	MV Agusta F3 675	1'35.559	1'36.539	1'34.188		1'34.188	0.500	0.500	42
3	16 J. CLUZEL	FRA	CIA Landlord Insurance Honda	Honda CBR600RR	1'35.365		1'34.272	1'34.926	1'34.272	0.584	0.084	63
4	144 L. MAHIAS	FRA	GRT Yamaha Official WorldSSP Team	Yamaha YZF R6	1'36.317	1'44.788	1'34.461	1'34.888	1'34.461	0.773	0.189	68
5	64 F. CARICASULO	ITA	GRT Yamaha Official WorldSSP Team	Yamaha YZF R6	1'36.867		1'34.480	1'34.910	1'34.480	0.792	0.019	66
6	81 L. STAPLEFORD	GBR	Profile Racing	Triumph Daytona 675	1'37.260	1'43.150	1'35.421	1'34.854	1'34.854	1.166	0.374	74
7	1 K. SOFUOGLU	TUR	Kawasaki Puccetti Racing	Kawasaki ZX-6R	1'36.264		1'34.865	1'34.918	1'34.865	1.177	0.011	38
8	25 A. BALDOLINI	ITA	Race Department ATK#25	MV Agusta F3 675	1'36.883	1'39.454	1'34.925	1'35.055	1'34.925	1.237	0.060	45
9	66 N. TUULI	FIN	Kallio Racing	Yamaha YZF R6	1'36.643	1'50.433	1'34.950	1'35.140	1'34.950	1.262	0.025	70
10	78 H. OKUBO	JPN	CIA Landlord Insurance Honda	Honda CBR600RR	1'36.187	1'54.904	1'35.049	1'35.447	1'35.049	1.361	0.099	81
11	4 G. REA	GBR	Team Kawasaki Go Eleven	Kawasaki ZX-6R	1'36.399	1'48.809	1'35.068	1'35.900	1'35.068	1.380	0.019	78
12	63 Z. KHAIRUDDIN	MAS	Orelac Racing VerdNatura	Kawasaki ZX-6R	1'36.263		1'35.106	1'35.214	1'35.106	1.418	0.038	51
13	77 K. RYDE	GBR	Kawasaki Puccetti Racing	Kawasaki ZX-6R	1'37.127		1'35.129	1'35.330	1'35.129	1.441	0.023	76
14	41 A. WAGNER	AUS	GEMAR Team Lorini	Honda CBR600RR	1'37.798		1'35.135	1'35.157	1'35.135	1.447	0.006	77
15	13 A. WEST	AUS	West Racing	Yamaha YZF R6	1'38.670	1'46.235	1'35.325	1'35.153	1'35.153	1.465	0.018	66
16	111 K. SMITH	GBR	GEMAR Team Lorini	Honda CBR600RR	1'36.031		1'35.402	1'35.159	1'35.159	1.471	0.006	64
17	26 K. WATANABE	JPN	Team Kawasaki Go Eleven	Kawasaki ZX-6R	1'37.524	1'50.424	1'35.575	1'35.209	1'35.209	1.521	0.050	93
18	65 M. CANDUCCI	ITA	Puccetti Racing Junior Team FMI	Kawasaki ZX-6R	1'39.392		1'36.381	1'35.270	1'35.270	1.582	0.061	69
19	10 N. CALERO	ESP	Orelac Racing VerdNatura	Kawasaki ZX-6R	1'36.578		1'35.296	1'36.082	1'35.296	1.608	0.026	49
20	11 C. GAMARINO	ITA	BARDAHL EVAN BROS. Honda Racing	Honda CBR600RR	1'39.787		1'35.416	1'35.313	1'35.313	1.625	0.017	59
21	83 L. EPIS	AUS	Response RE Racing	Kawasaki ZX-6R	1'37.675	1'45.712	1'35.656	1'36.096	1'35.656	1.968	0.343	83
22	70 R. MULHAUSER	SUI	CIA Landlord Insurance Honda	Honda CBR600RR	1'37.274	1'45.896	1'35.745	1'36.112	1'35.745	2.057	0.089	96
23	35 S. HILL	GBR	Profile Racing	Triumph Daytona 675	1'42.930	1'52.937	1'37.535	1'36.108	1'36.108	2.420	0.363	61
24	32 S. MORAIS	RSA	Kallio Racing	Yamaha YZF R6	1'37.915	1'40.816	1'37.399	1'38.418	1'37.399	3.711	1.291	39
25	7 D. PIZZOLI	ITA	Race Department ATK#25	MV Agusta F3 675	1'45.672	1'53.323	1'40.633	1'38.991	1'38.991	5.303	1.592	45
26	22 M. EDWARDS	AUS	Euro Twins Brisbane	Triumph Daytona 675	1'43.095		1'42.423	1'42.409	1'42.409	8.721	3.418	58

21/02/2017

These data/results cannot be reproduced, stored and/or transmitted in whole or in part by any manner of electronic, mechanical, photocopying, recording, broadcasting or otherwise now known or herein after developed without the previous express consent by the copyright owner, except for reproduction in daily press and regular printed publications on sale to the public within 60 days of the event related to those data/results and always provided that copyright symbol appears together as follows below.

© DORNA WSBK ORGANIZATION Srl 2017

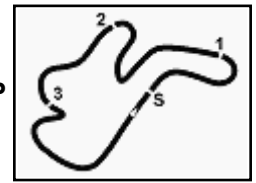
FIGR PERUGIA TIMING



Official Tyre Supplier



Official Timekeeper



Phillip Island DWO Official Test, 20-21 February 2017

World Supersport - Tuesday Practices

No.	Rider	Nat	Team	Bike	FP1	FP2	Time	Gap	Rel.	Avg	Laps
1	99 P. JACOBSEN	USA	MV Agusta Reparto Corse	MV Agusta F3 675	1'33.688	1'34.210	1'33.688			170,801	73
2	44 R. ROLFO	ITA	Team Factory Vamag	MV Agusta F3 675	1'34.188		1'34.188	0.500	0.500	169,894	32
3	16 J. CLUZEL	FRA	CIA Landlord Insurance Honda	Honda CBR600RR	1'34.272	1'34.926	1'34.272	0.584	0.084	169,743	63
4	144 L. MAHIAS	FRA	GRT Yamaha Official WorldSSP Team	Yamaha YZF R6	1'34.461	1'34.888	1'34.461	0.773	0.189	169,403	54
5	64 F. CARICASULO	ITA	GRT Yamaha Official WorldSSP Team	Yamaha YZF R6	1'34.480	1'34.910	1'34.480	0.792	0.019	169,369	66
6	81 L. STAPLEFORD	GBR	Profile Racing	Triumph Daytona 675	1'35.421	1'34.854	1'34.854	1.166	0.374	168,701	66
7	1 K. SOFUOGLU	TUR	Kawasaki Puccetti Racing	Kawasaki ZX-6R	1'34.865	1'34.918	1'34.865	1.177	0.011	168,682	38
8	25 A. BALDOLINI	ITA	Race Department ATK#25	MV Agusta F3 675	1'34.925	1'35.055	1'34.925	1.237	0.060	168,575	40
9	66 N. TUULI	FIN	Kallio Racing	Yamaha YZF R6	1'34.950	1'35.140	1'34.950	1.262	0.025	168,531	60
10	78 H. OKUBO	JPN	CIA Landlord Insurance Honda	Honda CBR600RR	1'35.049	1'35.447	1'35.049	1.361	0.099	168,355	74
11	4 G. REA	GBR	Team Kawasaki Go Eleven	Kawasaki ZX-6R	1'35.068	1'35.900	1'35.068	1.380	0.019	168,322	65
12	63 Z. KHAIRUDDIN	MAS	Orelac Racing VerdNatura	Kawasaki ZX-6R	1'35.106	1'35.214	1'35.106	1.418	0.038	168,254	51
13	77 K. RYDE	GBR	Kawasaki Puccetti Racing	Kawasaki ZX-6R	1'35.129	1'35.330	1'35.129	1.441	0.023	168,214	76
14	41 A. WAGNER	AUS	GEMAR Team Lorini	Honda CBR600RR	1'35.135	1'35.157	1'35.135	1.447	0.006	168,203	77
15	13 A. WEST	AUS	West Racing	Yamaha YZF R6	1'35.325	1'35.153	1'35.153	1.465	0.018	168,171	57
16	111 K. SMITH	GBR	GEMAR Team Lorini	Honda CBR600RR	1'35.402	1'35.159	1'35.159	1.471	0.006	168,161	64
17	26 K. WATANABE	JPN	Team Kawasaki Go Eleven	Kawasaki ZX-6R	1'35.575	1'35.209	1'35.209	1.521	0.050	168,072	85
18	65 M. CANDUCCI	ITA	Puccetti Racing Junior Team FMI	Kawasaki ZX-6R	1'36.381	1'35.270	1'35.270	1.582	0.061	167,965	69
19	10 N. CALERO	ESP	Orelac Racing VerdNatura	Kawasaki ZX-6R	1'35.296	1'36.082	1'35.296	1.608	0.026	167,919	49
20	11 C. GAMARINO	ITA	BARDAHL EVAN BROS. Honda Racing	Honda CBR600RR	1'35.416	1'35.313	1'35.313	1.625	0.017	167,889	59
21	83 L. EPIS	AUS	Response RE Racing	Kawasaki ZX-6R	1'35.656	1'36.096	1'35.656	1.968	0.343	167,287	72
22	70 R. MULHAUSER	SUI	CIA Landlord Insurance Honda	Honda CBR600RR	1'35.745	1'36.112	1'35.745	2.057	0.089	167,131	81
23	35 S. HILL	GBR	Profile Racing	Triumph Daytona 675	1'37.535	1'36.108	1'36.108	2.420	0.363	166,500	51
24	32 S. MORAIS	RSA	Kallio Racing	Yamaha YZF R6	1'37.399	1'38.418	1'37.399	3.711	1.291	164,293	26
25	7 D. PIZZOLI	ITA	Race Department ATK#25	MV Agusta F3 675	1'40.633	1'38.991	1'38.991	5.303	1.592	161,651	36
26	22 M. EDWARDS	AUS	Euro Twins Brisbane	Triumph Daytona 675	1'42.423	1'42.409	1'42.409	8.721	3.418	156,256	58

21/02/2017

These data/results cannot be reproduced, stored and/or transmitted in whole or in part by any manner of electronic, mechanical, photocopying, recording, broadcasting or otherwise now known or herein after developed without the previous express consent by the copyright owner, except for reproduction in daily press and regular printed publications on sale to the public within 60 days of the event related to those data/results and always provided that copyright symbol appears together as follows below.

© DORNA WSBK ORGANIZATION Srl 2017

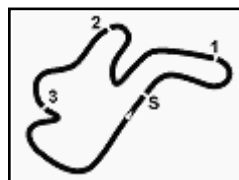
FICR PERUGIA TIMING



Official Tyre Supplier



Official Timekeeper



Phillip Island DWO Official Test, 20-21 February 2017

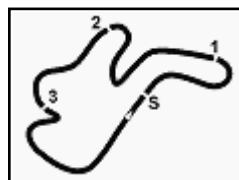
World Supersport - Results Tuesday FP2

No.	Rider	Nat	Team	Bike	Time	Gap	Rel.	Laps	Speed	
									Avg	Max
1	99 P. JACOBSEN	USA	MV Agusta Reparto Corse	MV Agusta F3 675	1'34.210			21	169,855	266,7
2	81 L. STAPLEFORD	GBR	Profile Racing	Triumph Daytona 675	1'34.854	0.644	0.644	25	168,701	264,1
3	144 L. MAHIAS	FRA	GRT Yamaha Official WorldSSP Team	Yamaha YZF R6	1'34.888	0.678	0.034	17	168,641	267,3
4	64 F. CARICASULO	ITA	GRT Yamaha Official WorldSSP Team	Yamaha YZF R6	1'34.910	0.700	0.022	11	168,602	265,4
5	1 K. SOFUOGLU	TUR	Kawasaki Puccetti Racing	Kawasaki ZX-6R	1'34.918	0.708	0.008	16	168,588	268,7
6	16 J. CLUZEL	FRA	CIA Landlord Insurance Honda	Honda CBR600RR	1'34.926	0.716	0.008	22	168,573	267,3
7	25 A. BALDOLINI	ITA	Race Department ATK#25	MV Agusta F3 675	1'35.055	0.845	0.129	19	168,345	265,4
8	66 N. TUULI	FIN	Kallio Racing	Yamaha YZF R6	1'35.140	0.930	0.085	9	168,194	263,4
9	13 A. WEST	AUS	West Racing	Yamaha YZF R6	1'35.153	0.943	0.013	24	168,171	262,8
10	41 A. WAGNER	AUS	GEMAR Team Lorini	Honda CBR600RR	1'35.157	0.947	0.004	20	168,164	268,0
11	111 K. SMITH	GBR	GEMAR Team Lorini	Honda CBR600RR	1'35.159	0.949	0.002	18	168,161	259,6
12	26 K. WATANABE	JPN	Team Kawasaki Go Eleven	Kawasaki ZX-6R	1'35.209	0.999	0.050	30	168,072	262,8
13	63 Z. KHAIRUDDIN	MAS	Orelac Racing VerdNatura	Kawasaki ZX-6R	1'35.214	1.004	0.005	21	168,064	263,4
14	65 M. CANDUCCI	ITA	Puccetti Racing Junior Team FMI	Kawasaki ZX-6R	1'35.270	1.060	0.056	29	167,965	268,0
15	11 C. GAMARINO	ITA	BARDAHL EVAN BROS. Honda Racing	Honda CBR600RR	1'35.313	1.103	0.043	23	167,889	266,7
16	77 K. RYDE	GBR	Kawasaki Puccetti Racing	Kawasaki ZX-6R	1'35.330	1.120	0.017	27	167,859	270,0
17	78 H. OKUBO	JPN	CIA Landlord Insurance Honda	Honda CBR600RR	1'35.447	1.237	0.117	24	167,653	266,0
18	4 G. REA	GBR	Team Kawasaki Go Eleven	Kawasaki ZX-6R	1'35.900	1.690	0.453	24	166,861	255,9
19	10 N. CALERO	ESP	Orelac Racing VerdNatura	Kawasaki ZX-6R	1'36.082	1.872	0.182	6	166,545	262,1
20	83 L. EPIS	AUS	Response RE Racing	Kawasaki ZX-6R	1'36.096	1.886	0.014	17	166,521	264,1
21	35 S. HILL	GBR	Profile Racing	Triumph Daytona 675	1'36.108	1.898	0.012	27	166,500	266,0
22	70 R. MULHAUSER	SUI	CIA Landlord Insurance Honda	Honda CBR600RR	1'36.112	1.902	0.004	24	166,493	260,9
23	32 S. MORAIS	RSA	Kallio Racing	Yamaha YZF R6	1'38.418	4.208	2.306	4	162,592	255,9
24	7 D. PIZZOLI	ITA	Race Department ATK#25	MV Agusta F3 675	1'38.991	4.781	0.573	16	161,651	258,4
25	22 M. EDWARDS	AUS	Euro Twins Brisbane	Triumph Daytona 675	1'42.409	8.199	3.418	17	156,256	243,2
26	44 R. ROLFO	ITA	Team Factory Vamag	MV Agusta F3 675				0		

21/02/2017 Start 15:50 End 17:33 The results are provisional until the end of the time limit for protests and appeals and the completion of the technical checks.

These data/results cannot be reproduced, stored and/or transmitted in whole or in part by any manner of electronic, mechanical, photocopying, recording, broadcasting or otherwise now known or herein after developed without the previous express consent by the copyright owner, except for reproduction in daily press and regular printed publications on sale to the public within 60 days of the event related to those data/results and always provided that copyright symbol appears together as follows below.

© DORNA WSBK ORGANIZATION Srl 2017



Phillip Island DWO Official Test, 20-21 February 2017

World Supersport - Results Tuesday FP2

Session Highlights

Local Time	No. Rider	Description
15.50.00		Start
15.58.21	25 A. BALDOLINI	On the Gravel - Re-Joined - Turn 2
16.18.17	10 N. CALERO	Technical Problem - Turn 4
16.21.24	66 N. TUULI	Crashed - Turn 2
16.22.01	7 D. PIZZOLI	Crashed - Turn 4
16.22.35		RED FLAG
16.30.00		Session Restart
16.38.31	83 L. EPIS	Technical Problem - Turn 6
16.40.33	64 F. CARICASULO	Check Transponder
17.19.01	63 Z. KHAIRUDDIN	Crashed - Turn 8
17.27.07	99 P. JACOBSEN	Stop - Technical Problem
17.28.07	99 P. JACOBSEN	Technical Problem - Turn 2
17.29.27		RED FLAG
17.33.23		Session Ended - Oil On Track
17.33.42		End Of Session

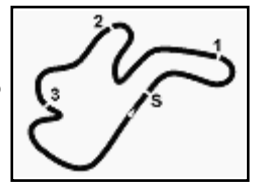
Fastest Laps Sequence

No. Rider	Nat	Team	Bike	Local Time	Time	Gap	Avg
77 K. RYDE	GBR	Kawasaki Puccetti Racing	Kawasaki ZX-6R	15:53'55.845	1'52.031		142,835
25 A. BALDOLINI	ITA	Race Department ATK#25	MV Agusta F3 675	15:54'07.175	1'36.245	-15.786	166,263
66 N. TUULI	FIN	Kallio Racing	Yamaha YZF R6	15:54'36.357	1'36.136	-0.109	166,452
77 K. RYDE	GBR	Kawasaki Puccetti Racing	Kawasaki ZX-6R	15:55'31.753	1'35.908	-0.228	166,847
66 N. TUULI	FIN	Kallio Racing	Yamaha YZF R6	15:57'50.300	1'35.755	-0.153	167,114
99 P. JACOBSEN	USA	MV Agusta Reparto Corse	MV Agusta F3 675	15:58'16.488	1'35.196	-0.559	168,095
99 P. JACOBSEN	USA	MV Agusta Reparto Corse	MV Agusta F3 675	15:59'50.755	1'34.267	-0.929	169,752
99 P. JACOBSEN	USA	MV Agusta Reparto Corse	MV Agusta F3 675	16:04'36.231	1'34.210	-0.057	169,855

Start 15:50 End 17:33 The results are provisional until the end of the time limit for protests and appeals and the completion of the technical checks.

These data/results cannot be reproduced, stored and/or transmitted in whole or in part by any manner of electronic, mechanical, photocopying, recording, broadcasting or otherwise now known or herein after developed without the previous express consent by the copyright owner, except for reproduction in daily press and regular printed publications on sale to the public within 60 days of the event related to those data/results and always provided that copyright symbol appears together as follows below.

© DORNA WSBK ORGANIZATION Srl 2017



Phillip Island DWO Official Test, 20-21 February 2017

World Supersport - Best Sector & Speed Tuesday FP2

BEST LAP

1	99 P. JACOBSEN	MV Aqusta F3 675	1'34.210
2	81 L. STAPLEFORD	Triumph Daytona 675	1'34.854
3	144 L. MAHIAS	Yamaha YZF R6	1'34.888
4	64 F. CARICASULO	Yamaha YZF R6	1'34.910
5	1 K. SOFUOGLU	Kawasaki ZX-6R	1'34.918
6	16 J. CLUZEL	Honda CBR600RR	1'34.926
7	25 A. BALDOLINI	MV Aqusta F3 675	1'35.055
8	66 N. TUULI	Yamaha YZF R6	1'35.140
9	13 A. WEST	Yamaha YZF R6	1'35.153
10	41 A. WAGNER	Honda CBR600RR	1'35.157
11	111 K. SMITH	Honda CBR600RR	1'35.159
12	26 K. WATANABE	Kawasaki ZX-6R	1'35.209
13	63 Z. KHAIRUDDIN	Kawasaki ZX-6R	1'35.214
14	65 M. CANDUCCI	Kawasaki ZX-6R	1'35.270
15	11 C. GAMARINO	Honda CBR600RR	1'35.313
16	77 K. RYDE	Kawasaki ZX-6R	1'35.330
17	78 H. OKUBO	Honda CBR600RR	1'35.447
18	4 G. REA	Kawasaki ZX-6R	1'35.900
19	10 N. CALERO	Kawasaki ZX-6R	1'36.082
20	83 L. EPIS	Kawasaki ZX-6R	1'36.096
21	35 S. HILL	Triumph Daytona 675	1'36.108
22	70 R. MULHAUSER	Honda CBR600RR	1'36.112
23	32 S. MORAIS	Yamaha YZF R6	1'38.418
24	7 D. PIZZOLI	MV Aqusta F3 675	1'38.991
25	22 M. EDWARDS	Triumph Daytona 675	1'42.409
26	44 R. ROLFO	MV Aqusta F3 675	

SPEED

1	77 K. RYDE	Kawasaki ZX-6R	270.0
2	1 K. SOFUOGLU	Kawasaki ZX-6R	268.7
3	65 M. CANDUCCI	Kawasaki ZX-6R	268.0
4	41 A. WAGNER	Honda CBR600RR	268.0
5	144 L. MAHIAS	Yamaha YZF R6	267.3
6	16 J. CLUZEL	Honda CBR600RR	267.3
7	11 C. GAMARINO	Honda CBR600RR	266.7
8	99 P. JACOBSEN	MV Aqusta F3 675	266.7
9	78 H. OKUBO	Honda CBR600RR	266.0
10	35 S. HILL	Triumph Daytona 675	266.0
11	64 F. CARICASULO	Yamaha YZF R6	265.4
12	25 A. BALDOLINI	MV Aqusta F3 675	265.4
13	83 L. EPIS	Kawasaki ZX-6R	264.1
14	81 L. STAPLEFORD	Triumph Daytona 675	264.1
15	63 Z. KHAIRUDDIN	Kawasaki ZX-6R	263.4
16	66 N. TUULI	Yamaha YZF R6	263.4
17	13 A. WEST	Yamaha YZF R6	262.8
18	26 K. WATANABE	Kawasaki ZX-6R	262.8
19	10 N. CALERO	Kawasaki ZX-6R	262.1
20	70 R. MULHAUSER	Honda CBR600RR	260.9
21	111 K. SMITH	Honda CBR600RR	259.6
22	7 D. PIZZOLI	MV Aqusta F3 675	258.4
23	32 S. MORAIS	Yamaha YZF R6	255.9
24	4 G. REA	Kawasaki ZX-6R	255.9
25	22 M. EDWARDS	Triumph Daytona 675	243.2

SEG. 1

1	77 K. RYDE	3.653
2	16 J. CLUZEL	3.654
3	41 A. WAGNER	3.663
4	1 K. SOFUOGLU	3.671
5	65 M. CANDUCCI	3.674
6	99 P. JACOBSEN	3.678
7	144 L. MAHIAS	3.683
8	35 S. HILL	3.692
9	11 C. GAMARINO	3.695
10	25 A. BALDOLINI	3.700
11	64 F. CARICASULO	3.700
12	78 H. OKUBO	3.704
13	66 N. TUULI	3.719
14	81 L. STAPLEFORD	3.723
15	13 A. WEST	3.724
16	26 K. WATANABE	3.736
17	83 L. EPIS	3.742
18	63 Z. KHAIRUDDIN	3.747
19	10 N. CALERO	3.758
20	70 R. MULHAUSER	3.765
21	7 D. PIZZOLI	3.783
22	32 S. MORAIS	3.784
23	111 K. SMITH	3.784
24	4 G. REA	3.822
25	22 M. EDWARDS	4.045

SEG. 2

1	1 K. SOFUOGLU	18.905
2	63 Z. KHAIRUDDIN	18.961
3	25 A. BALDOLINI	19.009
4	65 M. CANDUCCI	19.023
5	144 L. MAHIAS	19.047
6	64 F. CARICASULO	19.052
7	111 K. SMITH	19.058
8	99 P. JACOBSEN	19.087
9	16 J. CLUZEL	19.097
10	26 K. WATANABE	19.102
11	11 C. GAMARINO	19.108
12	13 A. WEST	19.112
13	78 H. OKUBO	19.122
14	66 N. TUULI	19.155
15	41 A. WAGNER	19.165
16	81 L. STAPLEFORD	19.201
17	83 L. EPIS	19.210
18	10 N. CALERO	19.215
19	77 K. RYDE	19.253
20	70 R. MULHAUSER	19.290
21	4 G. REA	19.302
22	35 S. HILL	19.488
23	32 S. MORAIS	19.584
24	7 D. PIZZOLI	20.105
25	22 M. EDWARDS	20.504

SEG. 3

1	99 P. JACOBSEN	27.188
2	16 J. CLUZEL	27.263
3	64 F. CARICASULO	27.264
4	13 A. WEST	27.364
5	81 L. STAPLEFORD	27.411
6	63 Z. KHAIRUDDIN	27.419
7	77 K. RYDE	27.427
8	11 C. GAMARINO	27.440
9	66 N. TUULI	27.445
10	144 L. MAHIAS	27.471
11	26 K. WATANABE	27.498
12	111 K. SMITH	27.507
13	1 K. SOFUOGLU	27.514
14	25 A. BALDOLINI	27.566
15	83 L. EPIS	27.606
16	78 H. OKUBO	27.644
17	41 A. WAGNER	27.646
18	70 R. MULHAUSER	27.654
19	10 N. CALERO	27.689
20	4 G. REA	27.692
21	35 S. HILL	27.774
22	65 M. CANDUCCI	27.794
23	32 S. MORAIS	28.126
24	7 D. PIZZOLI	28.552
25	22 M. EDWARDS	29.940

SEG. 4

1	99 P. JACOBSEN	17.848
2	25 A. BALDOLINI	17.885
3	65 M. CANDUCCI	17.936
4	1 K. SOFUOGLU	17.946
5	41 A. WAGNER	17.965
6	111 K. SMITH	17.988
7	81 L. STAPLEFORD	18.012
8	77 K. RYDE	18.031
9	144 L. MAHIAS	18.037
10	13 A. WEST	18.040
11	16 J. CLUZEL	18.042
12	11 C. GAMARINO	18.046
13	64 F. CARICASULO	18.046
14	66 N. TUULI	18.078
15	4 G. REA	18.090
16	26 K. WATANABE	18.128
17	63 Z. KHAIRUDDIN	18.151
18	10 N. CALERO	18.153
19	78 H. OKUBO	18.237
20	83 L. EPIS	18.290
21	35 S. HILL	18.313
22	70 R. MULHAUSER	18.331
23	32 S. MORAIS	18.776
24	7 D. PIZZOLI	18.979
25	22 M. EDWARDS	19.501

SEG. 5

1	99 P. JACOBSEN	26.156
2	81 L. STAPLEFORD	26.447
3	64 F. CARICASULO	26.447
4	13 A. WEST	26.521
5	144 L. MAHIAS	26.562
6	16 J. CLUZEL	26.581
7	66 N. TUULI	26.599
8	78 H. OKUBO	26.602
9	26 K. WATANABE	26.642
10	65 M. CANDUCCI	26.643
11	63 Z. KHAIRUDDIN	26.660
12	41 A. WAGNER	26.673
13	111 K. SMITH	26.680
14	77 K. RYDE	26.693
15	25 A. BALDOLINI	26.710
16	1 K. SOFUOGLU	26.759
17	11 C. GAMARINO	26.799
18	35 S. HILL	26.812
19	4 G. REA	26.839
20	70 R. MULHAUSER	26.955
21	10 N. CALERO	26.968
22	83 L. EPIS	27.036
23	32 S. MORAIS	27.221
24	7 D. PIZZOLI	27.536
25	22 M. EDWARDS	28.409

21/02/2017

These data/results cannot be reproduced, stored and/or transmitted in whole or in part by any manner of electronic, mechanical, photocopying, recording, broadcasting or otherwise now known or herein after developed without the previous express consent by the copyright owner, except for reproduction in daily press and regular printed publications on sale to the public within 60 days of the event related to those data/results and always provided that copyright symbol appears together as follows below.

© DORNA WSBK ORGANIZATION Srl 2017

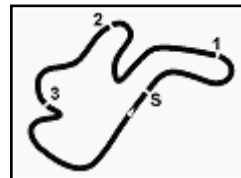
FICR PERUGIA TIMING



Official Tyre Supplier



Official Timekeeper



Phillip Island 4.445 m

Phillip Island DWO Official Test, 20-21 February 2017

World Supersport - Ideal Times Tuesday FP2

No.	Rider	Nat	Bike	Seg. 1	Seg. 2	Seg. 3	Seg. 4	Seg. 5	Ideal Time		
				Diff. 1	Diff. 2	Diff. 3	Diff. 4	Diff. 5	Best Lap	Pos.	Diff.
1	99 P. JACOBSEN	USA	MV Agusta F3 675	3.678 0.082	19.087	27.188	17.848	26.156 0.171	1'33.957	2	0.253
2	64 F. CARICASULO	ITA	Yamaha YZF R6	3.700 0.032	19.052	27.264 0.214	18.046	26.447 0.155	1'34.509	5	0.401
3	16 J. CLUZEL	FRA	Honda CBR600RR	3.654 0.138	19.097	27.263 0.058	18.042	26.581 0.093	1'34.637	7	0.289
4	13 A. WEST	AUS	Yamaha YZF R6	3.724 0.084	19.112	27.364 0.184	18.040 0.124	26.521	1'34.761	10	0.392
5	81 L. STAPLEFORD	GBR	Triumph Daytona 675	3.723 0.060	19.201	27.411	18.012	26.447	1'34.794	3	0.060
6	1 K. SOFUOGLU	TUR	Kawasaki ZX-6R	3.671 0.060	18.905	27.514	17.946 0.063	26.759	1'34.795	6	0.123
7	144 L. MAHIAS	FRA	Yamaha YZF R6	3.683 0.057	19.047	27.471	18.037 0.031	26.562	1'34.800	4	0.088
8	25 A. BALDOLINI	ITA	MV Agusta F3 675	3.700 0.028	19.009 0.003	27.566 0.150	17.885	26.710 0.004	1'34.870	8	0.185
9	63 Z. KHAIRUDDIN	MAS	Kawasaki ZX-6R	3.747 0.056	18.961 0.179	27.419	18.151 0.008	26.660 0.033	1'34.938	14	0.276
10	66 N. TUULI	FIN	Yamaha YZF R6	3.719 0.003	19.155 0.062	27.445 0.050	18.078 0.029	26.599	1'34.996	9	0.144
11	111 K. SMITH	GBR	Honda CBR600RR	3.784 0.027	19.058 0.089	27.507 0.026	17.988	26.680	1'35.017	12	0.142
12	77 K. RYDE	GBR	Kawasaki ZX-6R	3.653 0.084	19.253 0.133	27.427 0.056	18.031	26.693	1'35.057	17	0.273
13	65 M. CANDUCCI	ITA	Kawasaki ZX-6R	3.674 0.083	19.023 0.030	27.794 0.031	17.936 0.056	26.643	1'35.070	15	0.200
14	11 C. GAMARINO	ITA	Honda CBR600RR	3.695 0.064	19.108	27.440	18.046 0.145	26.799 0.016	1'35.088	16	0.225
15	26 K. WATANABE	JPN	Kawasaki ZX-6R	3.736 0.084	19.102 0.009	27.498 0.004	18.128 0.006	26.642	1'35.106	13	0.103
16	41 A. WAGNER	AUS	Honda CBR600RR	3.663 0.045	19.165	27.646	17.965	26.673	1'35.112	11	0.045
17	78 H. OKUBO	JPN	Honda CBR600RR	3.704 0.064	19.122	27.644 0.061	18.237 0.013	26.602	1'35.309	18	0.138
18	4 G. REA	GBR	Kawasaki ZX-6R	3.822	19.302 0.123	27.692 0.032	18.090	26.839	1'35.745	19	0.155
19	10 N. CALERO	ESP	Kawasaki ZX-6R	3.758 0.023	19.215 0.276	27.689	18.153	26.968	1'35.783	20	0.299
20	83 L. EPIS	AUS	Kawasaki ZX-6R	3.742	19.210 0.068	27.606 0.144	18.290	27.036	1'35.884	21	0.212
21	70 R. MULHAUSER	SUI	Honda CBR600RR	3.765 0.017	19.290 0.052	27.654 0.048	18.331	26.955	1'35.995	23	0.117
22	35 S. HILL	GBR	Triumph Daytona 675	3.692	19.488	27.774	18.313 0.029	26.812	1'36.079	22	0.029
23	32 S. MORAIS	RSA	Yamaha YZF R6	3.784 0.017	19.584 0.183	28.126 0.727	18.776	27.221	1'37.491	24	0.927
24	7 D. PIZZOLI	ITA	MV Agusta F3 675	3.783 0.036	20.105	28.552	18.979	27.536	1'38.955	25	0.036
25	22 M. EDWARDS	AUS	Triumph Daytona 675	4.045 0.010	20.504	29.940	19.501	28.409	1'42.399	26	0.010
Overall Ideal Time				3.653	18.905	27.188	17.848	26.156	1'33.750		

21/02/2017

These data/results cannot be reproduced, stored and/or transmitted in whole or in part by any manner of electronic, mechanical, photocopying, recording, broadcasting or otherwise now known or herein after developed without the previous express consent by the copyright owner, except for reproduction in daily press and regular printed publications on sale to the public within 60 days of the event related to those data/results and always provided that copyright symbol appears together as follows below.

© DORNA WSBK ORGANIZATION Srl 2017

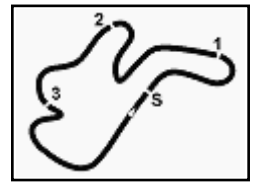
FIGR PERUGIA TIMING



Official Tyre Supplier



Official Timekeeper



Phillip Island DWO Official Test, 20-21 February 2017

World Supersport - Chronological Analysis Tuesday FP2

Lap	Seg. 1	Seg. 2	Seg. 3	Seg. 4	Seg. 5	Lap Time	km/h	Local Time
9	3.764	19.479	28.142	18.546	27.103	1'37.034	261.5	16:09'19.794
10	3.766	19.845	28.687	19.025	20'11.346	21'22.669 P	260.2	16:30'42.463
11	6.939	25.403	29.257	18.966	27.333	1'47.898 P		16:32'30.361
12	3.764	19.394	28.399	18.280	27.096	1'36.933	260.9	16:34'07.294
13	3.746	19.438	28.142	18.328	27.075	1'36.729	262.8	16:35'44.023
14	3.714	19.497	28.439	18.515	27.164	1'37.329	264.7	16:37'21.352
15	3.707	19.570	28.099	18.255	26.757	1'36.568	265.4	16:38'57.920
16	3.674	19.369	27.936	18.249	26.647	1'35.875	268.0	16:40'33.795
17	3.674	19.310	28.261	18.295	12'57.552	14'07.092 P	268.0	16:54'40.887
18	8.015	31.539	30.421	19.537	27.570	1'57.082 P		16:56'37.969
19	3.728	19.174	28.092	18.191	26.715	1'35.900	261.5	16:58'13.869
20	3.775	19.081	27.794	17.936	26.871	1'35.457	260.2	16:59'49.326
21	3.759	19.234	45.972	17.998	27.040	1'54.003	261.5	17:01'43.329
22	3.718	19.276	28.050	18.280	26.755	1'36.079	264.7	17:03'19.408
23	3.731	19.606	28.302	18.390	26.991	1'37.020	263.4	17:04'56.428
24	3.762	19.351	27.901	18.297	26.826	1'36.137	261.5	17:06'32.565
25	3.770	20.231	30.252	18.550	10'00.776	11'13.579 P	260.9	17:17'46.144
26	5.969	25.765	32.265	19.762	27.200	1'50.961 P		17:19'37.105
27	3.771	19.044	27.856	18.194	26.839	1'35.704	259.0	17:21'12.809
28	3.757	19.053	27.825	17.992	26.643	1'35.270	262.1	17:22'48.079
29	3.732	19.023	27.974	18.246	26.891	1'35.866	263.4	17:24'23.945

15° 11 C. GAMARINO (1'35.313)

Lap	Seg. 1	Seg. 2	Seg. 3	Seg. 4	Seg. 5	Lap Time	km/h	Local Time
1	5.334	24.644	30.788	19.390	1'08.795	2'28.951 P		15:51'20.060
2	4.970	26.780	29.330	18.838	27.614	1'47.532 P		15:53'49.011
3	3.814	19.885	33.819	19.237	27.634	1'44.389	257.1	15:57'20.932
4	3.752	19.535	27.925	18.377	27.083	1'36.672	262.1	15:58'57.604
5	3.705	19.692	32.424	18.509	26.989	1'41.319	265.4	16:00'38.923
6	3.700	19.323	27.779	18.212	26.799	1'35.813	266.7	16:02'14.736
7	3.695	20.293	28.588	18.386	13'21.352	14'32.314 P	266.7	16:16'47.050
8	5.319	28.043	31.190	19.041	30.779	1'54.372 P		16:18'41.422
9	3.800	19.541	27.894	18.356	27.111	1'36.702	258.4	16:20'18.124
10	3.801	19.289	28.038	18.217	28.879	1'38.224	259.0	16:21'56.348
11	3.743	20.285	32.003	20.933	24'54.994	26'11.958 P	263.4	16:48'08.306
12	4.874	27.033	32.244	18.618	27.380	1'50.149 P		16:49'58.455
13	3.818	19.426	27.999	18.325	27.514	1'37.082	257.1	16:51'35.537
14	3.844	19.395	27.919	18.236	27.436	1'36.830	255.3	16:53'12.367
15	3.848	19.294	28.069	18.841	10'23.920	11'33.972 P	254.7	17:04'46.339
16	7.474	36.317	32.809	19.103	27.932	2'03.635 P		17:06'49.974
17	3.782	19.290	27.549	18.116	26.922	1'35.659	260.2	17:08'25.633
18	3.785	19.174	27.531	18.084	26.828	1'35.402	259.6	17:10'01.035
19	3.789	19.198	27.542	18.046	27.001	1'35.576	259.0	17:11'36.611
20	3.802	20.576	35.861	19.269	10'43.901	12'03.409 P	258.4	17:23'40.020
21	6.099	27.442	32.793	18.750	28.016	1'53.100 P		17:25'33.120
22	3.837	20.156	28.036	18.225	28.987	1'39.241	255.9	17:27'12.361
23	3.759	19.108	27.440	18.191	26.815	1'35.313	261.5	17:28'47.674

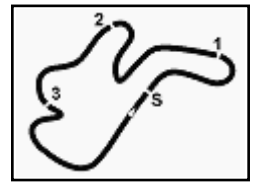
16° 77 K. RYDE (1'35.330)

Lap	Seg. 1	Seg. 2	Seg. 3	Seg. 4	Seg. 5	Lap Time	km/h	Local Time
1	5.818	22.335	28.398	18.436	27.120	1'42.107 P		15:50'21.707
2	3.774	19.337	36.211	22.149	30.560	1'52.031	260.2	15:53'03.814
3	3.741	19.385	27.629	18.203	26.950	1'35.908	263.4	15:55'31.753
4	3.767	19.392	29.678	23.971	34.143	1'50.951	260.9	15:57'22.704
5	3.737	19.386	27.483	18.031	26.693	1'35.330	264.1	15:58'58.034
6	3.653	19.467	28.786	21.661	27.070	1'40.637	270.0	16:00'38.671
7	3.715	19.283	27.449	18.164	27.227	1'35.838	265.4	16:02'14.509
8	3.772	22.245	29.800	19.625	19'04.976	20'20.418 C	262.1	16:22'34.927
9			29.682	18.803	7'23.266	8'42.803 P		16:31'17.730
10	5.612	26.279	30.013	18.933	28.250	1'49.087 P		16:33'06.817
11	3.786	19.432	27.694	18.249	27.169	1'36.330	260.2	16:34'43.147
12	3.773	19.475	27.583	18.231	27.122	1'36.184	261.5	16:36'19.331
13	3.763	19.480	27.672	18.165	27.211	1'36.291	262.1	16:37'55.622
14	3.769	20.401	29.560	19.487	27.767	1'40.984	260.9	16:39'36.606
15	3.775	19.402	27.532	18.196	27.813	1'36.718	261.5	16:41'13.324
16	3.740	19.390	27.615	18.355	9'48.207	10'57.307 P	264.1	16:52'10.631
17	5.637	24.134	28.142	18.739	27.292	1'43.944 P		16:53'54.575
18	3.789	19.478	27.580	18.275	27.207	1'36.329	259.6	16:55'30.904
19	3.786	19.571	27.639	18.318	27.174	1'36.488	259.6	16:57'07.392
20	3.779	19.608	27.682	18.290	27.140	1'36.499	260.9	16:58'43.891
21	3.780	20.002	28.851	18.703	27.224	1'38.560	260.9	17:00'22.451
22	3.770	19.336	27.634	18.188	27.073	1'36.001	260.9	17:01'58.452
23	3.787	20.694				18'53.495 P	259.6	17:20'51.947
24	5.570	23.735	30.825	19.272	27.910	1'47.312 P		17:22'39.259
25	3.857	20.200	28.733	19.329	28.310	1'40.429	254.1	17:24'19.688
26	3.735	19.390	27.765	19.235	28.629	1'38.754	264.1	17:25'58.442
27	3.773		27.427	18.045	27.107	1'35.605	261.5	17:27'34.047

21/02/2017 P = Pits In/Out - C = Lap-Time Cancelled

These data/results cannot be reproduced, stored and/or transmitted in whole or in part by any manner of electronic, mechanical, photocopying, recording, broadcasting or otherwise now known or herein after developed without the previous express consent by the copyright owner, except for reproduction in daily press and regular printed publications on sale to the public within 60 days of the event related to those data/results and always provided that copyright symbol appears together as follows below.

© DORNA WSBK ORGANIZATION Srl 2017



Phillip Island 4.445 m

Phillip Island DWO Official Test, 20-21 February 2017

World Supersport - Chronological Analysis Tuesday FP2

Lap	Seg. 1	Seg. 2	Seg. 3	Seg. 4	Seg. 5	Lap Time	km/h	Local Time
10	3.801	19.475	28.679	18.492	27.524	1'37.971	259.0	16:17'49.313
11	3.841	19.573	29.514	18.334	27.166	1'38.428	255.3	16:19'27.741
12	3.812	19.389	28.225	19.181	15'58.438	17'09.045 P	257.8	16:36'36.786
13	5.633	24.423	35.565			36'44.221 P		17:13'21.007
14	7.185	27.314	33.151	20.232	31.693	1'59.575 P		17:15'20.582
15	3.830	19.760	29.905	19.358	17'15.473	8'28.326 P	257.8	17:23'48.908
16	6.123	27.398	29.001	18.764	27.467	1'48.753 P		17:25'37.661
17	3.742	19.278	27.750	18.290	27.036	1'36.096	264.1	17:27'13.757

21° 35 S. HILL (1'36.108)

Lap	Seg. 1	Seg. 2	Seg. 3	Seg. 4	Seg. 5	Lap Time	km/h	Local Time
1	5.467	24.472	30.758	19.647	1'50.682	3'11.026 P		15:52'08.731
2	5.810	24.085	29.132	19.140	28.539	1'46.706 P		15:55'19.757
3	3.798	20.041	28.592	18.716	27.674	1'38.821	257.8	15:57'06.463
4	3.814	19.907	28.206	18.532	27.266	1'37.725	255.3	15:58'45.284
5	3.813	19.919	31.541	19.055	27.811	1'42.139	257.1	16:00'23.009
6	3.857	20.077	31.964	18.822	6'47.764	8'02.484 P	254.1	16:02'05.148
7	8.604	26.522	29.511	18.964	27.415	1'51.016 P		16:02'05.148
8	3.796	19.902	27.994	18.741	27.188	1'37.621	257.1	16:11'58.648
9	3.784	19.726	28.161	18.648	27.121	1'37.440	257.8	16:13'36.269
10	3.792	19.682	28.156	18.670	27.059	1'37.359	259.0	16:15'13.709
11	3.776	20.053	37.371	19.959	27.863	1'49.022	260.2	16:16'51.068
12	3.763	19.559	27.899	18.518	27.024	1'36.763	258.4	16:18'40.090
13	3.766	19.632	27.940	18.425	26.901	1'36.664	259.0	16:20'16.853
14	3.739	24.722	33.523	21.064	12'12.506	13'35.554 P	260.9	16:21'53.917
15	4.974	24.599	30.881	18.611	27.096	1'46.161 P		16:22'52.071
16	3.743	19.509	27.963	18.316	26.916	1'36.447	262.1	16:37'15.232
17	3.738	19.506	28.031	18.445	26.945	1'36.665	263.4	16:38'51.679
18	3.788	19.574	31.062	20.051	29.105	1'43.580	259.0	16:40'28.344
19	3.692	19.488	27.774	18.342	26.812	1'36.108	266.0	16:42'11.924
20	3.744	21.337	28.250	18.723	27.181	1'39.235	261.5	16:43'48.032
21	3.789	19.525	33.790	22.802	22'32.999	23'52.905 P	258.4	16:45'27.267
22	5.545	24.835	28.937	18.744	27.757	1'45.818 P		16:47'09.212
23	3.820	19.850	28.270	18.605	27.382	1'37.927	256.5	17:11'05.900
24	3.817	19.579	28.069	18.313	27.019	1'36.797	255.9	17:12'43.917
25	3.805	19.548	27.996	18.495	27.037	1'36.881	257.1	17:14'20.714
26	3.789	19.490	28.183	18.336	27.111	1'36.909	258.4	17:15'57.595
27	3.788	20.353	34.927	23.328	10'27.215	11'49.611 P	259.6	17:17'34.504
								17:29'24.115

22° 70 R. MULHAUSER (1'36.112)

Lap	Seg. 1	Seg. 2	Seg. 3	Seg. 4	Seg. 5	Lap Time	km/h	Local Time
1	5.943	23.761	29.432	18.958	27.398	1'45.492 P		15:51'51.459
2	3.856	19.838	28.375	18.784	27.417	1'38.270	254.1	15:53'36.951
3	3.858	19.694	28.016	18.701	27.401	1'37.670	254.1	15:55'15.221
4	3.827	19.624	28.114	18.519	27.241	1'37.325	255.9	15:56'52.891
5	3.836	19.624	28.271	18.647	27.410	1'37.788	255.3	15:58'30.216
6	3.855	19.654	41.974	19.690	20'58.355	22'23.528 P	253.5	16:00'08.004
7	6.028	27.162	31.960	20.357	11'29.329	12'54.836 P		16:22'31.532
8	5.254	27.447	33.765	19.676	30.062	1'56.204 P		16:35'26.368
9	3.789	19.491	27.953	18.367	27.056	1'36.656	259.0	16:37'22.572
10	3.782	19.342	27.702	18.331	26.955	1'36.112	259.6	16:38'59.228
11	3.779	19.313	27.738	18.333	27.257	1'36.420	259.6	16:40'35.340
12	3.834	19.698	27.853	18.379	26.988	1'36.752	255.9	16:42'11.760
13	3.765	19.496	39.904	20.188	13'57.196	15'20.549 P	260.9	16:43'48.512
14	6.437	27.365	29.016	18.690	27.676	1'49.184 P		16:59'09.061
15	3.849	19.601	27.910	18.483	27.043	1'36.886	254.7	17:00'58.245
16	3.848	19.435	27.806	18.486	27.410	1'36.985	254.1	17:02'35.131
17	3.856	19.290	27.654	18.355	27.214	1'36.369	253.5	17:04'12.116
18	3.873	19.433	27.917	18.561	27.082	1'36.866	253.5	17:05'48.485
19	3.844	19.294	27.795	18.405	27.067	1'36.405	254.1	17:07'25.351
20	3.844	19.387	27.871	18.368	9'18.701	10'28.171 P	254.7	17:09'01.756
21	5.692	25.545	28.333	18.692	27.087	1'45.349 P		17:11'29.927
22	3.830	19.463	27.913	18.450	40.120	1'49.776	255.3	17:12'15.276
23	3.890	20.445	44.648	19.213	30.699	1'58.895	252.3	17:23'05.052
24	3.811	19.588	27.933	18.426	27.130	1'36.888	256.5	17:25'03.947
								17:26'40.835

23° 32 S. MORAIS (1'38.418)

Lap	Seg. 1	Seg. 2	Seg. 3	Seg. 4	Seg. 5	Lap Time	km/h	Local Time
1	6.000	24.872	30.555	19.649	1'34.561	2'55.637 P		15:51'15.925
2	5.144	24.084	29.893	19.669	28.198	1'46.988 P		15:54'11.562
3	3.991	22.655	29.155	18.887	27.695	1'42.383	239.5	15:55'58.550
4	3.801	19.767	28.853	18.776	27.221	1'38.418	254.7	15:57'40.933
								15:59'19.351

24° 7 D. PIZZOLI (1'38.991)

Lap	Seg. 1	Seg. 2	Seg. 3	Seg. 4	Seg. 5	Lap Time	km/h	Local Time
1	6.000	24.872	30.555	19.649	1'34.561	2'55.637 P		15:51'15.925
2	5.144	24.084	29.893	19.669	28.198	1'46.988 P		15:54'11.562
3	3.991	22.655	29.155	18.887	27.695	1'42.383	239.5	15:55'58.550
4	3.801	19.767	28.853	18.776	27.221	1'38.418	254.7	15:57'40.933
								15:59'19.351

16:06'51.825

21/02/2017 P = Pits In/Out - C = Lap-Time Cancelled

These data/results cannot be reproduced, stored and/or transmitted in whole or in part by any manner of electronic, mechanical, photocopying, recording, broadcasting or otherwise now known or herein after developed without the previous express consent by the copyright owner, except for reproduction in daily press and regular printed publications on sale to the public within 60 days of the event related to those data/results and always provided that copyright symbol appears together as follows below.

© DORNA WSBK ORGANIZATION Srl 2017