

Portimao 4.592 m

DWO Official Test Portimao, 24-25 August 2019

Day 1

No.	Rider	Nat	Team	Bike	Class	FP1	FP2	Time	Gap	Rel.	Laps
1	54 RAZGATLIOGLU Toprak	TUR	Turkish Puccetti Racing	Kawasaki ZX-10RR	IND	1'41.897	1'42.771	1'41.897			45
2	1 REA Jonathan	GBR	Kawasaki Racing Team WorldSBK	Kawasaki ZX-10RR		1'42.056	1'42.218	1'42.056	0.159	0.159	51
3	19 BAUTISTA Alvaro	ESP	ARUBA.IT Racing - Ducati	Ducati Panigale V4 R		1'42.087	1'42.129	1'42.087	0.190	0.031	66
4	66 SYKES Tom	GBR	BMW Motorrad WorldSBK Team	BMW S1000 RR		1'42.174	1'42.936	1'42.174	0.277	0.087	26
5	60 VAN DER MARK Michael	NED	Pata Yamaha WorldSBK Team	Yamaha YZF R1		1'42.421	1'42.635	1'42.421	0.524	0.247	51
6	21 RINALDI Michael Ruben	ITA	BARNI Racing Team	Ducati Panigale V4 R	IND	1'42.426	1'42.469	1'42.426	0.529	0.005	52
7	22 LOWES Alex	GBR	Pata Yamaha WorldSBK Team	Yamaha YZF R1		1'42.449	1'42.828	1'42.449	0.552	0.023	46
8	7 DAVIES Chaz	GBR	ARUBA.IT Racing - Ducati	Ducati Panigale V4 R		1'42.487	1'43.012	1'42.487	0.590	0.038	51
9	11 CORTESE Sandro	GER	GRT Yamaha WorldSBK	Yamaha YZF R1	IND	1'42.495	1'43.157	1'42.495	0.598	0.008	51
10	91 HASLAM Leon	GBR	Kawasaki Racing Team WorldSBK	Kawasaki ZX-10RR		1'42.599	1'42.523	1'42.523	0.626	0.028	51
11	76 BAZ Loris	FRA	Ten Kate Racing - Yamaha	Yamaha YZF R1	IND	1'42.649	1'42.734	1'42.649	0.752	0.126	63
12	81 TORRES Jordi	ESP	Team Pedercini Racing	Kawasaki ZX-10RR	IND	1'42.760	1'42.853	1'42.760	0.863	0.111	52
13	50 LAVERTY Eugene	IRL	Team Goeleven	Ducati Panigale V4 R	IND	1'43.539	1'42.836	1'42.836	0.939	0.076	54
14	28 REITERBERGER Markus	GER	BMW Motorrad WorldSBK Team	BMW S1000 RR		1'43.077	1'43.086	1'43.077	1.180	0.241	60
15	33 MELANDRI Marco	ITA	GRT Yamaha WorldSBK	Yamaha YZF R1	IND	1'43.216	1'43.187	1'43.187	1.290	0.110	54
16	36 MERCADO Leandro	ARG	Orelac Racing VerdNatura	Kawasaki ZX-10RR	IND	1'43.411	1'44.872	1'43.411	1.514	0.224	38
17	13 TAKAHASHI Takumi	JPN	Moriwaki Althea Honda Team	Honda CBR1000RR		1'44.645	1'44.380	1'44.380	2.483	0.969	66
18	23 KIYONARI Ryuichi	JPN	Moriwaki Althea Honda Team	Honda CBR1000RR		1'44.552	1'44.801	1'44.552	2.655	0.172	51
19	20 BARRIER Sylvain	FRA	BRIXX Racing Team	Ducati Panigale V4 R		1'44.953	1'44.665	1'44.665	2.768	0.113	38

24/08/2019

These data/results cannot be reproduced, stored and/or transmitted in whole or in part by any manner of electronic, mechanical, photocopying, recording, broadcasting or otherwise now known or herein after developed without the previous express consent by the copyright owner, except for reproduction in daily press and regular printed publications on sale to the public within 60 days of the event related to those data/results and always provided that copyright symbol appears together as follows below.

© DORNA WSBK ORGANIZATION Srl 2019

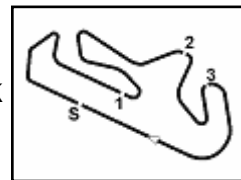
FIGR PERUGIA TIMING



Official Tyre Supplier



Official Timekeeper



Portimao 4.592 m

DWO Official Test Portimao, 24-25 August 2019

Results Saturday 2nd Session

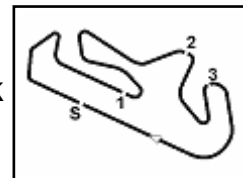
No.	Rider	Nat	Team	Bike	Class	Time	Gap	Rel.	Laps
1	19 BAUTISTA Alvaro	ESP	ARUBA.IT Racing - Ducati	Ducati Panigale V4 R		1'42.129			32
2	1 REA Jonathan	GBR	Kawasaki Racing Team WorldSBK	Kawasaki ZX-10RR		1'42.218	0.089	0.089	26
3	21 RINALDI Michael Ruben	ITA	BARNI Racing Team	Ducati Panigale V4 R	IND	1'42.469	0.340	0.251	27
4	91 HASLAM Leon	GBR	Kawasaki Racing Team WorldSBK	Kawasaki ZX-10RR		1'42.523	0.394	0.054	27
5	60 VAN DER MARK Michael	NER	Pata Yamaha WorldSBK Team	Yamaha YZF R1		1'42.635	0.506	0.112	27
6	76 BAZ Loris	FRA	Ten Kate Racing - Yamaha	Yamaha YZF R1	IND	1'42.734	0.605	0.099	30
7	54 RAZGATLIOGLU Toprak	TUR	Turkish Puccetti Racing	Kawasaki ZX-10RR	IND	1'42.771	0.642	0.037	15
8	22 LOWES Alex	GBR	Pata Yamaha WorldSBK Team	Yamaha YZF R1		1'42.828	0.699	0.057	18
9	50 LAVERTY Eugene	IRL	Team Gooleven	Ducati Panigale V4 R	IND	1'42.836	0.707	0.008	27
10	81 TORRES Jordi	ESP	Team Pedercini Racing	Kawasaki ZX-10RR	IND	1'42.853	0.724	0.017	26
11	66 SYKES Tom	GBR	BMW Motorrad WorldSBK Team	BMW S1000 RR		1'42.936	0.807	0.083	17
12	7 DAVIES Chaz	GBR	ARUBA.IT Racing - Ducati	Ducati Panigale V4 R		1'43.012	0.883	0.076	22
13	28 REITERBERGER Markus	GER	BMW Motorrad WorldSBK Team	BMW S1000 RR		1'43.086	0.957	0.074	31
14	11 CORTESE Sandro	GER	GRT Yamaha WorldSBK	Yamaha YZF R1	IND	1'43.157	1.028	0.071	25
15	33 MELANDRI Marco	ITA	GRT Yamaha WorldSBK	Yamaha YZF R1	IND	1'43.187	1.058	0.030	25
16	13 TAKAHASHI Takumi	JPN	Moriwaki Althea Honda Team	Honda CBR1000RR		1'44.380	2.251	1.193	31
17	20 BARRIER Sylvain	FRA	BRIXX Racing Team	Ducati Panigale V4 R		1'44.665	2.536	0.285	19
18	23 KIYONARI Ryuichi	JPN	Moriwaki Althea Honda Team	Honda CBR1000RR		1'44.801	2.672	0.136	24
19	36 MERCADO Leandro	ARG	Orelac Racing VerdNatura	Kawasaki ZX-10RR	IND	1'44.872	2.743	0.071	9

Humidity:	30%	AIR	32°C
Condition:	Dry	Temp:	48°C

24/08/2019	Start 13:10	End 15:02
------------	----------------	--------------

The results are provisional until the end of the time limit for protests and appeals and the completion of the technical checks.





Portimao 4.592 m

DWO Official Test Portimao, 24-25 August 2019 Best Sectors & Speed Saturday 2nd Session

BEST LAP		
1	19 A. BAUTISTA	Ducati Panigale V4 R 1'42.129
2	1 J. REA	Kawasaki ZX-10RR 1'42.218
3	21 M. RINALDI	Ducati Panigale V4 R 1'42.469
4	91 L. HASLAM	Kawasaki ZX-10RR 1'42.523
5	60 M. VAN DER MARK	Yamaha YZF R1 1'42.635
6	76 L. BAZ	Yamaha YZF R1 1'42.734
7	54 T. RAZGATLIOGLU	Kawasaki ZX-10RR 1'42.771
8	22 A. LOWES	Yamaha YZF R1 1'42.828
9	50 E. LAVERTY	Ducati Panigale V4 R 1'42.836
10	81 J. TORRES	Kawasaki ZX-10RR 1'42.853
11	66 T. SYKES	BMW S1000 RR 1'42.936
12	7 C. DAVIES	Ducati Panigale V4 R 1'43.012
13	28 M. REITERBERGER	BMW S1000 RR 1'43.086
14	11 S. CORTESE	Yamaha YZF R1 1'43.157
15	33 M. MELANDRI	Yamaha YZF R1 1'43.187
16	13 T. TAKAHASHI	Honda CBR1000RR 1'44.380
17	20 S. BARRIER	Ducati Panigale V4 R 1'44.665
18	23 R. KIYONARI	Honda CBR1000RR 1'44.801
19	36 L. MERCADO	Kawasaki ZX-10RR 1'44.872

SPEED		
1	7 C. DAVIES	Ducati Panigale V4 R 319,6
2	19 A. BAUTISTA	Ducati Panigale V4 R 312,3
3	60 M. VAN DER MARK	Yamaha YZF R1 311,4
4	1 J. REA	Kawasaki ZX-10RR 310,5
5	22 A. LOWES	Yamaha YZF R1 310,5
6	50 E. LAVERTY	Ducati Panigale V4 R 309,6
7	54 T. RAZGATLIOGLU	Kawasaki ZX-10RR 308,7
8	20 S. BARRIER	Ducati Panigale V4 R 307,0
9	76 L. BAZ	Yamaha YZF R1 307,0
10	66 T. SYKES	BMW S1000 RR 306,1
11	33 M. MELANDRI	Yamaha YZF R1 306,1
12	28 M. REITERBERGER	BMW S1000 RR 306,1
13	21 M. RINALDI	Ducati Panigale V4 R 306,1
14	11 S. CORTESE	Yamaha YZF R1 306,1
15	91 L. HASLAM	Kawasaki ZX-10RR 305,2
16	81 J. TORRES	Kawasaki ZX-10RR 304,4
17	36 L. MERCADO	Kawasaki ZX-10RR 301,0
18	13 T. TAKAHASHI	Honda CBR1000RR 301,0
19	23 R. KIYONARI	Honda CBR1000RR 293,7

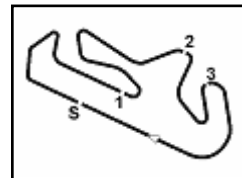
SEG. 1		SEG. 2		SEG. 3		SEG. 4	
1	19 A. BAUTISTA 31.977	1	1 J. REA 30.517	1	76 L. BAZ 20.277	1	11 S. CORTESE 18.962
2	7 C. DAVIES 32.168	2	91 L. HASLAM 30.585	2	1 J. REA 20.281	2	19 A. BAUTISTA 18.966
3	1 J. REA 32.229	3	54 T. RAZGATLIOGLU 30.626	3	50 E. LAVERTY 20.368	3	28 M. REITERBERGER 18.998
4	21 M. RINALDI 32.238	4	81 J. TORRES 30.628	4	54 T. RAZGATLIOGLU 20.369	4	60 M. VAN DER MARK 19.016
5	22 A. LOWES 32.262	5	21 M. RINALDI 30.649	5	81 J. TORRES 20.375	5	91 L. HASLAM 19.017
6	60 M. VAN DER MARK 32.312	6	66 T. SYKES 30.666	6	91 L. HASLAM 20.381	6	21 M. RINALDI 19.071
7	91 L. HASLAM 32.318	7	76 L. BAZ 30.680	7	19 A. BAUTISTA 20.386	7	76 L. BAZ 19.102
8	50 E. LAVERTY 32.406	8	22 A. LOWES 30.707	8	33 M. MELANDRI 20.399	8	1 J. REA 19.133
9	81 J. TORRES 32.411	9	19 A. BAUTISTA 30.729	9	66 T. SYKES 20.400	9	22 A. LOWES 19.134
10	54 T. RAZGATLIOGLU 32.412	10	50 E. LAVERTY 30.755	10	28 M. REITERBERGER 20.418	10	66 T. SYKES 19.193
11	33 M. MELANDRI 32.449	11	60 M. VAN DER MARK 30.812	11	11 S. CORTESE 20.428	11	50 E. LAVERTY 19.201
12	66 T. SYKES 32.456	12	28 M. REITERBERGER 30.833	12	60 M. VAN DER MARK 20.445	12	33 M. MELANDRI 19.206
13	20 S. BARRIER 32.486	13	33 M. MELANDRI 30.871	13	21 M. RINALDI 20.474	13	54 T. RAZGATLIOGLU 19.229
14	76 L. BAZ 32.504	14	7 C. DAVIES 30.879	14	7 C. DAVIES 20.579	14	81 J. TORRES 19.272
15	28 M. REITERBERGER 32.523	15	11 S. CORTESE 30.931	15	22 A. LOWES 20.583	15	7 C. DAVIES 19.354
16	11 S. CORTESE 32.573	16	20 S. BARRIER 31.167	16	13 T. TAKAHASHI 20.704	16	13 T. TAKAHASHI 19.367
17	13 T. TAKAHASHI 32.752	17	36 L. MERCADO 31.287	17	36 L. MERCADO 20.743	17	23 R. KIYONARI 19.390
18	23 R. KIYONARI 32.918	18	13 T. TAKAHASHI 31.397	18	23 R. KIYONARI 20.769	18	20 S. BARRIER 19.432
19	36 L. MERCADO 33.072	19	23 R. KIYONARI 31.417	19	20 S. BARRIER 20.948	19	36 L. MERCADO 19.636

24/08/2019

These data/results cannot be reproduced, stored and/or transmitted in whole or in part by any manner of electronic, mechanical, photocopying, recording, broadcasting or otherwise now known or herein after developed without the previous express consent by the copyright owner, except for reproduction in daily press and regular printed publications on sale to the public within 60 days of the event related to those data/results and always provided that copyright symbol appears together as follows below.

© DORNA WSBK ORGANIZATION Srl 2019





Portimao 4.592 m

DWO Official Test Portimao, 24-25 August 2019

Ideal Times Saturday 2nd Session

No.	Rider	Nat	Bike	Seg. 1	Seg. 2	Seg. 3	Seg. 4	Ideal Time		
				Diff. 1	Diff. 2	Diff. 3	Diff. 4	Best Lap	Pos.	Diff.
1	19 A. BAUTISTA	ESP	Ducati Panigale V4 R	31.977	30.729	20.386 +0.071	18.966	1'42.058		
2	1 J. REA	GBR	Kawasaki ZX-10RR	32.229	30.517	20.281 +0.058	19.133	1'42.129	1	0.071
3	91 L. HASLAM	GBR	Kawasaki ZX-10RR	32.318 +0.065	30.585 +0.012	20.381 +0.100	19.017 +0.045	1'42.218	2	0.058
4	21 M. RINALDI	ITA	Ducati Panigale V4 R	32.238	30.649	20.474 +0.029	19.071 +0.008	1'42.301	4	0.222
5	76 L. BAZ	FRA	Yamaha YZF R1	32.504 +0.013	30.680	20.277 +0.128	19.102 +0.030	1'42.432	3	0.037
6	60 M. VAN DER MARK	NED	Yamaha YZF R1	32.312 +0.035	30.812	20.445 +0.015	19.016	1'42.469	6	0.171
7	54 T. RAZGATLIOGLU	TUR	Kawasaki ZX-10RR	32.412 +0.021	30.626	20.369 +0.025	19.229 +0.089	1'42.563	5	0.050
8	81 J. TORRES	ESP	Kawasaki ZX-10RR	32.411	30.628 +0.140	20.375	19.272 +0.027	1'42.734	7	0.135
9	22 A. LOWES	GBR	Yamaha YZF R1	32.262 +0.121	30.707 +0.015	20.583 +0.006	19.134	1'42.636	10	0.167
10	66 T. SYKES	GBR	BMW S1000 RR	32.456 +0.197	30.666 +0.024	20.400	19.193	1'42.686	8	0.142
11	50 E. LAVERTY	IRL	Ducati Panigale V4 R	32.406	30.755	20.368 +0.106	19.201	1'42.828	11	0.221
12	28 M. REITERBERGER	GER	BMW S1000 RR	32.523	30.833 +0.135	20.418 +0.023	18.998 +0.156	1'42.730	9	0.106
13	11 S. CORTESE	GER	Yamaha YZF R1	32.573	30.931 +0.152	20.428 +0.010	18.962 +0.101	1'42.836	13	0.314
14	33 M. MELANDRI	ITA	Yamaha YZF R1	32.449	30.871 +0.015	20.399 +0.247	19.206	1'42.894	14	0.263
15	7 C. DAVIES	GBR	Ducati Panigale V4 R	32.168	30.879	20.579 +0.032	19.354	1'43.157	15	0.262
16	20 S. BARRIER	FRA	Ducati Panigale V4 R	32.486 +0.041	31.167 +0.590	20.948 +0.001	19.432	1'43.187	12	0.032
17	13 T. TAKAHASHI	JPN	Honda CBR1000RR	32.752 +0.102	31.397 +0.050	20.704	19.367 +0.008	1'43.012	17	0.632
18	23 R. KIYONARI	JPN	Honda CBR1000RR	32.918 +0.194	31.417	20.769	19.390 +0.113	1'44.033	16	0.160
19	36 L. MERCADO	ARG	Kawasaki ZX-10RR	33.072	31.287	20.743	19.636 +0.134	1'44.220	18	0.307
Overall Ideal Time				31.977	30.517	20.277	18.962	1'41.733		

24/08/2019

These data/results cannot be reproduced, stored and/or transmitted in whole or in part by any manner of electronic, mechanical, photocopying, recording, broadcasting or otherwise now known or herein after developed without the previous express consent by the copyright owner, except for reproduction in daily press and regular printed publications on sale to the public within 60 days of the event related to those data/results and always provided that copyright symbol appears together as follows below.

© DORNA WSBK ORGANIZATION Srl 2019

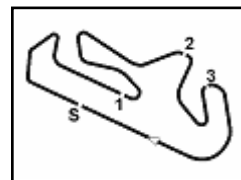
FICR PERUGIA TIMING



Official Tyre Supplier



Official Timekeeper



DWO Official Test Portimao, 24-25 August 2019 Chronological Analysis Saturday 2nd Session

Portimao 4.592 m

2 / 5

28 32.520 30.742 20.397 19.569 1'43.228 302,7 15:00'49.512

29	32.803	31.087	22.827	24.077	1'50.794	302,7	14:57'24.647
30	32.591	30.708	20.277	19.250	1'42.826	305,2	14:59'07.473
31	32.517	30.680	20.405	19.132	1'42.734	307,0	15:00'50.207

5° 60 M. VAN DER MARK (1'42.635)

Lap	Seg.1	Seg.2	Seg.3	Seg.4	Lap Time	km/h	Local Time
1		31.925	21.769	20.394			13:12'33.919
2	32.796	31.498	20.759	19.346	1'44.399	301,0	13:14'18.318
3	32.755	31.098	20.700	19.259	1'43.812	305,2	13:16'02.130
4	32.531	31.319	20.740	19.306	1'43.896	307,8	13:17'46.026
5	36.112	31.068	20.794	23.980	1'51.954P	308,7	13:19'37.980
6	9'04.832	32.068	20.748	19.339	10'16.987P		13:29'54.967
7	32.666	31.123	20.636	19.199	1'43.624	307,8	13:31'38.591
8	32.587	31.452	20.569	19.401	1'44.009	304,4	13:33'22.600
9	32.548	31.186	20.576	19.292	1'43.602	311,4	13:35'06.202
10	36.148	33.022	21.352	24.579	1'55.101P	308,7	13:37'01.303
11	12'36.444	31.356	20.688	19.326	13'47.814P		13:50'49.117
12	32.524	30.942	20.525	19.224	1'43.215	306,1	13:52'32.332
13	32.601	31.081	20.608	19.163	1'43.453	307,0	13:54'15.785
14	32.532	30.992	20.550	19.132	1'43.206	306,1	13:55'58.991
15	35.985	32.411	21.220	25.144	1'54.760P	300,2	13:57'53.751
16	12'25.804	31.527	20.737	19.334	13'37.402P		14:11'31.153
17	32.441	31.023	20.595	19.216	1'43.275	310,5	14:13'14.428
18	34.727	31.287	20.597	19.113	1'45.724	309,6	14:15'00.152
19	32.573	30.920	20.475	19.125	1'43.093	296,9	14:16'43.245
20	32.648	31.051	20.474	19.145	1'43.318	295,3	14:18'26.563
21	32.787	30.849	20.728	23.160	1'47.524P	303,5	14:20'14.087
22	24'37.341	31.429	20.600	19.244	25'48.614P		14:46'02.701
23	32.390	31.024	20.561	19.202	1'43.177	307,8	14:47'45.878
24	37.060	31.081	20.498	19.091	1'47.730	310,5	14:49'33.608
25	32.426	30.855	20.445	19.092	1'42.818	302,7	14:51'16.426
26	32.347	30.812	20.460	19.016	1'42.635	308,7	14:52'59.061
27	32.312	31.062	20.547	19.172	1'43.093	306,1	14:54'42.154
28	36.427	31.260	20.524	22.783	1'50.994P	311,4	14:56'33.148

7° 54 T. RAZGATLIOGLU (1'42.771)

Lap	Seg.1	Seg.2	Seg.3	Seg.4	Lap Time	km/h	Local Time
1		31.723	20.859	19.447			13:13'01.286
2	32.545	30.738	20.753	19.356	1'43.392	308,7	13:14'44.678
3	32.412	30.803	20.487	19.244	1'42.946	307,8	13:16'27.624
4	32.434	30.820	20.475	19.258	1'42.987	303,5	13:18'10.611
5	32.518	30.666	20.461	19.229	1'42.874	303,5	13:19'53.485
6	32.502	30.904	20.479	19.275	1'43.160	303,5	13:21'36.645
7	33.689	33.070	22.107	22.930	1'51.796P	297,7	13:23'28.441
8	21'44.929	33.063	21.117	19.569	22'58.678P		13:46'27.119
9	32.692	30.913	20.607	19.321	1'43.533	304,4	13:48'10.652
10	32.423	30.812	20.369	19.270	1'42.874	308,7	13:49'53.526
11	32.447	30.703	20.382	19.257	1'42.789	304,4	13:51'36.315
12	32.433	30.626	20.394	19.318	1'42.771	307,0	13:53'19.086
13	32.543	30.748	20.394	19.352	1'43.037	301,0	13:55'02.123
14	35.979	33.658	22.560	22.782	1'54.979P	298,5	13:56'57.102
15	19'54.280	35.185	24.163	23.699	21'17.327P		14:18'14.429
16	34'43.201	35.477	22.706	22.716	36'04.100P		14:54'18.529

8° 22 A. LOWES (1'42.828)

Lap	Seg.1	Seg.2	Seg.3	Seg.4	Lap Time	km/h	Local Time
1		31.953	21.007	19.546			13:17'24.091
2	32.670	31.055	20.728	19.417	1'43.870	304,4	13:19'07.961
3	32.811	31.258	20.713	19.341	1'44.123	302,7	13:20'52.084
4	35.466	36.599	20.980	25.787	1'58.822P	304,4	13:22'50.906
5	20'49.290	32.129	21.007	19.552	22'01.978P		13:44'52.884
6	32.737	31.068	20.727	19.342	1'43.874	301,0	13:46'36.758
7	32.616	30.951	20.757	19.321	1'43.645	307,0	13:48'20.403
8	32.563	30.846	20.648	19.291	1'43.348	308,7	13:50'03.751
9	32.437	32.644	23.522	26.047	1'54.650P	310,5	13:51'58.401
10	23'37.151	31.293	20.682	19.396	24'48.522P		14:16'46.923
11	32.751	30.815	20.602	19.287	1'43.455	308,7	14:18'30.378
12	32.262	31.057	20.661	19.245	1'43.225	305,2	14:20'13.603
13	32.687	30.792	20.583	19.180	1'43.242	304,4	14:21'56.845
14	32.949	32.800	21.520	23.746	1'51.015P	296,9	14:23'47.860
15	27'54.107	32.170	20.853	19.388	29'06.518P		14:52'54.378
16	32.510	30.707	20.599	19.270	1'43.086	302,7	14:54'37.464
17	32.383	30.722	20.589	19.134	1'42.828	305,2	14:56'20.292
18	35.312	43.889	22.930	19.377	2'01.508	296,1	14:58'21.800
19	32.513	30.782	20.614	19.229	1'43.138	307,8	15:00'04.938

9° 50 E. LAVERTY (1'42.836)

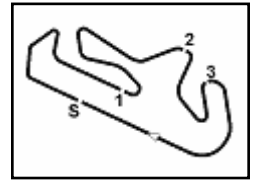
Lap	Seg.1	Seg.2	Seg.3	Seg.4	Lap Time	km/h	Local Time
1		34.239	22.682	20.103			13:12'25.399
2	33.447	31.772	20.981	19.515	1'45.715	305,2	13:14'11.114
3	33.245	31.607	20.985	19.517	1'45.354	296,1	13:15'56.468
4	33.125	31.353	20.885	19.678	1'45.041	299,3	13:17'41.509
5	34.966	38.862	22.500	27.076	2'03.404P	259,9	13:19'44.913
6	21'30.551	35.603	21.843	19.882	22'47.879P		13:42'32.792
7	33.254	31.265	20.926	19.506	1'44.951	301,0	13:44'17.743
8	33.011	31.204	20.934	19.462	1'44.611	306,1	13:46'02.354
9	32.882	31.414	20.864	19.548	1'44.708	300,2	13:47'47.062
10	33.038	31.347	20.865	19.518	1'44.768	300,2	13:49'31.830
11	34.242	33.694	22.144	28.553	1'58.633P	261,7	13:51'30.463
12	11'17.995	34.906	21.528	19.689	12'34.118P		14:04'04.581
13	32.841	31.172	20.643	19.590	1'44.246	301,8	14:05'48.827
14	32.590	31.198	20.706	19.416	1'43.910	304,4	14:07'32.737
15	32.638	31.126	20.686	19.433	1'43.883	301,0	14:09'16.620
16	34.936	32.410	22.337	25.348	1'55.031P	285,9	14:11'11.651

24/08/2019 P = Pits In/Out - C = Lap Time Cancelled

These data/results cannot be reproduced, stored and/or transmitted in whole or in part by any manner of electronic, mechanical, photocopying, recording, broadcasting or otherwise now known or herein after developed without the previous express consent by the copyright owner, except for reproduction in daily press and regular printed publications on sale to the public within 60 days of the event related to those data/results and always provided that copyright symbol appears together as follows below.

© DORNA WSBK ORGANIZATION Srl 2019





Portimao 4.592 m

DWO Official Test Portimao, 24-25 August 2019 Chronological Analysis Saturday 2nd Session

17	13'26.142	33.004	21.282	19.603	14'40.031P		14:25'51.682
18	32.567	30.992	20.557	19.371	1'43.487	302,7	14:27'35.169
19	32.476	31.017	20.416	19.490	1'43.399	306,1	14:29'18.568
20	36.494	33.241	21.948	25.374	1'57.057P	308,7	14:31'15.625
21	12'34.995	32.937	21.543	19.776	13'49.251P		14:45'04.876
22	32.615	30.865	20.658	19.408	1'43.546	304,4	14:46'48.422
23	32.591	30.943	20.523	19.417	1'43.474	307,0	14:48'31.896
24	36.404	31.025	20.829	23.491	1'51.749P	299,3	14:50'23.645
25	4'28.280	33.221	21.144	19.928	5'42.573P		14:56'06.218
26	32.438	30.966	20.368	19.365	1'43.137	302,7	14:57'49.355
27	32.406	30.755	20.474	19.201	1'42.836	309,6	14:59'32.191
28	36.973	32.903	21.571	25.575	1'57.022P	305,2	15:01'29.213

12° 7 C. DAVIES (1'43.012)							
Lap	Seg.1	Seg.2	Seg.3	Seg.4	Lap Time	km/h	Local Time
1		32.686	21.321	19.946			13:16'35.994
2	32.883	31.373	21.408	19.854	1'45.518	312,3	13:18'21.512
3	32.662	31.133	20.775	19.459	1'44.029	315,9	13:20'05.541
4	32.614	31.064	20.788	19.681	1'44.147	318,7	13:21'49.688
5	32.340	30.956	20.712	19.633	1'43.641	315,0	13:23'33.329
6	35.068	34.571	22.467	24.772	1'56.878P	298,5	13:25'30.207
7	26'12.370	33.432	21.227	19.855	27'26.884P		13:52'57.091
8	32.680	31.421	20.956	19.725	1'44.782	312,3	13:54'41.873
9	32.468	31.060	20.777	19.675	1'43.980	315,9	13:56'25.853
10	37.146	32.905	22.094	19.937	1'52.082	315,9	13:58'17.935
11	33.973	32.196	21.365	20.046	1'47.580	306,1	14:00'05.515
12	32.308	31.017	20.714	19.835	1'43.874	317,8	14:01'49.389
13	32.399	36.055	24.090	26.031	1'58.575P	315,9	14:03'47.964
14	15'47.284	32.974	21.630	19.903	17'01.791P		14:20'49.755
15	33.148	32.569	24.292	19.914	1'49.923	318,7	14:22'39.678
16	32.247	30.906	20.579	19.444	1'43.176	316,8	14:24'22.854
17	32.168	30.879	20.611	19.354	1'43.012	316,8	14:26'05.866
18	34.576	33.916	21.437	19.617	1'49.546	319,6	14:27'55.412
19	32.260	30.959	20.761	19.430	1'43.410	312,3	14:29'38.822
20	33.919	32.833	20.946	23.920	1'51.618P	289,0	14:31'30.440
21	23'41.583	32.860	24.002	19.624	24'58.069P		14:56'28.509
22	37.519	31.915	22.072	20.199	1'51.705	313,2	14:58'20.214
23	32.607	31.408	20.995	19.717	1'44.727	313,2	15:00'04.941

10° 81 J. TORRES (1'42.853)							
Lap	Seg.1	Seg.2	Seg.3	Seg.4	Lap Time	km/h	Local Time
1		32.267	21.809	20.381			13:12'33.687
2	32.847	31.049	21.779	19.549	1'45.224	293,7	13:14'18.911
3	32.903	30.953	20.472	19.318	1'43.646	293,7	13:16'02.557
4	32.717	30.945	20.726	19.291	1'43.679	296,1	13:17'46.236
5	32.662	31.211	20.599	19.440	1'43.912	291,3	13:19'30.148
6	32.741	31.274	20.732	23.352	1'48.099P	301,8	13:21'18.247
7	26'31.360	32.288	21.057	19.757	27'44.462P		13:49'02.709
8	33.031	31.152	20.631	22.762	1'47.576	295,3	13:50'50.285
9	32.862	30.963	20.402	19.613	1'43.840	289,7	13:52'34.125
10	32.852	31.122	20.607	19.560	1'44.141	295,3	13:54'18.266
11	33.036	31.997	21.366	24.227	1'50.626P	297,7	13:56'08.892
12	19'55.729	32.082	20.999	19.639	21'08.449P		14:17'17.341
13	33.124	31.091	20.689	19.504	1'44.408	292,1	14:19'01.749
14	32.868	31.027	21.302	19.607	1'44.804	295,3	14:20'46.553
15	32.671	36.533	22.102	19.610	1'50.916	299,3	14:22'37.469
16	32.700	31.407	20.965	22.903	1'47.975P	294,5	14:24'25.444
17	12'33.507	32.359	21.622	19.587	13'47.075P		14:38'12.519
18	33.021	31.101	20.771	19.363	1'44.256	302,7	14:39'56.775
19	38.667	31.449	20.651	19.547	1'50.314	304,4	14:41'47.089
20	33.347	32.513	21.578	19.434	1'46.872	284,4	14:43'33.961
21	32.589	30.914	20.449	19.389	1'43.341	300,2	14:45'17.302
22	32.431	30.988	20.463	19.272	1'43.154	299,3	14:47'00.456
23	32.668	30.809	20.443	19.356	1'43.276	295,3	14:48'43.732
24	32.461	35.334	21.364	25.517	1'54.676P	297,7	14:50'38.408
25	6'14.168	33.304	20.573	19.485	7'27.530P		14:58'05.938
26	32.720	30.628	20.465	19.401	1'43.214	296,1	14:59'49.152
27	32.411	30.768	20.375	19.299	1'42.853	296,1	15:01'32.005

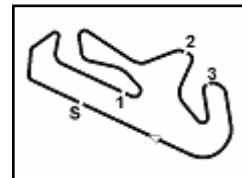
13° 28 M. REITERBERGER (1'43.086)							
Lap	Seg.1	Seg.2	Seg.3	Seg.4	Lap Time	km/h	Local Time
1		35.706	29.922	19.982			13:14'13.155
2	33.249	31.396	20.553	19.175	1'44.373	298,5	13:15'57.528
3	32.903	30.955	20.633	19.595	1'44.086	292,9	13:17'41.614
4	32.964	30.833	20.664	19.172	1'43.633	287,4	13:19'25.247
5	38.206	31.500	20.858	19.828	1'50.392	302,7	13:21'15.639
6	32.695	31.081	20.453	19.226	1'43.455	302,7	13:22'59.094
7	32.672	30.917	20.829	19.206	1'43.624	301,0	13:24'42.718
8	32.711	30.875	26.401	21.498	1'51.485	301,8	13:26'34.203
9	32.679	30.905	20.468	19.164	1'43.216	301,0	13:28'17.419
10	36.738	32.952	22.341	25.599	1'57.630P	280,7	13:30'15.049
11	9'18.342	31.448	20.844	19.418	10'30.052P		13:40'45.101
12	32.530	31.177	21.681	19.309	1'44.697	297,7	13:42'29.798
13	38.197	31.832	21.033	19.426	1'50.488	305,2	13:44'20.286
14	32.757	30.838	20.833	19.287	1'43.715	303,5	13:46'04.001
15	32.917	30.947	20.490	19.458	1'43.812	301,8	13:47'47.813
16	32.725	31.220	20.857	19.439	1'44.241	300,2	13:49'32.054
17	32.738	31.114	20.733	19.449	1'44.034	289,7	13:51'16.088
18	32.901	31.179	20.825	19.629	1'44.534	292,1	13:53'00.622
19	38.615	34.898	22.136	24.623	2'00.272P	273,6	13:55'00.894
20	18'16.848	33.790	21.767	19.909	19'32.314P		14:14'33.208
21	33.071	31.102	20.800	19.532	1'44.505	299,3	14:16'17.713
22	33.102	31.196	20.721	19.589	1'44.608	298,5	14:18'02.321
23	40.172	36.719	23.136	19.889	1'59.916	306,1	14:20'02.237
24	33.000	31.634	20.652	19.639	1'44.925	303,5	14:21'47.162
25	33.282	31.503	20.683	19.485	1'44.953	301,0	14:23'32.115
26	33.027	31.240	20.823	19.521	1'44.611	297,7	14:25'16.726
27	39.617	33.857	22.194	24.658	2'00.326P	288,2	14:27'17.052
28	24'54.687	32.287	21.392	19.389	26'07.755P		14:53'24.807
29	32.753	31.177	20.418	19.130	1'43.478	301,0	14:55'08.285
30	32.700	31.013	20.455	18.998	1'43.166	301,0	14:56'51.451
31	32.523	30.968	20.441	19.154	1'43.086	303,5	14:58'34.537
32	38.190	39.002	22.174	19.543	1'58.909	305,2	15:00'33.446

11° 66 T. SYKES (1'42.936)							
Lap	Seg.1	Seg.2	Seg.3	Seg.4	Lap Time	km/h	Local Time
1		32.962	26.352	19.837			13:15'25.618
2	32.935	33.954	21.503	19.697	1'48.089	304,4	13:17'13.707
3	32.735	31.041	20.533	19.447	1'43.756	295,3	13:18'57.463
4	32.562	30.666	20.630	19.237	1'43.095	301,8	13:20'40.558
5	32.548	30.841	20.608	19.359	1'43.356	298,5	13:22'23.914
6	34.451	33.146	21.566	19.501	1'48.664	260,5	13:24'12.578
7	32.653	30.690	20.400	19.193	1'42.936	298,5	13:25'55.514
8	34.218	32.033	21.170	23.380	1'50.801P	295,3	13:27'46.315
9	18'14.539	32.168	25.112	29.650	19'41.469P		13:47'27.784
10	35.063	31.905	21.079	19.736	1'47.783	270,9	13:49'15.567
11	32.515	30.865	20.515	19.313	1'43.208	306,1	13:50'58.775
12	33.996	31.853	21.122	19.531	1'46.502	301,0	13:52'45.277
13	35.906	33.525	22.266	19.609	1'51.306	306,1	13:54'36.583
14	32.643	30.762	20.510	19.271	1'43.186	304,4	13:56'19.769
15	32.456	30.742	20.498	19.328	1'43.024	301,8	13:58'02.793
16	35.711	32.855	21.792	25.581	1'55.939P	291,3	13:59'58.732
17	44'18.562	32.754	23.803	19.839	45'34.958P		14:45'33.690
18	34.405	32.717	20.897	19.502	1'47.521	303,5	14:47'21.211

24/08/2019 P = Pits In/Out - C = Lap Time Cancelled

These data/results cannot be reproduced, stored and/or transmitted in whole or in part by any manner of electronic, mechanical, photocopying, recording, broadcasting or otherwise now known or herein after developed without the previous express consent by the copyright owner, except for reproduction in daily press and regular printed publications on sale to the public within 60 days of the event related to those data/results and always provided that copyright symbol appears together as follows below.

© DORNA WSBK ORGANIZATION Srl 2019



Portimao 4.592 m

4 / 5

14° 11 S. CORTESE (1'43.157)

Lap	Seg.1	Seg.2	Seg.3	Seg.4	Lap Time	km/h	Local Time
1		32.126	21.952	19.864			13:12'36.861
2	32.573	31.083	20.438	19.063	1'43.157	297,7	13:14'20.018
3	32.671	30.952	20.663	18.962	1'43.248	300,2	13:16'03.266
4	32.737	30.995	21.284	19.525	1'44.541	289,0	13:17'47.807
5	32.695	31.014	20.542	19.111	1'43.362	296,1	13:19'31.169
6	36.327	33.352	22.180	21.932	1'53.791P	287,4	13:21'24.960
7	13'30.191	33.363	22.076	19.815	14'45.445P		13:36'10.405
8	33.292	31.315	20.714	19.314	1'44.635	292,1	13:37'55.040
9	33.096	31.254	20.461	19.311	1'44.122	306,1	13:39'39.162
10	33.764	32.577	21.866	19.924	1'48.131	278,6	13:41'27.293
11	34.162	33.923	21.977	23.088	1'53.150P	300,2	13:43'20.443
12	19'28.796	35.465	22.895	19.664	20'46.820P		14:04'07.263
13	32.950	30.993	20.428	19.182	1'43.553	296,1	14:05'50.816
14	32.595	31.060	20.445	19.171	1'43.271	300,2	14:07'34.087
15	32.835	31.128	23.633	27.403	1'54.999P	298,5	14:09'29.086
16	15'45.595	33.758	23.787	19.856	17'02.996P		14:26'32.082
17	34.962	33.712	21.850	23.117	1'53.641P	298,5	14:28'25.723
18	14'46.626	33.787	21.795	19.602	16'01.810P		14:44'27.533
19	32.881	31.127	20.536	19.169	1'43.713	299,3	14:46'11.246
20	32.853	31.088	20.470	19.347	1'43.758	301,0	14:47'55.004
21	34.960	33.571	22.329	22.511	1'53.371P	297,7	14:49'48.375
22	3'40.863	36.002	20.746	19.388	4'56.999P		14:54'45.374
23	32.769	31.248	20.702	19.218	1'43.937	295,3	14:56'29.311
24	32.677	30.931	20.455	19.214	1'43.277	299,3	14:58'12.588
25	32.758	31.108	20.507	19.283	1'43.656	299,3	14:59'56.244
26	44.452	35.273	22.937	23.384	2'06.046P	293,7	15:02'02.290

4	33.937	34.726	21.036	19.537	1'49.236	295,3	13:21'59.483
5	34.614	32.138	20.835	19.543	1'47.130	282,9	13:23'46.613
6	33.267	31.523	20.799	23.331	1'48.920P	280,7	13:25'35.533
7	9'48.058	34.341	21.892	19.752	11'04.043P		13:36'39.576
8	34.073	32.152	21.122	19.623	1'46.970	276,4	13:38'26.546
9	33.726	33.236	20.928	19.596	1'47.486	298,5	13:40'14.032
10	33.122	31.513	20.866	19.543	1'45.044	292,9	13:41'59.076
11	33.188	31.501	20.893	19.788	1'45.370	297,7	13:43'44.446
12	33.112	31.459	20.992	19.508	1'45.071	292,1	13:45'29.517
13	33.176	31.646	21.313	23.959	1'50.094P	291,3	13:47'19.611
14	12'08.789	33.808	21.477	19.686	13'23.760P		14:00'43.371
15	33.256	31.459	20.928	19.596	1'45.239	292,1	14:02'28.610
16	33.027	32.084	20.871	19.427	1'45.409	287,4	14:04'14.019
17	33.105	31.397	20.798	19.621	1'44.921	291,3	14:05'58.940
18	33.308	31.645	20.986	19.623	1'45.562	294,5	14:07'44.502
19	33.000	31.538	20.991	24.750	1'50.279P	295,3	14:09'34.781
20	7'54.928	33.569	21.552	19.699	9'09.748P		14:18'44.529
21	33.277	31.720	20.975	19.404	1'45.376	289,0	14:20'29.905
22	32.882	31.509	20.792	19.569	1'44.752	296,1	14:22'14.657
23	32.854	31.447	20.704	19.375	1'44.380	298,5	14:23'59.037
24	32.752	31.620	20.787	19.454	1'44.613	300,2	14:25'43.650
25	34.010	32.913	21.547	24.040	1'52.510P	284,4	14:27'36.160
26	21'04.692	32.429	21.620	19.457	22'18.198P		14:49'54.358
27	33.271	31.563	21.041	19.572	1'45.447	291,3	14:51'39.805
28	33.331	31.821	21.071	19.494	1'45.717	301,0	14:53'25.522
29	33.211	31.410	20.749	19.367	1'44.737	290,5	14:55'10.259
30	33.215	31.825	20.776	19.752	1'45.568	291,3	14:56'55.827
31	33.238	31.695	20.870	19.493	1'45.562	293,7	14:58'41.123
32	33.416	31.565	20.787	19.478	1'45.246	285,9	15:00'26.369

15° 33 M. MELANDRI (1'43.187)

Lap	Seg.1	Seg.2	Seg.3	Seg.4	Lap Time	km/h	Local Time
1		33.492	21.735	20.122			13:12'23.185
2	33.425	31.725	21.060	19.584	1'45.794	293,7	13:14'08.979
3	38.924	33.958	23.236	19.489	1'55.607	305,2	13:16'04.586
4	33.152	31.011	20.596	19.480	1'44.239	304,4	13:17'48.825
5	32.677	31.010	22.001	24.177	1'49.865P	296,1	13:19'38.690
6	16'29.349	32.816	21.422	19.772	17'43.359P		13:37'22.049
7	32.830	31.662	20.733	19.591	1'44.816	294,5	13:39'06.865
8	32.876	32.563	20.835	19.619	1'45.893	304,4	13:40'52.758
9	32.717	31.348	20.622	19.494	1'44.181	301,8	13:42'36.939
10	35.136	32.877	21.666	24.322	1'54.001P	296,1	13:44'30.940
11	26'05.862	32.742	21.423	20.081	27'20.108P		14:11'51.048
12	33.399	31.919	20.881	19.629	1'45.828	306,1	14:13'36.876
13	32.931	31.253	20.673	19.457	1'44.314	296,9	14:15'21.190
14	34.139	32.008	21.466	22.662	1'50.275P	295,3	14:17'11.465
15	15'14.525	32.245	20.837	19.690	16'27.297P		14:33'38.762
16	33.059	31.269	21.094	19.398	1'44.820	295,3	14:35'23.582
17	32.735	30.979	20.537	19.420	1'43.671	301,8	14:37'07.253
18	32.641	30.968	20.510	19.377	1'43.496	301,0	14:38'50.749
19	32.740	31.102	20.553	19.439	1'43.834	301,8	14:40'34.583
20	36.131	32.752	21.488	21.618	1'51.989P	295,3	14:42'26.572
21	9'02.467	32.693	21.223	19.516	10'15.899P		14:52'42.471
22	32.503	31.062	20.399	19.274	1'43.238	305,2	14:54'25.709
23	32.449	30.886	20.646	19.206	1'43.187	302,7	14:56'08.896
24	32.604	30.871	20.511	19.446	1'43.432	305,2	14:57'52.328
25	34.546	32.669	21.654	19.982	1'48.851	305,2	14:59'41.179
26	33.774	31.215	21.771	19.623	1'46.383	304,4	15:01'27.562

17° 20 S. BARRIER (1'44.665)

Lap	Seg.1	Seg.2	Seg.3	Seg.4	Lap Time	km/h	Local Time
1		31.833	21.841	19.714			13:22'35.407
2	33.149	31.314	20.975	19.524	1'44.962	302,7	13:24'20.369
3	32.930	31.379	21.022	19.694	1'45.025	301,0	13:26'05.394
4	33.062	31.510	20.948	19.743	1'45.263	296,1	13:27'50.657
5	33.532	31.576	21.111	19.754	1'45.973	307,0	13:29'36.630
6	33.221	31.690	21.211	19.588	1'45.710	304,4	13:31'22.340
7	33.126	34.919	21.887	24.464	1'54.396P	296,9	13:33'16.736
8	19'24.692	33.192	21.921	19.662	20'39.467P		13:53'56.203
9	35.214	31.711	21.099	19.622	1'47.646	305,2	13:55'43.849
10	33.258	31.167	21.105	19.690	1'45.220	305,2	13:57'29.069
11	32'39.493	36.712	24.052	22.948	34'03.205P	305,2	14:31'32.274
12	3'35.717	31.825	21.038	19.461	4'48.041P		14:36'20.315
13	32.527	31.757	20.949	19.432	1'44.665	306,1	14:38'04.980
14	32.486	31.745	21.204	19.631	1'45.066	306,1	14:39'50.046
15	33.292	31.748	21.060	19.734	1'45.834	302,7	14:41'35.880
16	33.170	33.067	22.164	23.442	1'51.843P	301,0	14:43'27.723
17	5'11.491	31.942	21.810	19.663	6'24.906P		14:49'52.629
18	33.002	31.722	23.905	20.095	1'48.724	300,2	14:51'41.353
19	34.382	31.949	20.978	19.552	1'46.861	306,1	14:53'28.214
20	33.177	36.059	23.291	23.877	1'56.404P	306,1	14:55'24.618

18° 23 R. KIYONARI (1'44.801)

Lap	Seg.1	Seg.2	Seg.3	Seg.4	Lap Time	km/h	Local Time
1		33.441	21.739	19.606			13:16'39.162
2	34.475	31.813	21.161	19.589	1'47.038	284,4	13:18'26.200
3	33.896	31.823	20.800	19.649	1'46.168	283,7	13:20'12.368
4	33.491	32.375	20.963	19.634	1'46.463	287,4	13:21'58.831
5	34.862	31.736	21.025	19.730	1'47.353	287,4	13:23'46.184
6	35.667	33.278	22.415	28.405	1'59.765P	286,7	13:25'45.949
7	4'59.573	33.474	21.976	25.879	6'20.902P		13:32'06.851
8	4'38.471	32.564	22.011	19.977	5'53.023P		13:37'59.874

16° 13 T. TAKAHASHI (1'44.380)

Lap	Seg.1	Seg.2	Seg.3	Seg.4	Lap Time	km/h	Local Time
1		36.079	21.842	20.027			13:16'33.208
2	37.680	32.171	21.458	19.672	1'50.981	287,4	13:18'24.189
3	33.701	31.889	20.909	19.559	1'46.058	288,2	13:20'10.247

24/08/2019 P = Pits In/Out - C = Lap Time Cancelled

These data/results cannot be reproduced, stored and/or transmitted in whole or in part by any manner of electronic, mechanical, photocopying, recording, broadcasting or otherwise now known or herein after developed without the previous express consent by the copyright owner, except for reproduction in daily press and regular printed publications on sale to the public within 60 days of the event related to those data/results and always provided that copyright symbol appears together as follows below.

© DORNA WSBK ORGANIZATION Srl 2019

FICR PERUGIA TIMING

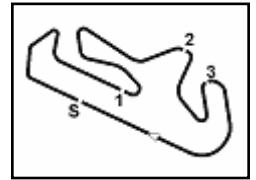


Official Tyre Supplier



SWISS WATCHES SINCE 1853

Official Timekeeper



Portimao 4.592 m

DWO Official Test Portimao, 24-25 August 2019

Chronological Analysis Saturday 2nd Session

9	35.075	32.058	21.821	19.722	1'48.676	284,4	13:39'48.550
10	34.646	33.515	22.285	26.828	1'57.274P	282,2	13:41'45.824
11	8'56.109	32.065	21.277	19.758	10'09.209P		13:51'55.033
12	34.686	32.129	21.176	19.864	1'47.855	286,7	13:53'42.888
13	33.689	31.635	21.036	19.659	1'46.019	284,4	13:55'28.907
14	35.575	33.025	22.712	28.393	1'59.705P	285,2	13:57'28.612
15	22'15.979	32.603	21.380	20.098	23'30.060P		14:20'58.672
16	34.340	35.144	21.934	19.915	1'51.333	291,3	14:22'50.005
17	33.297	31.575	21.066	19.670	1'45.608	289,0	14:24'35.613
18	33.688	31.899	21.062	19.773	1'46.422	280,7	14:26'22.035
19	36.510	34.302	22.029	27.019	1'59.860P	292,1	14:28'21.895
20	5'03.210	32.089	21.136	19.546	6'15.981P		14:34'37.876
21	33.353	31.538	20.950	19.390	1'45.231	284,4	14:36'23.107
22	33.112	31.417	20.769	19.503	1'44.801	282,2	14:38'07.908
23	32.918	38.411	21.321	19.732	1'52.382	292,9	14:40'00.290
24	33.961	31.816	21.055	19.816	1'46.648	284,4	14:41'46.938
25	33.228	31.624	25.858	31.102	2'01.812P	293,7	14:43'48.750

19°		36 L. MERCADO (1'44.872)					
Lap	Seg.1	Seg.2	Seg.3	Seg.4	Lap Time	km/h	Local Time
1		33.184	23.032	20.184			13:15'14.043
2	33.614	31.761	20.858	20.089	1'46.322	296,9	13:17'00.365
3	36.784	35.704	20.899	19.636	1'53.023	297,7	13:18'53.388
4	33.286	31.471	20.831	19.893	1'45.481	301,0	13:20'38.869
5	33.173	31.294	20.807	19.723	1'44.997	293,7	13:22'23.866
6	33.072	31.287	20.743	19.770	1'44.872	299,3	13:24'08.738
7	37.093	31.479	23.236	25.233	1'57.041P	289,7	13:26'05.779
8	30'05.160	32.585	21.103	20.125	31'18.973P		13:57'24.752
9	39.886	32.534	21.655	25.129	1'59.204P	229,1	13:59'23.956
10	21'43.674	37.040	22.991	25.610	23'09.315P		14:22'33.271

24/08/2019 P = Pits In/Out - C = Lap Time Cancelled

These data/results cannot be reproduced, stored and/or transmitted in whole or in part by any manner of electronic, mechanical, photocopying, recording, broadcasting or otherwise now known or herein after developed without the previous express consent by the copyright owner, except for reproduction in daily press and regular printed publications on sale to the public within 60 days of the event related to those data/results and always provided that copyright symbol appears together as follows below.

© DORNA WSBK ORGANIZATION Srl 2019

