

Portimao 4.592 m

DWO Official Test Portimao, 24-25 August 2019

Day 1

No.	Rider	Nat	Team	Bike	Class	FP1	FP2	Time	Gap	Rel.	Laps
1	21 KRUMMENACHER Randy	SUI	BARDAHL Evan Bros. WorldSSP T	Yamaha YZF R6		1'45.717	1'45.392	1'45.392			55
2	64 CARICASULO Federico	ITA	BARDAHL Evan Bros. WorldSSP T	Yamaha YZF R6		1'45.635	1'45.821	1'45.635	0.243	0.243	58
3	16 CLUZEL Jules	FRA	GMT94 YAMAHA	Yamaha YZF R6		1'45.849	1'45.700	1'45.700	0.308	0.065	56
4	3 DE ROSA Raffaele	ITA	MV AGUSTA Reparto Corse	MV Agusta F3 675		1'46.120	1'45.774	1'45.774	0.382	0.074	63
5	32 VINALES Isaac	ESP	Kallio Racing	Yamaha YZF R6		1'46.026	1'45.778	1'45.778	0.386	0.004	46
6	86 BADOVINI Ayrton	ITA	Team Pedercini Racing	Kawasaki ZX-6R		1'46.343	1'46.506	1'46.343	0.951	0.565	51
7	36 GRADINGER Thomas	AUT	Kallio Racing	Yamaha YZF R6		1'46.569	1'47.141	1'46.569	1.177	0.226	48
8	94 PEROLARI Corentin	FRA	GMT94 YAMAHA	Yamaha YZF R6		1'46.570	1'47.012	1'46.570	1.178	0.001	45
9	11 SMITH Kyle	GBR	Team Pedercini Racing	Kawasaki ZX-6R	ESS	1'46.960	1'47.147	1'46.960	1.568	0.390	49
10	61 RUIU Gabriele	ITA	Team Toth	Yamaha YZF R6		1'47.338	1'47.874	1'47.338	1.946	0.378	47
11	74 VAN SIKKELERUS Jaimie	NED	MPM WILSport Racedays	Honda CBR600RR		1'48.593	1'47.361	1'47.361	1.969	0.023	48
12	95 DANILO Jules	FRA	CIA Landlord Insurance Honda	Honda CBR600RR		1'47.455	1'47.452	1'47.452	2.060	0.091	51
13	84 CRESSON Loris	BEL	Kallio Racing	Yamaha YZF R6		1'47.579	1'48.495	1'47.579	2.187	0.127	46
14	38 SOOMER Hannes	EST	MPM WILSport Racedays	Honda CBR600RR			1'47.925	1'47.925	2.533	0.346	18
15	10 CALERO Nacho	ESP	Orelac Racing VerdNatura	Kawasaki ZX-6R		1'48.066	1'47.992	1'47.992	2.600	0.067	54
16	47 HARTOG Rob	NED	Team Hartog - Against Cancer	Kawasaki ZX-6R		1'49.420	1'48.492	1'48.492	3.100	0.500	49
17	22 FULIGNI Federico	ITA	MV AGUSTA Reparto Corse	MV Agusta F3 675		1'48.608	1'48.708	1'48.608	3.216	0.116	53
18	31 VALLE Daniel	ESP	MS Racing	Yamaha YZF R6		1'49.521	1'49.120	1'49.120	3.728	0.512	60
19	67 MATERN Gaetan	FRA	Flembo Leader Team	Kawasaki ZX-6R	ESS	1'55.393	1'53.945	1'53.945	8.553	4.825	41

24/08/2019

These data/results cannot be reproduced, stored and/or transmitted in whole or in part by any manner of electronic, mechanical, photocopying, recording, broadcasting or otherwise now known or herein after developed without the previous express consent by the copyright owner, except for reproduction in daily press and regular printed publications on sale to the public within 60 days of the event related to those data/results and always provided that copyright symbol appears together as follows below.

© DORNA WSBK ORGANIZATION Srl 2019

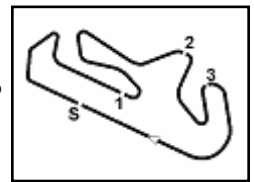
FIAT PERUGIA TIMING



Official Tyre Supplier



Official Timekeeper



DWO Official Test Portimao, 24-25 August 2019

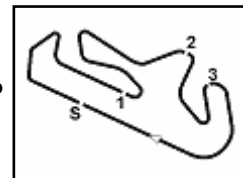
Results Saturday 2nd Session

No.	Rider	Nat	Team	Bike	Class	Time	Gap	Rel.	Laps
1	21 KRUMMENACHER Randy	SUI	BARDAHL Evan Bros. WorldSSP Team	Yamaha YZF R6		1'45.392			24
2	16 CLUZEL Jules	FRA	GMT94 YAMAHA	Yamaha YZF R6		1'45.700	0.308	0.308	32
3	3 DE ROSA Raffaele	ITA	MV AGUSTA Reparto Corse	MV Agusta F3 675		1'45.774	0.382	0.074	34
4	32 VINALES Isaac	ESP	Kallio Racing	Yamaha YZF R6		1'45.778	0.386	0.004	20
5	64 CARICASULO Federico	ITA	BARDAHL Evan Bros. WorldSSP Team	Yamaha YZF R6		1'45.821	0.429	0.043	32
6	86 BADOVINI Ayrton	ITA	Team Pedercini Racing	Kawasaki ZX-6R		1'46.506	1.114	0.685	25
7	94 PEROLARI Corentin	FRA	GMT94 YAMAHA	Yamaha YZF R6		1'47.012	1.620	0.506	21
8	36 GRADINGER Thomas	AUT	Kallio Racing	Yamaha YZF R6		1'47.141	1.749	0.129	18
9	11 SMITH Kyle	GBR	Team Pedercini Racing	Kawasaki ZX-6R	ESS	1'47.147	1.755	0.006	23
10	74 VAN SIKKELERUS Jaimie	NED	MPM WILSport Racedays	Honda CBR600RR		1'47.361	1.969	0.214	27
11	95 DANILO Jules	FRA	CIA Landlord Insurance Honda	Honda CBR600RR		1'47.452	2.060	0.091	22
12	61 RUIU Gabriele	ITA	Team Toth	Yamaha YZF R6		1'47.874	2.482	0.422	23
13	38 SOOMER Hannes	EST	MPM WILSport Racedays	Honda CBR600RR		1'47.925	2.533	0.051	18
14	10 CALERO Nacho	ESP	Orelac Racing VerdNatura	Kawasaki ZX-6R		1'47.992	2.600	0.067	23
15	47 HARTOG Rob	NED	Team Hartog - Against Cancer	Kawasaki ZX-6R		1'48.492	3.100	0.500	30
16	84 CRESSON Loris	BEL	Kallio Racing	Yamaha YZF R6		1'48.495	3.103	0.003	21
17	22 FULIGNI Federico	ITA	MV AGUSTA Reparto Corse	MV Agusta F3 675		1'48.708	3.316	0.213	27
18	31 VALLE Daniel	ESP	MS Racing	Yamaha YZF R6		1'49.120	3.728	0.412	35
19	67 MATERN Gaetan	FRA	Flembo Leader Team	Kawasaki ZX-6R	ESS	1'53.945	8.553	4.825	19

Humidity:	32%	Air	33°C
Condition:	Dry	Temp:	48°C

Start 15:10
End 17:11

The results are provisional until the end of the time limit for protests and appeals and the completion of the technical checks.



Portimao 4.592 m

DWO Official Test Portimao, 24-25 August 2019

Best Sectors & Speed Saturday 2nd Session

BEST LAP			
1	21 R. KRUMMENACHER	Yamaha YZF R6	1'45.392
2	16 J. CLUZEL	Yamaha YZF R6	1'45.700
3	3 R. DE ROSA	MV Agusta F3 675	1'45.774
4	32 I. VINALES	Yamaha YZF R6	1'45.778
5	64 F. CARICASULO	Yamaha YZF R6	1'45.821
6	86 A. BADOVINI	Kawasaki ZX-6R	1'46.506
7	94 C. PEROLARI	Yamaha YZF R6	1'47.012
8	36 T. GRADINGER	Yamaha YZF R6	1'47.141
9	11 K. SMITH	Kawasaki ZX-6R	1'47.147
10	74 J. VAN SIKKELERUS	Honda CBR600RR	1'47.361
11	95 J. DANILO	Honda CBR600RR	1'47.452
12	61 G. RUIU	Yamaha YZF R6	1'47.874
13	38 H. SOOMER	Honda CBR600RR	1'47.925
14	10 N. CALERO	Kawasaki ZX-6R	1'47.992
15	47 R. HARTOG	Kawasaki ZX-6R	1'48.492
16	84 L. CRESSON	Yamaha YZF R6	1'48.495
17	22 F. FULIGNI	MV Agusta F3 675	1'48.708
18	31 D. VALLE	Yamaha YZF R6	1'49.120
19	67 G. MATERN	Kawasaki ZX-6R	1'53.945

SPEED			
1	16 J. CLUZEL	Yamaha YZF R6	282,2
2	32 I. VINALES	Yamaha YZF R6	281,5
3	64 F. CARICASULO	Yamaha YZF R6	276,4
4	36 T. GRADINGER	Yamaha YZF R6	276,4
5	84 L. CRESSON	Yamaha YZF R6	275,7
6	3 R. DE ROSA	MV Agusta F3 675	275,0
7	21 R. KRUMMENACHER	Yamaha YZF R6	274,3
8	94 C. PEROLARI	Yamaha YZF R6	273,6
9	31 D. VALLE	Yamaha YZF R6	272,9
10	47 R. HARTOG	Kawasaki ZX-6R	272,3
11	11 K. SMITH	Kawasaki ZX-6R	272,3
12	86 A. BADOVINI	Kawasaki ZX-6R	271,6
13	95 J. DANILO	Honda CBR600RR	271,6
14	22 F. FULIGNI	MV Agusta F3 675	270,9
15	38 H. SOOMER	Honda CBR600RR	270,9
16	74 J. VAN SIKKELERUS	Honda CBR600RR	270,2
17	61 G. RUIU	Yamaha YZF R6	269,6
18	10 N. CALERO	Kawasaki ZX-6R	268,9
19	67 G. MATERN	Kawasaki ZX-6R	260,5

SEG. 1		SEG. 2		SEG. 3		SEG. 4					
1	64 F. CARICASULO	33.536	1	21 R. KRUMMENACHER	31.170	1	3 R. DE ROSA	20.553	1	21 R. KRUMMENACHER	19.764
2	16 J. CLUZEL	33.622	2	64 F. CARICASULO	31.315	2	21 R. KRUMMENACHER	20.608	2	32 I. VINALES	19.766
3	3 R. DE ROSA	33.668	3	3 R. DE ROSA	31.326	3	64 F. CARICASULO	20.630	3	86 A. BADOVINI	19.863
4	21 R. KRUMMENACHER	33.675	4	16 J. CLUZEL	31.365	4	16 J. CLUZEL	20.647	4	3 R. DE ROSA	19.864
5	32 I. VINALES	33.881	5	32 I. VINALES	31.400	5	32 I. VINALES	20.665	5	94 C. PEROLARI	19.874
6	74 J. VAN SIKKELERUS	33.884	6	11 K. SMITH	31.530	6	86 A. BADOVINI	20.820	6	16 J. CLUZEL	19.892
7	94 C. PEROLARI	33.958	7	86 A. BADOVINI	31.601	7	95 J. DANILO	20.914	7	36 T. GRADINGER	19.976
8	86 A. BADOVINI	33.973	8	94 C. PEROLARI	31.735	8	36 T. GRADINGER	20.934	8	64 F. CARICASULO	20.009
9	95 J. DANILO	34.121	9	74 J. VAN SIKKELERUS	31.812	9	38 H. SOOMER	20.951	9	11 K. SMITH	20.071
10	36 T. GRADINGER	34.258	10	36 T. GRADINGER	31.889	10	11 K. SMITH	20.970	10	84 L. CRESSON	20.116
11	11 K. SMITH	34.309	11	61 G. RUIU	31.933	11	94 C. PEROLARI	20.979	11	95 J. DANILO	20.134
12	38 H. SOOMER	34.381	12	95 J. DANILO	32.051	12	10 N. CALERO	21.036	12	10 N. CALERO	20.135
13	47 R. HARTOG	34.438	13	10 N. CALERO	32.091	13	61 G. RUIU	21.068	13	74 J. VAN SIKKELERUS	20.143
14	61 G. RUIU	34.495	14	38 H. SOOMER	32.158	14	74 J. VAN SIKKELERUS	21.077	14	47 R. HARTOG	20.155
15	31 D. VALLE	34.567	15	84 L. CRESSON	32.285	15	47 R. HARTOG	21.274	15	61 G. RUIU	20.168
16	84 L. CRESSON	34.583	16	22 F. FULIGNI	32.298	16	22 F. FULIGNI	21.317	16	22 F. FULIGNI	20.191
17	10 N. CALERO	34.694	17	47 R. HARTOG	32.339	17	84 L. CRESSON	21.374	17	31 D. VALLE	20.192
18	22 F. FULIGNI	34.694	18	31 D. VALLE	32.458	18	31 D. VALLE	21.382	18	38 H. SOOMER	20.276
19	67 G. MATERN	36.612	19	67 G. MATERN	33.721	19	67 G. MATERN	22.194	19	67 G. MATERN	21.037

24/08/2019

These data/results cannot be reproduced, stored and/or transmitted in whole or in part by any manner of electronic, mechanical, photocopying, recording, broadcasting or otherwise now known or herein after developed without the previous express consent by the copyright owner, except for reproduction in daily press and regular printed publications on sale to the public within 60 days of the event related to those data/results and always provided that copyright symbol appears together as follows below.

© DORNA WSBK ORGANIZATION Srl 2019

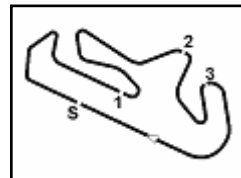
FICR PERUGIA TIMING



Official Tyre Supplier



Official Timekeeper



Portimao 4.592 m

DWO Official Test Portimao, 24-25 August 2019

Ideal Times Saturday 2nd Session

No.	Rider	Nat	Bike	Seg. 1	Seg. 2	Seg. 3	Seg. 4	Ideal Time		
				Diff. 1	Diff. 2	Diff. 3	Diff. 4	Best Lap	Pos.	Diff.
1	21 R. KRUMMENACHER	SUI	Yamaha YZF R6	33.675 +0.048	31.170	20.608 +0.104	19.764 +0.023	1'45.217 1'45.392	1	0.175
2	3 R. DE ROSA	ITA	MV Agusta F3 675	33.668	31.326 +0.150	20.553 +0.150	19.864 +0.063	1'45.411 1'45.774	3	0.363
3	64 F. CARICASULO	ITA	Yamaha YZF R6	33.536	31.315 +0.308	20.630 +0.023	20.009	1'45.490 1'45.821	5	0.331
4	16 J. CLUZEL	FRA	Yamaha YZF R6	33.622 +0.007	31.365	20.647 +0.101	19.892 +0.066	1'45.526 1'45.700	2	0.174
5	32 I. VINALES	ESP	Yamaha YZF R6	33.881 +0.066	31.400	20.665	19.766	1'45.712 1'45.778	4	0.066
6	86 A. BADOVINI	ITA	Kawasaki ZX-6R	33.973	31.601	20.820 +0.164	19.863 +0.085	1'46.257 1'46.506	6	0.249
7	94 C. PEROLARI	FRA	Yamaha YZF R6	33.958 +0.274	31.735 +0.101	20.979 +0.091	19.874	1'46.546 1'47.012	7	0.466
8	11 K. SMITH	GBR	Kawasaki ZX-6R	34.309 +0.064	31.530	20.970 +0.060	20.071 +0.143	1'46.880 1'47.147	9	0.267
9	74 J. VAN SIKKELERUS	NED	Honda CBR600RR	33.884	31.812 +0.273	21.077 +0.010	20.143 +0.162	1'46.916 1'47.361	10	0.445
10	36 T. GRADINGER	AUT	Yamaha YZF R6	34.258 +0.025	31.889	20.934 +0.029	19.976 +0.030	1'47.057 1'47.141	8	0.084
11	95 J. DANILO	FRA	Honda CBR600RR	34.121 +0.010	32.051	20.914 +0.222	20.134	1'47.220 1'47.452	11	0.232
12	61 G. RUIJU	ITA	Yamaha YZF R6	34.495 +0.056	31.933 +0.154	21.068	20.168	1'47.664 1'47.874	12	0.210
13	38 H. SOOMER	EST	Honda CBR600RR	34.381 +0.013	32.158 +0.078	20.951 +0.008	20.276 +0.060	1'47.766 1'47.925	13	0.159
14	10 N. CALERO	ESP	Kawasaki ZX-6R	34.694	32.091	21.036	20.135 +0.036	1'47.956 1'47.992	14	0.036
15	47 R. HARTOG	NED	Kawasaki ZX-6R	34.438 +0.215	32.339 +0.071	21.274	20.155	1'48.206 1'48.492	15	0.286
16	84 L. CRESSON	BEL	Yamaha YZF R6	34.583	32.285	21.374	20.116 +0.137	1'48.358 1'48.495	16	0.137
17	22 F. FULIGNI	ITA	MV Agusta F3 675	34.694 +0.081	32.298 +0.035	21.317	20.191 +0.092	1'48.500 1'48.708	17	0.208
18	31 D. VALLE	ESP	Yamaha YZF R6	34.567 +0.033	32.458 +0.053	21.382 +0.218	20.192 +0.217	1'48.599 1'49.120	18	0.521
19	67 G. MATERN	FRA	Kawasaki ZX-6R	36.612	33.721	22.194	21.037 +0.381	1'53.564 1'53.945	19	0.381
Overall Ideal Time				33.536	31.170	20.553	19.764	1'45.023		

24/08/2019

These data/results cannot be reproduced, stored and/or transmitted in whole or in part by any manner of electronic, mechanical, photocopying, recording, broadcasting or otherwise now known or herein after developed without the previous express consent by the copyright owner, except for reproduction in daily press and regular printed publications on sale to the public within 60 days of the event related to those data/results and always provided that copyright symbol appears together as follows below.

© DORNA WSBK ORGANIZATION Srl 2019

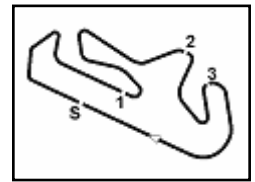
FICR PERUGIA TIMING



Official Tyre Supplier



Official Timekeeper



DWO Official Test Portimao, 24-25 August 2019

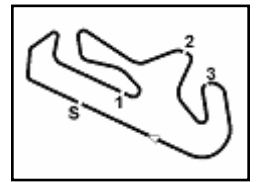
Chronological Analysis Saturday 2nd Session

1° 21 R. KRUMMENACHER (1'45.392)								3° 3 R. DE ROSA (1'45.774)							
Lap	Seg.1	Seg.2	Seg.3	Seg.4	Lap Time	km/h	Local Time	Lap	Seg.1	Seg.2	Seg.3	Seg.4	Lap Time	km/h	Local Time
1		34.869	23.195	20.262			15:18'09.359	1		34.174	22.064	20.776			15:18'56.671
2	33.805	31.277	20.608	19.764	1'45.454	272,3	15:19'54.813	2	34.459	32.098	24.016	20.418	1'50.991	270,2	15:20'47.662
3	33.860	31.471	20.961	19.771	1'46.063	274,3	15:21'40.876	3	34.881	32.011	20.932	20.265	1'48.089	269,6	15:22'35.751
4	34.928	32.267	21.643	20.051	1'48.889	272,9	15:23'29.765	4	34.237	32.023	20.973	20.023	1'47.256	271,6	15:24'23.007
5	33.841	31.316	20.953	19.928	1'46.038	269,6	15:25'15.803	5	34.223	31.612	20.998	20.164	1'46.997	272,3	15:26'10.004
6	36.688	33.976	21.986	24.790	1'57.440P	270,2	15:27'13.243	6	33.860	31.755	20.886	20.030	1'46.531	270,9	15:27'56.535
7	21'47.962	32.205	21.146	19.808	23'01.121P		15:50'14.364	7	37.527	33.799	22.176	23.993	1'57.495P	263,7	15:29'54.030
8	33.723	31.170	20.712	19.787	1'45.392	271,6	15:51'59.756	8	11'17.155	33.951	21.143	20.309	12'32.558P		15:42'26.588
9	33.821	31.267	20.932	19.822	1'45.842	272,3	15:53'45.598	9	34.101	31.765	20.837	20.176	1'46.879	269,6	15:44'13.467
10	33.890	31.747	20.812	19.800	1'46.249	270,2	15:55'31.847	10	33.969	31.545	20.846	20.061	1'46.421	270,2	15:45'59.888
11	33.675	39.093	22.963	20.664	1'56.395	270,9	15:57'28.242	11	34.051	31.836	20.915	20.087	1'46.889	269,6	15:47'46.777
12	34.092	31.393	20.857	20.099	1'46.441	270,2	15:59'14.683	12	39.246	35.297	23.438	26.613	2'04.594P	248,5	15:49'51.371
13	37.688	38.279	22.339	24.686	2'02.992P	259,2	16:01'17.675	13	12'38.386	36.654	23.809	20.528	13'59.377P		16:03'50.748
14	15'19.506	32.193	22.353	20.203	16'34.255P		16:17'51.930	14	34.159	31.905	20.799	20.124	1'46.987	268,9	16:05'37.735
15	33.922	31.653	21.093	20.066	1'46.734	268,9	16:19'38.664	15	33.821	31.765	20.726	20.049	1'46.361	275,0	16:07'24.096
16	34.036	31.298	21.111	20.185	1'46.630	270,9	16:21'25.294	16	33.927	31.722	20.802	20.081	1'46.532	268,9	16:09'10.628
17	34.123	31.368	20.842	20.022	1'46.355	268,9	16:23'11.649	17	41.307	33.854	23.277	24.959	2'03.397P	259,9	16:11'14.025
18	33.954	32.011	26.059	24.858	1'56.882P	268,2	16:25'08.531	18	9'38.988	34.235	21.333	20.298	10'54.854P		16:22'08.879
19	17'07.918	43.320	25.998	28.105	18'45.341P		16:43'53.872	19	33.984	31.590	20.684	19.864	1'46.122	268,2	16:23'55.001
20	7'41.486	33.142	21.435	20.234	8'56.297P		16:52'50.169	20	33.773	31.525	20.792	19.943	1'46.033	267,6	16:25'41.034
21	34.017	31.291	20.875	19.952	1'46.135	261,7	16:54'36.304	21	33.668	31.476	20.703	19.927	1'45.774	268,9	16:27'26.808
22	34.063	34.880	26.259	21.062	1'56.264	261,1	16:56'32.568	22	39.440	35.785	23.069	23.955	2'02.249P	249,1	16:29'29.057
23	33.923	31.455	20.768	20.176	1'46.322	262,4	16:58'18.890	23	8'35.846	35.240	23.049	20.611	9'54.746P		16:33'23.803
24	34.016	31.358	20.991	20.188	1'46.553	262,4	17:00'05.443	24	34.249	32.240	20.883	20.402	1'47.774	264,9	16:41'11.577
25	40.565	40.668	24.564	25.672	2'11.469P	253,8	17:02'16.912	25	34.784	35.916	24.163	25.426	2'00.289P	263,0	16:43'11.866
26								26	5'58.133	35.795	21.668	20.407	7'16.003P		16:50'27.869
27								27	34.099	31.875	20.681	20.005	1'46.660	258,6	16:52'14.529
28								28	33.850	31.722	20.553	20.055	1'46.180	259,9	16:54'00.709
29								29	33.763	31.518	20.839	20.220	1'46.340	261,7	16:55'47.049
30								30	39.053	36.255	22.813	24.534	2'02.655P	232,5	16:57'49.704
31								31	3'51.533	37.394	21.732	20.247	5'10.906P		17:03'00.610
32								32	33.959	31.561	20.889	20.082	1'46.491	262,4	17:04'47.101
33								33	34.435	36.616	26.826	20.188	1'58.065	260,5	17:06'45.166
34								34	33.801	31.326	20.789	19.986	1'45.902	263,7	17:08'31.068
35								35	37.508	34.054	21.351	21.719	1'54.632	265,6	17:10'25.700

2° 16 J. CLUZEL (1'45.700)								4° 32 I. VINALES (1'45.778)							
Lap	Seg.1	Seg.2	Seg.3	Seg.4	Lap Time	km/h	Local Time	Lap	Seg.1	Seg.2	Seg.3	Seg.4	Lap Time	km/h	Local Time
1		35.148	22.802	20.842			15:14'13.541	1		37.358	21.229	20.234			15:16'23.939
2	34.376	31.717	20.847	20.186	1'47.126	268,9	15:16'00.667	2	34.224	31.852	21.019	19.980	1'47.075	273,6	15:18'11.014
3	33.908	31.697	20.647	20.145	1'46.397	273,6	15:17'47.064	3	33.955	31.692	21.207	20.088	1'46.942	281,5	15:19'57.956
4	33.767	31.437	20.788	19.980	1'45.972	273,6	15:19'33.036	4	34.122	31.653	22.937	25.050	1'53.762P	278,6	15:21'51.718
5	33.877	31.581	21.781	20.625	1'47.864	272,3	15:21'20.900	5	6'52.012	32.444	22.514	20.180	8'07.150P		15:29'58.868
6	33.936	31.677	20.822	20.126	1'46.561	270,2	15:23'07.461	6	34.174	31.856	20.895	20.280	1'47.205	275,7	15:31'46.073
7	35.400	32.686	21.512	23.293	1'52.891P	274,3	15:25'00.352	7	34.010	31.775	20.924	19.997	1'46.706	277,8	15:33'32.779
8	23'08.667	33.798	22.629	20.548	24'25.642P		15:49'25.994	8	34.000	31.741	20.968	20.053	1'46.762	277,1	15:35'19.541
9	34.266	31.927	20.943	20.165	1'47.301	267,6	15:51'13.295	9	41.211	33.367	22.383	25.949	2'02.910P	277,8	15:37'22.451
10	34.046	31.702	20.863	19.913	1'46.524	269,6	15:52'59.819	10	26'59.194	40.144	21.015	19.919	28'20.272P		16:05'42.723
11	36.929	40.962	22.562	20.329	2'00.782	282,2	15:55'00.601	11	33.881	31.704	25.920	19.897	1'51.402	277,8	16:07'34.125
12	34.038	31.824	20.836	19.952	1'46.650	273,6	15:56'47.251	12	33.947	31.400	20.665	19.766	1'45.778	275,7	16:09'19.903
13	33.999	31.628	20.894	19.915	1'46.436	270,9	15:58'33.687	13	36.975	31.881	23.858	20.071	1'52.785	277,8	16:11'12.688
14	33.970	31.514	22.211	20.760	1'48.455	273,6	16:00'22.142	14	34.408	31.780	21.660	22.797	1'50.645P	272,9	16:13'03.333
15	33.868	31.582	20.859	19.942	1'46.251	276,4	16:02'08.393	15	26'45.728	39.537	23.892	20.193	28'09.350P		16:41'12.683
16	33.781	31.635	20.772	20.026	1'46.214	272,9	16:03'54.607	16	34.325	33.957	22.698	26.198	1'57.178P	264,3	16:43'09.861
17	33.720	31.672	20.839	19.892	1'46.123	275,7	16:05'40.730	17	15'53.350	32.891	21.706	20.306	17'08.253P		17:00'18.114
18	35.042	33.011	21.650	23.685	1'53.388P	280,0	16:07'34.118	18	34.012	31.527	20.814	20.083	1'46.436	263,7	17:02'04.550
19	16'08.732	33.892	23.626	20.579	17'26.829P		16:25'00.947	19	34.207	32.967	22.746	20.310	1'50.230	268,2	17:03'54.780
20	33.937	33.798	21.890	20.103	1'49.728	265,6	16:26'50.675	20	33.910	31.758	26.578	20.504	1'52.750	265,6	17:05'47.530
21	33.622	31.684	20.693	19.995	1'45.994	268,2	16:28'36.669	21	34.061	31.487	21.809	23.580	1'50.937P	266,2	17:07'38.467
22	36.805	34.218	22.048	21.105	1'54.176	264,9	16:30'30.845								
23	33.716	31.696	20.664	20.186	1'46.262	265,6	16:32'17.107								
24	35.866	32.623	21.006	23.053	1'52.548P	267,6	16:34'09.655								
25	18'42.934	32.670	21.317	20.456	19'57.377P		16:54'07.032								
26	34.102	31.604	20.967	20.214	1'46.887	266,2	16:55'53.919								
27	33.898	31.513	20.931	20.230	1'46.572	262,4	16:57'40.491								
28	33.813	31.393	21.306	23.009	1'49.521P	263,0	16:59'30.012								
29	2'52.594	33.924	21.501	20.479	4'08.498P		17:03'38.510								
30	33.805	31.459	20.704	20.025	1'45.993	256,8	17:05'24.503								
31	33.629	31.365	20.748	19.958	1'45.700	261,1	17:07'10.203								
32	36.883	33.384	21.919	20.278	1'52.464	264,3	17:09'02.667								
33	33.654	34.631	21.246	20.439	1'49.970	261,7	17:10'52.637								

24/08/2019 P = Pits In/Out - C = Lap Time Cancelled

These data/results cannot be reproduced, stored and/or transmitted in whole or in part by any manner of electronic, mechanical, photocopying, recording, broadcasting or otherwise now known or herein after developed without the previous express consent by the copyright owner,



DWO Official Test Portimao, 24-25 August 2019

Chronological Analysis Saturday 2nd Session

5° 64 F. CARICASULO (1'45.821)							
Lap	Seg.1	Seg.2	Seg.3	Seg.4	Lap Time	km/h	Local Time
1		33.346	21.437	20.352			15:12'46.244
2	34.369	32.193	20.981	20.290	1'47.833	272,9	15:14'34.077
3	34.029	31.865	21.110	20.156	1'47.160	273,6	15:16'21.237
4	33.873	31.697	20.916	20.060	1'46.546	275,0	15:18'07.783
5	33.837	31.717	20.868	20.180	1'46.602	276,4	15:19'54.385
6	33.851	31.636	20.854	20.069	1'46.410	275,7	15:21'40.795
7	42.437	34.551	21.718	26.430	2'05.136P	275,7	15:23'45.931
8	14'05.705	32.695	20.934	20.371	15'19.705P		15:39'05.636
9	34.085	31.858	20.858	20.268	1'47.069	270,9	15:40'52.705
10	33.870	31.577	20.842	20.106	1'46.395	274,3	15:42'39.100
11	33.772	31.711	20.786	20.065	1'46.334	274,3	15:44'25.434
12	33.775	31.590	20.630	20.011	1'46.006	268,9	15:46'11.440
13	33.716	31.536	20.913	24.828	1'50.993P	272,3	15:48'02.433
14	12'47.709	32.118	20.912	20.354	14'01.093P		16:02'03.526
15	33.860	31.635	20.796	20.113	1'46.404	275,0	16:03'49.930
16	33.643	31.545	20.671	20.063	1'45.922	272,3	16:05'35.852
17	33.536	31.623	20.653	20.009	1'45.821	275,7	16:07'21.673
18	33.739	32.348	24.631	20.369	1'51.087	273,6	16:09'12.760
19	40.871	44.198	22.362	20.729	2'08.160	275,7	16:11'20.920
20	33.795	31.763	23.623	25.954	1'55.135P	272,3	16:13'16.055
21	23'05.162	32.465	21.139	20.318	24'19.084P		16:37'35.139
22	34.199	32.102	21.308	20.512	1'48.121	270,2	16:39'23.260
23	34.216	31.802	20.961	20.204	1'47.183	266,9	16:41'10.443
24	37.061	37.706	26.447	31.646	2'12.860P	268,9	16:43'23.303
25	7'18.804	31.964	21.511	20.317	8'32.596P		16:51'55.899
26	33.929	31.461	21.056	20.123	1'46.569	267,6	16:53'42.468
27	33.811	31.384	20.864	20.180	1'46.239	264,9	16:55'28.707
28	33.828	31.611	20.916	20.353	1'46.708	263,7	16:57'15.415
29	33.905	31.741	21.562	24.883	1'52.091P	264,3	16:59'07.506
30	5'15.818	31.900	20.979	20.367	6'29.064P		17:05'36.570
31	33.782	31.543	20.679	20.153	1'46.157	263,0	17:07'22.727
32	33.914	31.315	20.816	20.266	1'46.311	268,2	17:09'09.038
33	34.810	33.373	21.427	20.986	1'50.596	266,9	17:10'59.634

6° 86 A. BADOVINI (1'46.506)							
Lap	Seg.1	Seg.2	Seg.3	Seg.4	Lap Time	km/h	Local Time
1		32.732	21.353	20.532			15:17'33.517
2	34.292	31.838	21.095	19.969	1'47.194	270,2	15:19'20.711
3	34.221	31.878	21.039	19.961	1'47.099	270,9	15:21'07.810
4	34.175	31.850	21.773	20.351	1'54.879	271,6	15:23'02.689
5	34.152	31.830	20.976	24.470	1'51.428P	269,6	15:24'54.117
6	26'45.035	42.741	22.201	20.517	28'10.494P		15:53'04.611
7	34.372	32.185	21.102	19.985	1'47.644	270,9	15:54'52.255
8	38.671	32.953	21.590	22.539	1'55.753	270,2	15:56'48.008
9	34.185	31.627	20.875	19.863	1'46.550	271,6	15:58'34.558
10	33.973	31.601	20.984	19.948	1'46.506	269,6	16:00'21.064
11	39.456	33.161	22.051	26.890	2'01.558P	271,6	16:02'22.622
12	17'52.752	35.168	23.315	20.402	19'11.637P		16:21'34.259
13	34.285	31.848	20.925	20.007	1'47.065	268,2	16:23'21.324
14	34.665	33.326	21.694	26.258	1'55.943P	266,9	16:25'17.267
15	7'16.024	33.619	21.729	20.318	8'31.690P		16:33'48.957
16	34.645	31.785	21.090	20.211	1'47.731	264,9	16:35'36.688
17	34.716	31.815	20.955	20.130	1'47.616	265,6	16:37'24.304
18	34.146	38.401	22.368	25.994	2'00.909P	263,0	16:39'25.213
19	11'45.769	34.085	21.952	20.346	13'02.152P		16:52'27.365
20	34.036	31.798	20.820	20.000	1'46.654	261,1	16:54'14.019
21	34.031	31.716	20.942	20.187	1'46.876	261,7	16:56'00.895
22	34.322	39.102	22.101	26.995	2'02.520P	259,2	16:58'03.415
23	5'14.855	32.817	21.818	20.719	6'30.209P		17:04'33.624
24	34.405	33.228	22.680	20.520	1'50.833	257,4	17:06'24.457
25	34.250	31.615	20.971	20.237	1'47.073	259,2	17:08'11.530
26	43.113	33.847	22.012	27.755	2'06.727P	259,2	17:10'18.257

7° 94 C. PEROLARI (1'47.012)							
Lap	Seg.1	Seg.2	Seg.3	Seg.4	Lap Time	km/h	Local Time
1		32.535	21.380	20.248			15:23'32.499
2	34.232	31.836	21.070	19.874	1'47.012	271,6	15:25'19.511
3	34.197	32.111	21.434	20.862	1'48.604	271,6	15:27'08.115
4	34.116	31.927	21.154	20.087	1'47.284	273,6	15:28'55.399
5	36.996	33.575	22.541	23.810	1'56.922P	269,6	15:30'52.321
6	13'16.996	36.012	22.228	20.294	14'35.530P		15:45'27.851
7	35.871	32.175	21.392	20.132	1'49.570	270,9	15:47'17.421
8	34.240	31.920	21.250	20.082	1'47.492	271,6	15:49'04.913
9	34.243	31.985	21.190	20.150	1'47.568	270,2	15:50'52.481
10	38.873	34.173	22.597	24.059	1'59.702P	270,2	15:52'52.183
11	46'58.140	37.208	21.447	20.368	48'17.163P		16:41'09.346
12	34.185	32.166	33.988	27.285	2'07.624P	261,1	16:43'16.970
13	9'02.923	38.939	24.259	20.458	10'26.579P		16:53'43.549
14	34.094	31.895	21.078	20.150	1'47.217	265,6	16:55'30.766
15	38.324	41.151	21.613	23.451	2'04.539	266,2	16:57'35.305
16	36.370	32.468	21.910	20.413	1'51.161	266,2	16:59'26.466
17	34.107	31.970	20.979	20.235	1'47.291	266,9	17:01'13.757
18	34.113	31.735	22.725	20.380	1'48.953	266,9	17:03'02.710
19	34.227	31.829	21.100	20.276	1'47.432	268,2	17:04'50.142
20	34.217	32.178	25.832	20.519	1'52.746	264,9	17:06'42.888
21	33.958	31.882	21.308	20.148	1'47.296	266,9	17:08'30.184
22	34.032	40.878	21.693	20.570	1'57.173	266,2	17:10'27.357

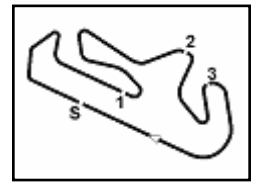
8° 36 T. GRADINGER (1'47.141)							
Lap	Seg.1	Seg.2	Seg.3	Seg.4	Lap Time	km/h	Local Time
1		35.102	26.604	23.569			15:21'43.330
2	34.508	32.373	21.138	20.042	1'48.061	270,2	15:23'31.391
3	34.304	31.918	21.084	19.976	1'47.282	275,0	15:25'18.673
4	34.425	32.105	21.708	20.283	1'48.521	274,3	15:27'07.194
5	34.432	33.883	21.656	23.665	1'53.636P	274,3	15:29'00.830
6	13'22.221	32.723	21.227	20.561	14'36.732P		15:43'37.562
7	34.717	33.679	22.149	20.524	1'51.069	268,2	15:45'28.631
8	34.346	32.190	21.156	20.142	1'47.834	272,3	15:47'16.465
9	34.590	32.057	21.265	20.116	1'48.028	270,2	15:49'04.493
10	36.553	33.155	23.867	23.192	1'56.767P	270,9	15:51'01.260
11	13'25.652	31.991	20.934	20.200	14'38.777P		16:05'40.037
12	34.258	35.926	22.300	20.219	1'52.703	272,3	16:07'32.740
13	34.283	31.889	20.963	20.006	1'47.141	270,9	16:09'19.881
14	34.725	32.002	21.202	19.983	1'47.912	265,6	16:11'07.793
15	37.623	32.591	25.510	24.368	2'00.092P	268,9	16:13'07.885
16	2'28.807	33.275	21.464	20.364	3'43.910P		16:16'51.795
17	34.308	32.045	21.183	20.099	1'47.635	269,6	16:18'39.430
18	34.326	32.027	21.320	20.038	1'47.711	270,2	16:20'27.141
19	41.210	33.122	21.545	26.280	2'02.157P	276,4	16:22'29.298

9° 11 K. SMITH (1'47.147)							
Lap	Seg.1	Seg.2	Seg.3	Seg.4	Lap Time	km/h	Local Time
1		33.287	21.691	20.246			15:12'12.586
2	34.757	32.201	21.197	20.106	1'48.261	267,6	15:14'00.847
3	34.441	31.992	21.202	20.192	1'47.827	268,2	15:15'48.674
4	34.490	31.939	20.970	20.196	1'47.595	268,9	15:17'36.269
5	34.499	32.076	21.094	20.278	1'47.947	272,3	15:19'24.216
6	34.459	32.228	21.130	20.271	1'48.088	270,9	15:21'12.304
7	34.313	32.003	21.224	20.234	1'47.774	267,6	15:23'00.078
8	37.493	31.966	21.076	24.851	1'55.386P	270,2	15:24'55.464
9	13'58.492	33.001	21.432	20.096	15'13.021P		15:40'08.485
10	34.567	32.018	21.136	20.177	1'47.898	270,2	15:41'56.383
11	34.756	32.836	21.524	25.509	1'54.625P	268,9	15:43'51.008
12	16'05.437	33.123	21.673	20.124	17'20.357P		16:01'11.365
13	34.460	32.178	21.251	20.071	1'47.960	271,6	16:02'59.325

24/08/2019 P = Pits In/Out - C = Lap Time Cancelled

These data/results cannot be reproduced, stored and/or transmitted in whole or in part by any manner of electronic, mechanical, photocopying, recording, broadcasting or otherwise now known or herein after developed without the previous express consent by the copyright owner, except for reproduction in daily press and regular printed publications on sale to the public within 60 days of the event related to those data/results and always provided that copyright symbol appears together as follows below.

© DORNA WSBK ORGANIZATION Srl 2019



DWO Official Test Portimao, 24-25 August 2019

Chronological Analysis Saturday 2nd Session

3 / 5

14	34.740	32.102	21.148	20.095	1'48.085	270,2	16:04'47.410
15	34.815	33.885	22.434	25.184	1'56.318P	271,6	16:06'43.728
16	9'58.116	32.690	21.369	20.188	11'12.363P		16:17'56.091
17	34.515	32.049	21.141	20.222	1'47.927	270,2	16:19'44.018
18	34.309	32.079	21.279	20.194	1'47.861	270,2	16:21'31.879
19	34.504	32.175	21.350	24.706	1'52.735P	270,9	16:23'24.614
20	38'46.473	32.944	21.796	20.327	40'01.540P		17:03'26.154
21	34.771	32.007	20.979	20.092	1'47.849	261,1	17:05'14.003
22	34.742	31.747	21.180	20.132	1'47.801	261,7	17:07'01.804
23	34.579	31.543	21.994	20.244	1'48.360	262,4	17:08'50.164
24	34.373	31.530	21.030	20.214	1'47.147	262,4	17:10'37.311

12° 61 G. RUIU (1'47.874)							
Lap	Seg.1	Seg.2	Seg.3	Seg.4	Lap Time	km/h	Local Time
1		35.314	24.481	20.707			15:41'29.639
2	35.385	32.732	21.748	20.498	1'50.363	263,7	15:43'20.002
3	35.023	32.691	21.565	20.539	1'49.818	263,0	15:45'09.820
4	35.108	32.677	21.454	20.639	1'49.878	262,4	15:46'59.698
5	37.610	36.138	23.146	26.107	2'03.001P	261,7	15:49'20.699
6	22'08.915	42.848	32.419	35.267	23'59.449P		16:13'02.148
7	38.239	32.804	22.010	20.572	1'53.625	261,1	16:14'55.773
8	35.077	32.446	21.406	27.804	1'56.733	264,9	16:16'52.506
9	34.495	32.287	21.281	20.207	1'48.210	269,6	16:18'40.776
10	34.598	32.138	21.188	20.308	1'48.232	267,6	16:20'29.008
11	38.386	34.645	22.892	25.563	2'01.486P	268,2	16:22'30.494
12	13'23.603	38.727	26.890	25.364	1'45.584P		16:37'25.078
13	34.978	39.774	23.502	20.522	1'58.776	264,3	16:39'23.854
14	34.669	33.276	21.298	20.289	1'49.532	260,5	16:41'13.386
15	34.928	35.881	23.471	27.192	2'01.472P	263,0	16:43'14.858
16	9'01.054	39.157	26.983	21.745	1'02'8.939P		16:53'43.797
17	34.511	32.087	21.068	20.168	1'47.874	264,9	16:55'31.671
18	36.211	37.169	26.816	23.027	2'03.223	263,0	16:57'34.894
19	34.876	32.177	21.268	20.441	1'48.762	258,0	16:59'23.656
20	34.745	32.099	21.286	20.500	1'48.630	257,4	17:01'12.286
21	37.323	33.964	22.343	24.347	1'57.977P	257,4	17:03'10.263
22	2'42.455	33.188	23.547	21.482	4'00.672P		17:07'10.935
23	34.628	32.171	21.146	20.601	1'48.546	263,7	17:08'59.481
24	34.639	31.933	21.149	20.488	1'48.209	258,0	17:10'47.690

10° 74 J. VAN SIKKELERUS (1'47.361)							
Lap	Seg.1	Seg.2	Seg.3	Seg.4	Lap Time	km/h	Local Time
1		38.233	28.560	20.401			15:12'13.455
2	34.987	32.583	21.489	20.400	1'49.459	268,2	15:14'02.914
3	34.820	35.282	22.727	24.119	1'56.948P	266,9	15:15'59.862
4	6'21.521	37.620	22.074	20.577	7'41.792P		15:23'41.654
5	34.911	34.909	25.249	25.500	2'00.569P	266,2	15:25'42.223
6	13'44.129	39.740	27.284	20.884	15'12.037P		15:40'54.260
7	34.797	32.399	21.388	20.372	1'48.956	266,2	15:42'43.216
8	34.615	32.395	21.370	20.441	1'48.821	266,2	15:44'32.037
9	36.265	34.213	22.566	24.100	1'57.134P	267,6	15:46'29.171
10	10'16.325	35.080	24.050	20.474	11'35.929P		15:58'05.100
11	34.606	32.292	21.527	20.403	1'48.828	266,2	15:59'53.928
12	34.549	32.369	21.397	20.342	1'48.657	268,2	16:01'42.585
13	34.406	32.422	21.296	20.298	1'48.422	267,6	16:03'31.007
14	35.761	33.720	22.398	23.933	1'55.812P	266,2	16:05'26.819
15	16'47.759	32.666	21.597	20.180	18'02.202P		16:23'29.021
16	34.378	32.342	21.217	20.143	1'48.080	270,2	16:25'17.101
17	34.031	31.812	21.480	20.159	1'47.482	268,2	16:27'04.583
18	33.884	32.085	21.087	20.305	1'47.361	267,6	16:28'51.944
19	34.409	31.909	21.077	20.240	1'47.635	266,2	16:30'39.579
20	36.108	33.848	22.551	24.026	1'56.533P	263,0	16:32'36.112
21	19'02.505	32.438	22.247	20.634	20'17.824P		16:52'53.936
22	34.702	32.043	21.319	20.343	1'48.407	261,1	16:54'42.343
23	34.768	32.157	21.912	21.968	1'50.805	259,9	16:56'33.148
24	34.679	31.926	21.234	20.485	1'48.324	259,9	16:58'21.472
25	36.819	33.524	21.787	24.072	1'56.202P	261,1	17:00'17.674
26	4'45.890	35.860	29.126	20.706	6'11.582P		17:06'29.256
27	34.523	32.052	21.124	20.469	1'48.168	262,4	17:08'17.424
28	34.415	31.828	21.237	20.425	1'47.905	261,1	17:10'05.329

13° 38 H. SOOMER (1'47.925)							
Lap	Seg.1	Seg.2	Seg.3	Seg.4	Lap Time	km/h	Local Time
1		33.485	22.008	20.792			15:11'57.267
2	35.766	32.901	21.411	20.354	1'50.432	268,2	15:13'47.699
3	35.260	32.510	21.159	20.385	1'49.314	267,6	15:15'37.013
4	34.965	32.793	21.215	20.464	1'49.437	268,9	15:17'26.450
5	34.974	32.545	21.146	20.524	1'49.189	268,9	15:19'15.639
6	37.207	35.468	21.403	24.420	1'58.498P	268,2	15:21'14.137
7	15'20.656	32.639	21.999	20.578	16'35.872P		15:37'50.009
8	34.728	33.219	21.206	20.449	1'49.602	266,9	15:39'39.611
9	34.677	32.455	21.998	20.365	1'49.495	267,6	15:41'29.106
10	34.654	32.219	21.129	20.423	1'48.425	267,6	15:43'17.531
11	34.624	33.033	21.581	23.259	1'52.497P	266,9	15:45'10.028
12	19'25.647	32.565	20.992	20.680	20'39.884P		16:05'49.912
13	34.689	32.366	21.004	20.276	1'48.335	268,9	16:07'38.247
14	34.692	32.342	21.068	20.303	1'48.405	268,2	16:09'26.652
15	34.381	32.321	21.178	20.422	1'48.302	268,2	16:11'14.954
16	34.394	32.236	20.959	20.336	1'47.925	268,9	16:13'02.879
17	35.520	33.580	21.466	23.560	1'54.126P	270,9	16:14'57.005
18	21'02.614	33.122	21.459	20.452	22'17.647P		16:37'14.652
19	34.993	32.158	20.951	20.335	1'48.437	261,7	16:39'03.089

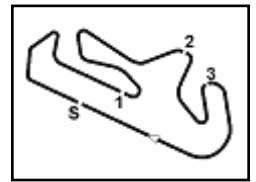
11° 95 J. DANILO (1'47.452)							
Lap	Seg.1	Seg.2	Seg.3	Seg.4	Lap Time	km/h	Local Time
1		33.313	22.493	20.511			15:29'56.376
2	34.869	32.629	21.645	20.421	1'49.564	267,6	15:31'45.940
3	34.724	32.220	21.202	20.195	1'48.341	268,2	15:33'34.281
4	37.558	33.774	22.158	23.841	1'57.331P	271,6	15:35'31.612
5	17'22.316	33.246	21.496	20.759	18'37.817P		15:54'09.429
6	34.574	32.267	21.264	20.232	1'48.337	268,9	15:55'57.766
7	34.184	32.125	21.143	20.194	1'47.646	268,9	15:57'45.412
8	34.131	32.051	21.136	20.134	1'47.452	268,9	15:59'32.864
9	34.429	39.116	24.898	20.581	1'59.024	270,9	16:01'31.888
10	34.676	33.495	22.857	23.845	1'54.873P	268,2	16:03'26.761
11	32'58.923	32.883	21.576	20.535	34'13.917P		16:37'40.678
12	34.454	32.500	21.238	20.313	1'48.505	263,7	16:39'29.183
13	34.309	32.404	21.190	20.262	1'48.165	262,4	16:41'17.348
14	34.399	37.737	25.078	32.101	2'09.315P	263,0	16:43'26.663
15	7'13.112	33.004	23.426	27.682	8'37.224P		16:52'03.887
16	34.390	32.615	21.185	20.347	1'48.537	259,9	16:53'52.424
17	34.489	32.442	21.281	20.308	1'48.520	261,1	16:55'40.944
18	34.328	32.342	21.191	23.383	1'51.244P	260,5	16:57'32.188

14° 10 N. CALERO (1'47.992)							
Lap	Seg.1	Seg.2	Seg.3	Seg.4	Lap Time	km/h	Local Time
1		39.863	33.563	21.114			15:20'27.452
2	42.027	43.009	25.022	21.031	2'11.089	263,7	15:22'38.541
3	35.839	34.172	28.263	28.728	2'07.002P	263,0	15:24'45.543
4	21'27.793	33.554	21.918	20.564	22'43.829P		15:47'29.372
5	35.788	34.477	26.767	25.788	2'02.820P	268,2	15:49'32.192
6	8'43.732	33.853	22.437	21.367	10'01.389P		15:59'33.581

24/08/2019 P = Pits In/Out - C = Lap Time Cancelled

These data/results cannot be reproduced, stored and/or transmitted in whole or in part by any manner of electronic, mechanical, photocopying, recording, broadcasting or otherwise now known or herein after developed without the previous express consent by the copyright owner, except for reproduction in daily press and regular printed publications on sale to the public within 60 days of the event related to those data/results and always provided that copyright symbol appears together as follows below.

© DORNA WSBK ORGANIZATION Srl 2019



DWO Official Test Portimao, 24-25 August 2019

Chronological Analysis Saturday 2nd Session

Portimao 4.592 m

4 / 5

7	35.017	32.897	22.495	22.387	1'52.796P	268,9	16:01'26.377	9	45.247	32.980	29.565	20.676	2'08.468	272,9	15:53'05.964
8	9'43.607	38.278	31.194	22.700	11'15.779P		16:12'42.156	10	34.716	32.486	21.619	20.209	1'49.030	274,3	15:54'54.994
9	39.823	46.361	27.470	20.741	2'14.395	263,7	16:14'56.551	11	41.706	36.095	22.180	20.324	2'00.305	271,6	15:56'55.299
10	35.184	32.186	21.399	20.474	1'49.243	267,6	16:16'45.794	12	34.960	32.562	21.568	20.116	1'49.206	272,3	15:58'44.505
11	39.293	35.531	21.419	20.135	1'56.378	266,9	16:18'42.172	13	34.705	32.611	21.521	20.214	1'49.051	273,6	16:00'33.556
12	34.694	32.091	21.036	20.171	1'47.992	266,9	16:20'30.164	14	39.691	34.599	23.453	25.040	2'02.783P	269,6	16:02'36.339
13	35.312	33.898	24.111	24.422	1'57.743P	266,2	16:22'27.907	15	38'49.641	36.778	23.163	27.841	40'17.423P		16:42'53.762
14	15'36.270	36.136	23.453	20.304	16'56.163P		16:39'24.070	16	6'59.247	33.078	22.135	20.549	8'15.009P		16:51'08.771
15	35.128	33.035	21.312	20.314	1'49.789	250,3	16:41'13.859	17	35.061	32.411	21.782	20.151	1'49.405	259,9	16:52'58.176
16	39.125	39.864	28.670	29.164	2'16.823P	264,3	16:43'30.682	18	34.711	32.293	21.650	20.263	1'48.917	261,7	16:54'47.093
17	6'48.654	44.762	33.142	29.487	8'36.045P		16:52'06.727	19	38.387	41.244	22.175	20.459	2'02.265	263,0	16:56'49.358
18	1'00.332	35.446	25.116	24.261	2'25.155P		16:54'31.882	20	34.742	32.390	21.511	20.295	1'48.938	261,7	16:58'38.296
19	35.961	32.921	21.443	20.420	1'50.745	253,2	16:56'22.627	21	34.583	32.285	21.374	20.253	1'48.495	262,4	17:00'26.791
20	36.670	34.126	23.286	24.525	1'58.607	261,1	16:58'21.234	22	34.711	41.058	24.257	26.652	2'06.678P	260,5	17:02'33.469
21	36.578	34.338	21.772	24.060	1'56.748P	240,3	17:00'17.982								
22	4'41.610	39.630	24.796	20.923	6'06.959P		17:06'24.941								
23	34.830	32.109	21.138	20.414	1'48.491	264,3	17:08'13.432								
24	41.356	33.997	22.060	24.425	2'01.838P	260,5	17:10'15.270								

17° 22 F. FULIGNI (1'48.708)

Lap	Seg.1	Seg.2	Seg.3	Seg.4	Lap Time	km/h	Local Time
1		34.063	23.514	20.786			15:19'34.705
2	35.282	33.201	21.649	20.701	1'50.833	267,6	15:21'25.538
3	35.068	32.774	21.480	20.721	1'50.043	266,9	15:23'15.581
4	34.888	36.919	21.626	23.674	1'57.107P	269,6	15:25'12.688
5	17'18.197	33.837	21.715	20.839	18'34.588P		15:43'47.276
6	35.174	33.004	21.783	20.577	1'50.538	267,6	15:45'37.814
7	34.990	32.623	21.448	20.474	1'49.535	264,9	15:47'27.349
8	34.838	32.664	21.608	20.500	1'49.610	270,2	15:49'16.959
9	34.923	32.591	21.470	20.423	1'49.407	270,2	15:51'06.366
10	34.789	32.694	21.443	20.604	1'49.530	270,9	15:52'55.896
11	38.090	38.487	23.266	24.365	2'04.208P	266,9	15:55'00.104
12	21'42.299	33.565	22.071	20.718	22'58.653P		16:17'58.757
13	35.308	33.239	21.692	20.514	1'50.753	268,2	16:19'49.510
14	34.936	32.540	21.566	20.484	1'49.526	264,9	16:21'39.036
15	35.016	32.461	21.545	20.252	1'49.274	266,9	16:23'28.310
16	34.775	32.333	21.317	20.283	1'48.708	266,9	16:25'17.018
17	34.960	32.434	21.411	20.191	1'48.996	255,0	16:27'06.014
18	34.694	32.443	21.455	20.441	1'49.033	266,9	16:28'55.047
19	34.824	32.502	21.572	25.800	1'54.698P	263,7	16:30'49.745
20	22'19.184	33.898	26.100	22.512	23'41.694P		16:54'31.439
21	35.067	33.044	21.627	20.544	1'50.282	258,0	16:56'21.721
22	40.360	35.041	24.366	20.874	2'00.641	258,6	16:58'22.362
23	35.049	32.789	21.523	20.566	1'49.927	261,1	17:00'12.289
24	35.086	32.566	21.505	20.545	1'49.702	256,2	17:02'01.991
25	34.869	32.521	21.565	20.592	1'49.547	257,4	17:03'51.538
26	34.881	32.298	21.463	20.487	1'49.129	258,0	17:05'40.667
27	34.747	36.276	27.601	25.348	2'03.972P	261,1	17:07'44.639
28	1'25.290	33.778	21.699	20.798	2'41.565P		17:10'26.204

18° 31 D. VALLE (1'49.120)

Lap	Seg.1	Seg.2	Seg.3	Seg.4	Lap Time	km/h	Local Time
1		38.234	28.560	20.373			15:12'13.783
2	35.284	32.585	21.382	20.302	1'49.553	268,9	15:14'03.336
3	35.160	32.983	21.786	20.304	1'50.233	264,9	15:15'53.569
4	35.078	38.658	21.646	20.335	1'55.717	270,9	15:17'49.286
5	35.041	32.729	21.727	20.481	1'49.978	272,9	15:19'39.264
6	35.231	32.736	21.601	20.229	1'49.797	264,3	15:21'29.061
7	34.737	32.816	21.573	20.857	1'49.983	272,3	15:23'19.044
8	34.850	32.651	21.784	20.276	1'49.561	268,9	15:25'08.605
9	35.094	32.653	21.640	20.505	1'49.892	264,9	15:26'58.497
10	44.475	38.644	24.141	29.074	2'16.334P	253,8	15:29'14.831
11	12'52.298	33.290	22.814	20.769	14'09.171P		15:43'24.002
12	35.064	32.852	21.705	20.222	1'49.843	266,9	15:45'13.845
13	34.832	32.966	21.784	20.206	1'49.788	270,2	15:47'03.633
14	34.951	32.756	21.583	20.192	1'49.482	265,6	15:48'53.115
15	34.909	33.170	21.860	20.259	1'50.198	267,6	15:50'43.313

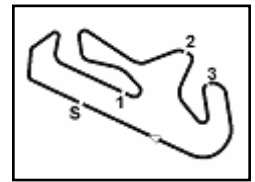
16° 84 L. CRESSON (1'48.495)

Lap	Seg.1	Seg.2	Seg.3	Seg.4	Lap Time	km/h	Local Time
1		33.524	25.183	20.366			15:21'00.394
2	34.752	32.522	21.571	20.271	1'49.116	275,7	15:22'49.510
3	34.661	32.285	21.551	20.123	1'48.620	270,9	15:24'38.130
4	34.697	33.519	31.016	26.393	2'05.625P	270,9	15:26'43.755
5	17'20.142	44.500	22.173	20.318	18'47.133P		15:45'30.888
6	34.904	32.395	21.565	20.148	1'49.012	268,9	15:47'19.900
7	34.666	32.316	21.614	20.154	1'48.750	273,6	15:49'08.650
8	34.700	32.320	21.578	20.248	1'48.846	272,9	15:50'57.496

24/08/2019 P = Pits In/Out - C = Lap Time Cancelled

These data/results cannot be reproduced, stored and/or transmitted in whole or in part by any manner of electronic, mechanical, photocopying, recording, broadcasting or otherwise now known or herein after developed without the previous express consent by the copyright owner, except for reproduction in daily press and regular printed publications on sale to the public within 60 days of the event related to those data/results and always provided that copyright symbol appears together as follows below.

© DORNA WSBK ORGANIZATION Srl 2019



Portimao 4.592 m

DWO Official Test Portimao, 24-25 August 2019

Chronological Analysis Saturday 2nd Session

16	35.159	32.984	21.939	20.375	1'50.457	265,6	15:52'33.770
17	42.104	39.794	25.005	27.791	2'14.694P	266,2	15:54'48.464
18	18'37.419	41.431	26.575	22.659	20'08.084P		16:14'56.548
19	35.472	32.682	21.397	20.388	1'49.939	258,0	16:16'46.487
20	34.838	32.962	21.737	20.290	1'49.827	267,6	16:18'36.314
21	35.092	32.895	21.685	20.248	1'49.920	265,6	16:20'26.234
22	40.063	36.282	22.170	21.193	1'59.708	266,9	16:22'25.942
23	34.897	32.792	21.788	20.389	1'49.866	268,2	16:24'15.808
24	34.844	32.600	21.861	20.248	1'49.553	264,9	16:26'05.361
25	34.704	32.742	21.640	20.349	1'49.435	266,2	16:27'54.796
26	34.834	45.463	24.476	27.566	2'12.339P	264,9	16:30'07.135
27	11'25.442	41.496	27.017	29.307	13'03.262P		16:43'10.397
28	7'01.680	33.671	22.045	20.589	8'17.985P		16:51'28.382
29	34.567	32.635	21.663	20.347	1'49.212	259,9	16:53'17.594
30	34.615	32.509	21.675	20.532	1'49.331	260,5	16:55'06.925
31	34.875	32.854	21.895	20.352	1'49.976	258,6	16:56'56.901
32	41.626	42.868	24.775	27.359	2'16.628P	255,6	16:59'13.529
33	5'16.164	33.107	24.705	20.734	6'34.710P		17:05'48.239
34	34.600	32.511	21.600	20.409	1'49.120	263,7	17:07'37.359
35	34.839	32.458	21.714	20.605	1'49.616	259,9	17:09'26.975
36	42.673	38.369	25.726	26.311	2'13.079P	244,1	17:11'40.054

19° 67 G. MATERN (1'53.945)							
Lap	Seg.1	Seg.2	Seg.3	Seg.4	Lap Time	km/h	Local Time
1		35.746	23.155	25.403			15:18'02.113
2	2'00.452	35.052	23.653	21.738	3'20.895P		15:21'23.008
3	37.006	35.162	22.645	21.297	1'56.110	255,6	15:23'19.118
4	37.045	34.248	22.421	21.037	1'54.751	252,0	15:25'13.869
5	36.785	34.025	22.919	21.191	1'54.920	253,2	15:27'08.789
6	36.770	34.819	22.894	24.485	1'58.968P	260,5	15:29'07.757
7	24'44.056	34.834	23.299	21.448	26'03.637P		15:55'11.394
8	37.821	34.541	22.454	21.117	1'55.933	246,8	15:57'07.327
9	36.853	34.276	22.357	21.210	1'54.696	249,1	15:59'02.023
10	36.716	34.547	22.759	21.921	1'55.943	255,0	16:00'57.966
11	37.083	34.257	22.371	21.744	1'55.455	248,5	16:02'53.421
12	42.973	34.984	22.284	24.379	2'04.620P	244,6	16:04'58.041
13	20'23.871	34.851	22.765	21.241	21'42.728P		16:26'40.769
14	36.845	34.367	22.478	21.282	1'54.972	246,3	16:28'35.741
15	38.676	34.507	22.454	21.249	1'56.886	243,5	16:30'32.627
16	37.976	34.527	22.515	21.253	1'56.271	245,2	16:32'28.898
17	36.972	34.271	22.370	21.217	1'54.830	247,4	16:34'23.728
18	36.612	33.721	22.194	21.418	1'53.945	248,5	16:36'17.673
19	37.248	34.242	22.664	24.849	1'59.003P	247,4	16:38'16.676
20	15'45.831	35.521	23.117	26.364	17'10.833P		16:55'27.509

24/08/2019 P = Pits In/Out - C = Lap Time Cancelled

These data/results cannot be reproduced, stored and/or transmitted in whole or in part by any manner of electronic, mechanical, photocopying, recording, broadcasting or otherwise now known or herein after developed without the previous express consent by the copyright owner, except for reproduction in daily press and regular printed publications on sale to the public within 60 days of the event related to those data/results and always provided that copyright symbol appears together as follows below.

© DORNA WSBK ORGANIZATION Srl 2019

