

Portimao 4.592 m

1 / 2

DWO Official Test Portimao, 24-25 August 2019

Results Sunday 1st Session

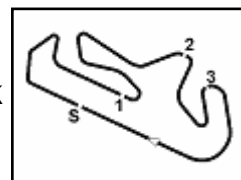
No.	Rider	Nat	Team	Bike	Class	Time	Gap	Rel.	Laps	Speed	
										Avg	Max
1	22 A. LOWES	GBR	Pata Yamaha WorldSBK Team	Yamaha YZF R1		1'41.153			33	163,428	311,4
2	1 J. REA	GBR	Kawasaki Racing Team WorldSBK	Kawasaki ZX-10RR		1'41.371	0.218	0.218	29	163,076	312,3
3	54 T. RAZGATLIOGLU	TUR	Turkish Puccetti Racing	Kawasaki ZX-10RR	IND	1'41.428	0.275	0.057	25	162,985	307,8
4	60 M. VAN DER MARK	NED	Pata Yamaha WorldSBK Team	Yamaha YZF R1		1'41.489	0.336	0.061	28	162,887	311,4
5	76 L. BAZ	FRA	Ten Kate Racing - Yamaha	Yamaha YZF R1	IND	1'41.718	0.565	0.229	43	162,520	306,1
6	91 L. HASLAM	GBR	Kawasaki Racing Team WorldSBK	Kawasaki ZX-10RR		1'41.758	0.605	0.040	32	162,456	307,8
7	11 S. CORTESE	GER	GRT Yamaha WorldSBK	Yamaha YZF R1	IND	1'42.035	0.882	0.277	24	162,015	310,5
8	50 E. LAVERTY	IRL	Team Gooleven	Ducati Panigale V4 R	IND	1'42.055	0.902	0.020	26	161,983	310,5
9	21 M. RINALDI	ITA	BARNI Racing Team	Ducati Panigale V4 R	IND	1'42.124	0.971	0.069	30	161,874	312,3
10	7 C. DAVIES	GBR	ARUBA.IT Racing - Ducati	Ducati Panigale V4 R		1'42.161	1.008	0.037	34	161,815	317,8
11	66 T. SYKES	GBR	BMW Motorrad WorldSBK Team	BMW S1000 RR		1'42.172	1.019	0.011	19	161,798	307,0
12	33 M. MELANDRI	ITA	GRT Yamaha WorldSBK	Yamaha YZF R1	IND	1'42.212	1.059	0.040	34	161,734	306,1
13	81 J. TORRES	ESP	Team Pedercini Racing	Kawasaki ZX-10RR	IND	1'42.264	1.111	0.052	36	161,652	301,0
14	28 M. REITERBERGER	GER	BMW Motorrad WorldSBK Team	BMW S1000 RR		1'42.457	1.304	0.193	33	161,348	305,2
15	19 A. BAUTISTA	ESP	ARUBA.IT Racing - Ducati	Ducati Panigale V4 R		1'42.634	1.481	0.177	17	161,069	314,1
16	36 L. MERCADO	ARG	Orelac Racing VerdNatura	Kawasaki ZX-10RR	IND	1'42.712	1.559	0.078	30	160,947	306,1
17	13 T. TAKAHASHI	JPN	Moriwaki Althea Honda Team	Honda CBR1000RR		1'43.544	2.391	0.832	33	159,654	304,4
18	20 S. BARRIER	FRA	BRIXX Racing Team	Ducati Panigale V4 R		1'44.111	2.958	0.567	27	158,784	309,6
19	23 R. KIYONARI	JPN	Moriwaki Althea Honda Team	Honda CBR1000RR		1'44.474	3.321	0.363	27	158,233	301,8

AIR	Humidity:	44%	Temp:	26°C
TRACK	Condition:	Dry	Temp:	34°C

25/08/2019 Start 09:00 End 11:01 The results are provisional until the end of the time limit for protests and appeals and the completion of the technical checks.

These data/results cannot be reproduced, stored and/or transmitted in whole or in part by any manner of electronic, mechanical, photocopying, recording, broadcasting or otherwise now known or herein after developed without the previous express consent by the copyright owner, except for reproduction in daily press and regular printed publications on sale to the public within 60 days of the event related to those data/results and always provided that copyright symbol appears together as follows below.

© DORNA WSBK ORGANIZATION Srl 2019



DWO Official Test Portimao, 24-25 August 2019

Results Sunday 1st Session

Session Highlights

Local Time	No. Rider	Description
09.00.00		Start
09.04.47	36 L. MERCADO	Technical Problem - Turn 5
10.37.11	60 M. VAN DER MARK	Technical Problem - Turn 7
11.01.49		End Of Session

Fastest Laps Sequence

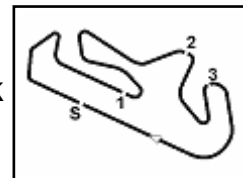
No.	Rider	Nat	Team	Bike	Local Time	Time	Gap	Avg
1	J. REA	GBR	Kawasaki Racing Team WorldSBK	Kawasaki ZX-10RR	09:03'46.442	1'41.671		162,595
1	J. REA	GBR	Kawasaki Racing Team WorldSBK	Kawasaki ZX-10RR	09:07'09.853	1'41.670	-0.001	162,597
1	J. REA	GBR	Kawasaki Racing Team WorldSBK	Kawasaki ZX-10RR	09:47'05.765	1'41.371	-0.299	163,076
22	A. LOWES	GBR	Pata Yamaha WorldSBK Team	Yamaha YZF R1	10:48'12.991	1'41.153	-0.218	163,428

25/08/2019 Start End The results are provisional until the end of the time limit for protests and appeals
 09:00 11:01 and the completion of the technical checks.

These data/results cannot be reproduced, stored and/or transmitted in whole or in part by any manner of electronic, mechanical, photocopying, recording, broadcasting or otherwise now known or herein after developed without the previous express consent by the copyright owner, except for reproduction in daily press and regular printed publications on sale to the public within 60 days of the event related to those data/results and always provided that copyright symbol appears together as follows below.

© DORNA WSBK ORGANIZATION Srl 2019





Portimao 4.592 m

DWO Official Test Portimao, 24-25 August 2019 Best Sectors & Speed Sunday 1st Session

BEST LAP			
1	22 A. LOWES	Yamaha YZF R1	1'41.153
2	1 J. REA	Kawasaki ZX-10RR	1'41.371
3	54 T. RAZGATLIOGLU	Kawasaki ZX-10RR	1'41.428
4	60 M. VAN DER MARK	Yamaha YZF R1	1'41.489
5	76 L. BAZ	Yamaha YZF R1	1'41.718
6	91 L. HASLAM	Kawasaki ZX-10RR	1'41.758
7	11 S. CORTESE	Yamaha YZF R1	1'42.035
8	50 E. LAVERTY	Ducati Panigale V4 R	1'42.055
9	21 M. RINALDI	Ducati Panigale V4 R	1'42.124
10	7 C. DAVIES	Ducati Panigale V4 R	1'42.161
11	66 T. SYKES	BMW S1000 RR	1'42.172
12	33 M. MELANDRI	Yamaha YZF R1	1'42.212
13	81 J. TORRES	Kawasaki ZX-10RR	1'42.264
14	28 M. REITERBERGER	BMW S1000 RR	1'42.457
15	19 A. BAUTISTA	Ducati Panigale V4 R	1'42.634
16	36 L. MERCADO	Kawasaki ZX-10RR	1'42.712
17	13 T. TAKAHASHI	Honda CBR1000RR	1'43.544
18	20 S. BARRIER	Ducati Panigale V4 R	1'44.111
19	23 R. KIYONARI	Honda CBR1000RR	1'44.474

SPEED			
1	7 C. DAVIES	Ducati Panigale V4 R	317,8
2	19 A. BAUTISTA	Ducati Panigale V4 R	314,1
3	1 J. REA	Kawasaki ZX-10RR	312,3
4	21 M. RINALDI	Ducati Panigale V4 R	312,3
5	22 A. LOWES	Yamaha YZF R1	311,4
6	60 M. VAN DER MARK	Yamaha YZF R1	311,4
7	50 E. LAVERTY	Ducati Panigale V4 R	310,5
8	11 S. CORTESE	Yamaha YZF R1	310,5
9	20 S. BARRIER	Ducati Panigale V4 R	309,6
10	91 L. HASLAM	Kawasaki ZX-10RR	307,8
11	54 T. RAZGATLIOGLU	Kawasaki ZX-10RR	307,8
12	66 T. SYKES	BMW S1000 RR	307,0
13	33 M. MELANDRI	Yamaha YZF R1	306,1
14	76 L. BAZ	Yamaha YZF R1	306,1
15	36 L. MERCADO	Kawasaki ZX-10RR	306,1
16	28 M. REITERBERGER	BMW S1000 RR	305,2
17	13 T. TAKAHASHI	Honda CBR1000RR	304,4
18	23 R. KIYONARI	Honda CBR1000RR	301,8
19	81 J. TORRES	Kawasaki ZX-10RR	301,0

SEG. 1		SEG. 2		SEG. 3		SEG. 4				
1	7 C. DAVIES	31.831	1	22 A. LOWES	30.061	1	22 A. LOWES	18.847		
2	22 A. LOWES	31.878	2	1 J. REA	30.207	2	60 M. VAN DER MARK	18.853		
3	1 J. REA	31.882	3	76 L. BAZ	30.216	3	33 M. MELANDRI	20.144		
4	91 L. HASLAM	31.982	4	54 T. RAZGATLIOGLU	30.301	4	91 L. HASLAM	20.167		
5	50 E. LAVERTY	31.995	5	11 S. CORTESE	30.376	5	1 J. REA	20.172		
6	19 A. BAUTISTA	32.022	6	81 J. TORRES	30.379	6	81 J. TORRES	20.184		
7	60 M. VAN DER MARK	32.030	7	91 L. HASLAM	30.384	7	76 L. BAZ	20.185		
8	54 T. RAZGATLIOGLU	32.092	8	60 M. VAN DER MARK	30.407	8	50 E. LAVERTY	20.191		
9	33 M. MELANDRI	32.096	9	7 C. DAVIES	30.470	9	22 A. LOWES	20.234		
10	76 L. BAZ	32.120	10	50 E. LAVERTY	30.476	10	7 C. DAVIES	20.245		
11	21 M. RINALDI	32.205	11	33 M. MELANDRI	30.478	11	66 T. SYKES	20.257		
12	66 T. SYKES	32.229	12	66 T. SYKES	30.496	12	28 M. REITERBERGER	20.294		
13	81 J. TORRES	32.377	13	21 M. RINALDI	30.525	13	11 S. CORTESE	20.295		
14	36 L. MERCADO	32.378	14	36 L. MERCADO	30.583	14	36 L. MERCADO	20.317		
15	11 S. CORTESE	32.419	15	28 M. REITERBERGER	30.601	15	21 M. RINALDI	20.394		
16	28 M. REITERBERGER	32.444	16	19 A. BAUTISTA	30.773	16	19 A. BAUTISTA	20.427		
17	20 S. BARRIER	32.665	17	13 T. TAKAHASHI	30.887	17	13 T. TAKAHASHI	20.487		
18	13 T. TAKAHASHI	32.727	18	20 S. BARRIER	31.087	18	23 R. KIYONARI	20.726		
19	23 R. KIYONARI	32.886	19	23 R. KIYONARI	31.225	19	20 S. BARRIER	20.807		
								19	7 C. DAVIES	19.341

25/08/2019

These data/results cannot be reproduced, stored and/or transmitted in whole or in part by any manner of electronic, mechanical, photocopying, recording, broadcasting or otherwise now known or herein after developed without the previous express consent by the copyright owner, except for reproduction in daily press and regular printed publications on sale to the public within 60 days of the event related to those data/results and always provided that copyright symbol appears together as follows below.

© DORNA WSBK ORGANIZATION Srl 2019

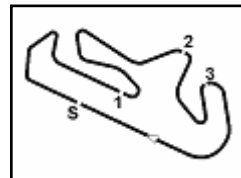
FICR PERUGIA TIMING



Official Tyre Supplier



Official Timekeeper



Portimao 4.592 m

DWO Official Test Portimao, 24-25 August 2019
Ideal Times Sunday 1st Session

No.	Rider	Nat	Bike	Seg. 1	Seg. 2	Seg. 3	Seg. 4	Ideal Time		
				Diff. 1	Diff. 2	Diff. 3	Diff. 4	Best Lap	Pos.	Diff.
1	22 A. LOWES	GBR	Yamaha YZF R1	31.878 +0.133	30.061	20.234	18.847	1'41.020 1'41.153	1	0.133
2	1 J. REA	GBR	Kawasaki ZX-10RR	31.882 +0.058	30.207	20.172	18.977 +0.075	1'41.238 1'41.371	2	0.133
3	54 T. RAZGATLIOGLU	TUR	Kawasaki ZX-10RR	32.092	30.301 +0.034	20.064	18.937	1'41.394 1'41.428	3	0.034
4	60 M. VAN DER MARK	NED	Yamaha YZF R1	32.030	30.407 +0.036	20.144 +0.019	18.853	1'41.434 1'41.489	4	0.055
5	76 L. BAZ	FRA	Yamaha YZF R1	32.120 +0.064	30.216	20.185	19.023 +0.110	1'41.544 1'41.718	5	0.174
6	91 L. HASLAM	GBR	Kawasaki ZX-10RR	31.982 +0.051	30.384 +0.025	20.167	19.016 +0.133	1'41.549 1'41.758	6	0.209
7	50 E. LAVERTY	IRL	Ducati Panigale V4 R	31.995	30.476	20.191 +0.142	19.185 +0.066	1'41.847 1'42.055	8	0.208
8	7 C. DAVIES	GBR	Ducati Panigale V4 R	31.831	30.470 +0.174	20.245 +0.090	19.341 +0.010	1'41.887 1'42.161	10	0.274
9	81 J. TORRES	ESP	Kawasaki ZX-10RR	32.377	30.379 +0.035	20.184	19.016 +0.273	1'41.956 1'42.264	13	0.308
10	11 S. CORTESE	GER	Yamaha YZF R1	32.419	30.376 +0.069	20.295	18.874 +0.002	1'41.964 1'42.035	7	0.071
11	33 M. MELANDRI	ITA	Yamaha YZF R1	32.096 +0.103	30.478	20.144	19.262 +0.129	1'41.980 1'42.212	12	0.232
12	21 M. RINALDI	ITA	Ducati Panigale V4 R	32.205	30.525	20.394 +0.043	18.957	1'42.081 1'42.124	9	0.043
13	66 T. SYKES	GBR	BMW S1000 RR	32.229 +0.080	30.496	20.257	19.110	1'42.092 1'42.172	11	0.080
14	28 M. REITERBERGER	GER	BMW S1000 RR	32.444 +0.052	30.601 +0.082	20.294	18.952 +0.032	1'42.291 1'42.457	14	0.166
15	19 A. BAUTISTA	ESP	Ducati Panigale V4 R	32.022	30.773 +0.164	20.427 +0.084	19.120 +0.044	1'42.342 1'42.634	15	0.292
16	36 L. MERCADO	ARG	Kawasaki ZX-10RR	32.378 +0.067	30.583	20.317 +0.047	19.320	1'42.598 1'42.712	16	0.114
17	13 T. TAKAHASHI	JPN	Honda CBR1000RR	32.727 +0.061	30.887	20.487 +0.040	19.281 +0.061	1'43.382 1'43.544	17	0.162
18	20 S. BARRIER	FRA	Ducati Panigale V4 R	32.665	31.087	20.807	19.283 +0.269	1'43.842 1'44.111	18	0.269
19	23 R. KIYONARI	JPN	Honda CBR1000RR	32.886 +0.116	31.225	20.726 +0.069	19.329 +0.123	1'44.166 1'44.474	19	0.308
Overall Ideal Time				31.831	30.061	20.064	18.847	1'40.803		

25/08/2019

These data/results cannot be reproduced, stored and/or transmitted in whole or in part by any manner of electronic, mechanical, photocopying, recording, broadcasting or otherwise now known or herein after developed without the previous express consent by the copyright owner, except for reproduction in daily press and regular printed publications on sale to the public within 60 days of the event related to those data/results and always provided that copyright symbol appears together as follows below.

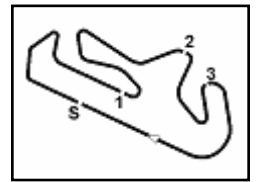
© DORNA WSBK ORGANIZATION Srl 2019

PIRELLI PERUGIA TIMING


Official Tyre Supplier



Official Timekeeper



DWO Official Test Portimao, 24-25 August 2019 Chronological Analysis Sunday 1st Session

Portimao 4.592 m

1 / 6

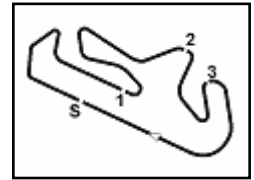
1° 22 A. LOWES (1'41.153)								25	31.923	30.345	20.227	19.072	1'41.567	307,0	10:52'57.551			
Lap	Seg.1	Seg.2	Seg.3	Seg.4	Lap Time	km/h	Local Time	26	33.766	31.742	20.996	19.408	1'45.912	312,3	10:54'43.463			
1		32.836	21.740	19.500			9:02'30.482	27	32.037	30.532	20.239	19.169	1'41.977	310,5	10:56'25.440			
2	32.592	30.700	20.445	19.043	1'42.780	301,8	9:04'13.262	28	34.624	30.683	20.437	19.194	1'44.938	308,7	10:58'10.378			
3	32.343	30.885	20.535	19.074	1'42.837	310,5	9:05'56.099	29	32.064	30.385	20.348	19.146	1'41.943	307,0	10:59'52.321			
4	32.231	30.704	20.529	19.086	1'42.550	309,6	9:07'38.649	30	32.028	30.430	20.280	19.142	1'41.880	310,5	11:01'34.201			
5	32.300	30.663	20.428	19.140	1'42.531	305,2	9:09'21.180	3° 54 T. RAZGATLIOGLU (1'41.428)										
6	33.219	34.137	24.838	27.186	1'59.380P	297,7	9:11'20.560	Lap	Seg.1	Seg.2	Seg.3	Seg.4	Lap Time	km/h	Local Time			
7	10'21.116	31.720	21.041	19.565	11'33.442P		9:22'54.002	1		32.233	20.730	19.370			9:02'41.848			
8	32.788	31.009	20.841	19.370	1'44.008	306,1	9:24'38.010	2	33.102	30.979	21.500	18.956	1'44.537	302,7	9:04'26.385			
9	35.322	33.671	23.873	25.270	1'58.136P	304,4	9:26'36.146	3	32.486	31.073	20.534	19.118	1'43.211	302,7	9:06'09.596			
10	10'20.089	31.627	20.901	19.452	11'32.069P		9:38'08.215	4	32.444	30.598	20.251	19.239	1'42.532	307,8	9:07'52.128			
11	32.618	31.077	20.924	19.238	1'43.857	306,1	9:39'52.072	5	32.306	30.592	20.201	19.274	1'42.373	300,2	9:09'34.501			
12	32.511	30.888	20.775	19.198	1'43.372	301,8	9:41'35.444	6	32.305	30.431	20.292	19.276	1'42.304	306,1	9:11'16.805			
13	37.250	35.421	22.990	25.201	2'00.862P	277,1	9:43'36.306	7	35.603	33.553	23.842	26.689	1'59.687P	303,5	9:13'16.492			
14	9'04.731	32.654	20.872	19.459	10'17.716P		9:53'54.022	8	34'17.651	33.953	21.163	19.172	35'32.439P		9:48'48.931			
15	32.245	30.423	20.330	19.012	1'42.010	301,8	9:55'36.032	9	34.480	37.075	22.682	23.594	1'57.831P	289,7	9:50'46.762			
16	32.068	30.372	20.484	19.034	1'41.958	307,8	9:57'17.990	10	12'38.604	30.936	20.858	19.298	13'49.696P		10:04'36.458			
17	32.242	30.606	20.675	18.970	1'42.493	303,5	9:59'00.483	11	32.335	30.472	20.165	19.190	1'42.162	301,0	10:06'18.620			
18	38.774	34.269	22.328	24.372	1'59.743P	288,2	10:01'00.226	12	32.178	30.301	20.121	19.163	1'41.763	304,4	10:08'00.383			
19	17'41.941	32.529	20.848	19.406	18'54.724P		10:19'54.950	13	32.199	30.339	20.136	19.179	1'41.853	304,4	10:09'42.236			
20	32.339	30.615	20.625	19.124	1'42.703	305,2	10:21'37.653	14	32.318	30.453	20.260	19.211	1'42.242	301,8	10:11'24.478			
21	32.424	30.710	20.594	19.094	1'42.822	307,0	10:23'20.475	15	35.647	32.370	21.160	22.445	1'51.622P	304,4	10:13'16.100			
22	32.276	30.587	20.612	19.063	1'42.538	304,4	10:25'03.013	16	14'13.013	31.538	20.567	19.436	15'24.554P		10:28'40.654			
23	36.136	33.670	23.195	25.686	1'58.687P	289,0	10:27'01.700	17	33.180	30.820	20.293	19.350	1'43.643	301,8	10:30'24.297			
24	7'40.245	33.837	21.649	19.507	8'55.238P		10:35'56.938	18	32.444	34.676	22.121	20.117	1'49.358	303,5	10:32'13.655			
25	31.878	30.326	20.382	18.899	1'41.485	306,1	10:37'38.423	19	32.337	34.233	23.441	24.068	1'54.079P	301,8	10:34'07.734			
26	31.897	30.210	20.407	19.030	1'41.544	311,4	10:39'19.967	20	7'57.563	33.874	23.980	19.350	9'14.767P		10:43'22.501			
27	35.494	32.121	23.387	24.782	1'55.784P	289,7	10:41'15.751	21	32.157	30.493	20.133	18.980	1'41.763	300,2	10:45'04.264			
28	4'03.006	32.197	21.438	19.446	5'16.087P		10:46'31.838	22	32.092	30.335	20.064	18.937	1'41.428	303,5	10:46'45.692			
29	32.011	30.061	20.234	18.847	1'41.153	306,1	10:48'12.991	23	34.535	33.238	22.333	22.126	1'52.232P	306,1	10:48'37.924			
30	36.100	32.745	22.210	24.154	1'55.209P	283,7	10:50'08.200	24	6'29.939	36.385	23.764	19.284	7'49.372P		10:56'27.296			
31	4'08.882	32.876	21.190	19.343	5'22.291P		10:55'30.491	25	32.491	30.585	20.371	19.131	1'42.578	306,1	10:58'09.874			
32	32.379	30.562	20.513	19.097	1'42.551	303,5	10:57'13.042	26	34.603	34.077	22.476	24.143	1'55.299P	299,3	11:00'05.173			
33	32.311	30.572	20.534	19.257	1'42.674	307,0	10:58'55.716	4° 60 M. VAN DER MARK (1'41.489)										
34	32.240	30.486	20.545	19.126	1'42.397	303,5	11:00'38.113	Lap	Seg.1	Seg.2	Seg.3	Seg.4	Lap Time	km/h	Local Time			
								1		31.531	22.385	19.291			9:02'09.474			
								2	32.566	30.698	20.247	18.991	1'42.502	296,9	9:03'51.976			
								3	32.456	30.666	20.318	18.992	1'42.432	302,7	9:05'34.408			
								4	32.271	30.732	20.348	19.001	1'42.352	306,1	9:07'16.760			
								5	32.355	30.643	20.427	18.944	1'42.369	304,4	9:08'59.129			
								6	32.248	30.497	20.286	19.010	1'42.041	306,1	9:10'41.170			
								7	32.238	30.625	20.293	19.061	1'42.217	304,4	9:12'23.387			
								8	35.345	32.735	21.047	23.567	1'52.694P	296,9	9:14'16.081			
								9	11'19.744	40.848	21.663	19.041	12'41.296P		9:26'57.377			
								10	32.320	30.592	20.144	18.857	1'41.913	301,8	9:28'39.290			
								11	32.095	30.407	20.344	18.997	1'41.843	307,0	9:30'21.133			
								12	35.045	31.790	21.599	24.181	1'52.615P	303,5	9:32'13.748			
								13	10'49.564	31.389	20.701	19.376	12'01.030P		9:44'14.778			
								14	32.414	30.963	20.388	19.082	1'42.847	304,4	9:45'57.625			
								15	32.361	30.921	20.437	19.091	1'42.810	306,1	9:47'40.435			
								16	32.390	30.933	20.434	19.254	1'43.011	305,2	9:49'23.446			
								17	32.435	31.018	20.566	19.250	1'43.269	304,4	9:51'06.715			
								18	35.496	34.492	21.723	23.993	1'55.704P	304,4	9:53'02.419			
								19	10'21.218	32.990	21.228	19.108	11'34.544P		10:04'36.963			
								20	32.331	30.660	20.329	18.941	1'42.261	301,8	10:06'19.224			
								21	32.201	30.593	20.314	18.985	1'42.093	308,7	10:08'01.317			
								22	32.137	30.586	20.221	18.965	1'41.909	307,8	10:09'43.226			
								23	32.216	30.713	20.320	18.926	1'42.175	307,0	10:11'25.401			
								24	34.836	31.754	20.995	23.627	1'51.212P	309,6	10:13'16.613			
								25	20'52.059	31.165	20.477	19.066	22'02.767P		10:35'19.380			

25/08/2019 P = Pits In/Out - C = Lap Time Cancelled

These data/results cannot be reproduced, stored and/or transmitted in whole or in part by any manner of electronic, mechanical, photocopying, recording, broadcasting or otherwise now known or herein after developed without the previous express consent by the copyright owner, except for reproduction in daily press and regular printed publications on sale to the public within 60 days of the event related to those data/results and always provided that copyright symbol appears together as follows below.

© DORNA WSBK ORGANIZATION Srl 2019





Portimao 4.592 m

DWO Official Test Portimao, 24-25 August 2019 Chronological Analysis Sunday 1st Session

2 / 6

26	32.307	17'00.290	23.328	19.111	18'15.036	305,2	10:53'34.416	10	32.495	30.592	20.392	19.262	1'42.741	301,8	9:38'43.477
27	32.030	30.443	20.163	18.853	1'41.489	311,4	10:55'15.905	11	32.212	34.904	21.487	19.564	1'48.167	305,2	9:40'31.644
28	32.167	30.528	20.285	18.929	1'41.909	310,5	10:56'57.814	12	32.533	30.733	20.426	19.238	1'42.930	301,0	9:42'14.574
29	35.957	33.069	21.289	24.177	1'54.492P	307,8	10:58'52.306	13	34.865	32.463	21.595	25.648	1'54.571P	302,7	9:44'09.145
								14	10'13.263	36.063	22.475	21.131	11'32.932P		9:55'42.077
								15	31.982	38.445	22.506	19.592	1'52.525	302,7	9:57'34.602
								16	32.020	30.516	20.251	19.016	1'41.803	301,0	9:59'16.405
								17	36.980	37.151	22.064	19.588	1'55.783	303,5	10:01'12.188
								18	32.172	32.914	21.760	19.475	1'46.321	301,0	10:02'58.509
								19	32.055	30.463	20.249	19.189	1'41.956	301,8	10:04'40.465
								20	34.672	33.854	21.502	25.979	1'56.007P	305,2	10:06'36.472
								21	10'41.097	32.517	22.128	19.547	11'55.289P		10:18'31.761
								22	35.130	33.031	21.380	19.536	1'49.077	304,4	10:20'20.838
								23	32.190	30.591	20.404	19.346	1'42.531	301,0	10:22'03.369
								24	38.823	32.447	21.695	19.538	1'52.503	307,0	10:23'55.872
								25	32.265	30.612	20.295	19.249	1'42.421	302,7	10:25'38.293
								26	36.111	32.621	21.593	27.101	1'57.426P	302,7	10:27'35.719
								27	20'47.391	31.203	20.981	19.328	21'58.903P		10:49'34.622
								28	32.265	30.384	20.278	19.020	1'41.947	304,4	10:51'16.569
								29	32.033	30.409	20.167	19.149	1'41.758	301,8	10:52'58.327
								30	34.027	31.057	20.893	19.488	1'45.465	307,8	10:54'43.792
								31	32.105	30.552	20.310	19.185	1'42.152	298,5	10:56'25.944
								32	34.973	31.432	21.325	26.724	1'54.454P	301,8	10:58'20.398
								33	1'24.527	33.918	22.650	20.887	2'41.982P		11:01'02.380

5° 76 L. BAZ (1'41.718)

Lap	Seg.1	Seg.2	Seg.3	Seg.4	Lap Time	km/h	Local Time
1		32.524	21.141	19.149			9:02'35.894
2	33.000	30.716	20.494	19.268	1'43.478	301,0	9:04'19.372
3	32.589	30.680	20.357	19.215	1'42.841	299,3	9:06'02.213
4	32.575	30.549	25.389	21.850	1'50.363	301,0	9:07'52.576
5	32.464	30.402	20.260	19.060	1'42.186	301,0	9:09'34.762
6	32.610	30.420	20.331	19.023	1'42.384	301,8	9:11'17.146
7	36.704	32.437	21.934	23.195	1'54.270P	305,2	9:13'11.416
8	8'39.205	32.077	21.116	19.414	9'51.812P		9:23'03.228
9	32.472	30.668	20.445	19.157	1'42.742	301,8	9:24'45.970
10	32.446	30.522	20.501	19.191	1'42.660	299,3	9:26'28.630
11	32.412	30.749	20.449	19.172	1'42.782	299,3	9:28'11.412
12	39.102	32.665	25.928	23.746	2'01.441P	294,5	9:30'12.853
13	5'53.214	31.623	21.765	19.506	7'06.108P		9:37'18.961
14	32.586	30.732	20.264	19.246	1'42.828	301,0	9:39'01.789
15	32.428	30.716	20.407	19.175	1'42.726	301,0	9:40'44.515
16	32.521	30.651	20.381	19.267	1'42.820	300,2	9:42'27.335
17	38.818	35.540	23.937	24.533	2'02.828P	299,3	9:44'30.163
18	9'53.336	35.967	21.975	19.269	11'10.547P		9:55'40.710
19	32.289	33.591	21.000	19.333	1'46.213	299,3	9:57'26.923
20	32.299	30.436	20.312	19.188	1'42.235	304,4	9:59'09.158
21	32.120	30.728	20.327	19.198	1'42.373	306,1	10:00'51.531
22	32.302	30.652	20.279	19.235	1'42.468	304,4	10:02'33.999
23	39.084	33.638	22.577	23.886	1'59.185P	301,0	10:04'33.184
24	8'02.105	33.404	21.145	19.303	9'15.957P		10:13'49.141
25	32.184	30.216	20.185	19.133	1'41.718	302,7	10:15'30.859
26	32.132	30.335	20.303	19.179	1'41.949	303,5	10:17'12.808
27	38.784	33.762	23.403	24.390	2'00.339P	303,5	10:19'13.147
28	7'18.621	31.610	20.690	19.418	8'30.339P		10:27'43.486
29	32.513	30.753	20.374	19.272	1'42.912	301,8	10:29'26.398
30	32.562	30.784	20.426	19.354	1'43.126	304,4	10:31'09.524
31	32.669	30.724	20.398	19.418	1'43.209	302,7	10:32'52.733
32	32.602	30.836	20.497	19.282	1'43.217	302,7	10:34'35.950
33	32.611	30.690	20.500	19.255	1'43.056	301,0	10:36'19.006
34	32.699	30.764	20.465	19.355	1'43.283	303,5	10:38'02.289
35	32.595	30.786	20.440	19.362	1'43.183	301,8	10:39'45.472
36	32.456	30.923	20.517	19.354	1'43.250	304,4	10:41'28.722
37	34.480	32.297	23.338	26.050	1'56.165P	301,8	10:43'24.887
38	4'45.534	31.648	21.309	19.550	5'58.041P		10:49'22.928
39	32.839	30.990	23.749	19.983	1'47.561	303,5	10:51'10.489
40	32.720	30.951	20.744	19.461	1'43.876	304,4	10:52'54.365
41	32.640	31.172	20.850	19.626	1'44.288	305,2	10:54'38.653
42	32.786	31.065	20.732	19.735	1'44.318	304,4	10:56'22.971
43	43.024	38.170	26.829	20.015	2'08.038	301,0	10:58'31.009
44	33.011	31.308	20.897	19.680	1'44.896	303,5	11:00'15.905

7° 11 S. CORTESE (1'42.035)

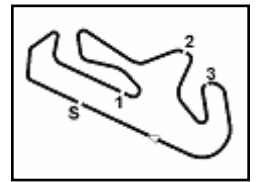
Lap	Seg.1	Seg.2	Seg.3	Seg.4	Lap Time	km/h	Local Time
1		36.922	21.273	19.427			9:02'42.438
2	33.035	31.020	20.452	18.958	1'43.465	289,7	9:04'25.903
3	32.843	31.015	20.383	19.067	1'43.308	301,0	9:06'09.211
4	33.382	30.893	20.457	19.052	1'43.784	295,3	9:07'52.995
5	32.484	30.563	20.318	19.069	1'42.434	287,4	9:09'35.429
6	32.510	30.666	20.445	19.019	1'42.640	291,3	9:11'18.069
7	36.417	34.174	23.629	23.488	1'57.708P	285,2	9:13'15.777
8	12'19.137	40.850	21.132	19.337	13'40.456P		9:26'56.233
9	32.733	30.931	20.322	18.990	1'42.976	301,0	9:28'39.209
10	32.736	30.751	20.353	19.026	1'42.866	282,2	9:30'22.075
11	34.590	32.982	21.761	23.892	1'53.225P	295,3	9:32'15.300
12	10'05.595	32.775	21.668	19.663	11'19.701P		9:43'35.001
13	33.027	30.996	20.514	19.235	1'43.772	293,7	9:45'18.773
14	32.928	30.946	20.433	19.203	1'43.510	301,8	9:47'02.283
15	33.253	34.349	22.002	23.612	1'53.162P	304,4	9:48'55.499
16	22'52.027	31.919	21.066	21.202	24'06.214P		10:13'01.713
17	27'47.171	32.394	21.300	19.764	29'00.629P		10:42'02.342
18	33.198	31.304	20.622	19.433	1'44.557	300,2	10:43'46.899
19	32.789	31.211	20.651	19.389	1'44.040	304,4	10:45'30.939
20	33.846	33.017	21.628	22.967	1'51.458P	289,0	10:47'22.397
21	3'21.816	32.633	20.765	19.273	4'34.487P		10:51'56.884
22	32.419	30.445	20.295	18.876	1'42.035	304,4	10:53'38.919
23	33.137	31.716	20.818	20.661	1'46.332P	310,5	10:55'25.251
24	1'48.719	33.040	21.494	19.318	3'02.571P		10:58'27.822
25	32.516	30.376	20.369	18.874	1'42.135	300,2	11:00'09.957

6° 91 L. HASLAM (1'41.758)

Lap	Seg.1	Seg.2	Seg.3	Seg.4	Lap Time	km/h	Local Time
1		31.204	22.582	19.635			9:02'08.980
2	32.237	30.658	20.357	19.180	1'42.432	295,3	9:03'51.412
3	32.373	30.615	21.467	19.322	1'43.777	303,5	9:05'35.189
4	32.291	30.553	20.302	19.093	1'42.239	303,5	9:07'17.428
5	32.287	30.492	20.409	19.127	1'42.315	301,8	9:08'59.743
6	32.146	30.448	20.349	19.573	1'42.516	301,0	9:10'42.259
7	32.243	34.655	21.928	26.723	1'55.549P	296,9	9:12'37.808
8	21'20.051	34.028	21.757	19.655	22'35.491P		9:35'13.299
9	32.377	33.592	21.866	19.602	1'47.437	302,7	9:37'00.736

8° 50 E. LAVERTY (1'42.055)

Lap	Seg.1	Seg.2	Seg.3	Seg.4	Lap Time	km/h	Local Time
1		32.530	21.343	19.621			9:08'16.559
2	32.769	30.760	20.622	19.423	1'43.574	297,7	9:10'00.133
3	32.593	30.889	20.685	19.378	1'43.545	296,9	9:11'43.678
4	32.824	30.809	20.575	19.400	1'43.608	295,3	9:13'27.286
5	35.434	32.336	21.516	24.884	1'54.170P	284,4	9:15'21.456
6	5'36.742	32.536	20.992	19.554	6'49.		



DWO Official Test Portimao, 24-25 August 2019 Chronological Analysis Sunday 1st Session

Portimao 4.592 m

3 / 6

9	36.714	32.320	21.345	23.685	1'54.064P	303,5	9:27'30.682	8	32.024	31.083	20.245	19.341	1'42.693	312,3	9:26'40.797
10	27'24.947	33.105	21.389	20.252	28'39.693P		9:56'10.375	9	31.892	30.470	20.396	19.426	1'42.184	315,0	9:28'22.981
11	32.368	30.592	20.410	19.388	1'42.758	306,1	9:57'53.133	10	31.831	30.644	20.335	19.351	1'42.161	315,9	9:30'05.142
12	32.241	30.586	20.396	19.234	1'42.457	304,4	9:59'35.590	11	36.230	34.425	22.599	19.948	1'53.202	315,9	9:31'58.344
13	34.781	31.957	21.132	24.228	1'52.098P	299,3	10:01'27.688	12	31.979	30.632	20.327	19.404	1'42.342	313,2	9:33'40.686
14	4'46.145	32.390	21.370	19.559	5'59.464P		10:07'27.152	13	35.102	34.296	21.661	19.585	1'50.644	311,4	9:35'31.330
15	32.156	30.521	20.191	19.346	1'42.214	307,8	10:09'09.366	14	32.763	33.833	22.233	23.797	1'52.626P	314,1	9:37'23.956
16	31.995	30.476	20.333	19.251	1'42.055	309,6	10:10'51.421	15	13'44.544	32.590	20.880	19.572	14'57.586P		9:52'21.542
17	36.205	32.718	21.310	24.572	1'54.805P	297,7	10:12'46.226	16	31.989	31.564	21.032	19.537	1'44.122	312,3	9:54'05.664
18	17'36.418	32.618	21.298	19.519	18'49.853P		10:31'36.079	17	32.043	30.599	20.317	19.498	1'42.457	310,5	9:55'48.121
19	32.510	30.787	20.509	19.432	1'43.238	304,4	10:33'19.317	18	32.150	30.750	20.558	19.392	1'42.850	315,9	9:57'30.971
20	32.464	30.827	20.514	19.229	1'43.034	304,4	10:35'02.351	19	32.044	30.611	25.485	21.194	1'49.334	313,2	9:59'20.305
21	32.379	30.826	20.430	19.342	1'42.977	303,5	10:36'45.328	20	35.733	31.913	21.822	24.504	1'53.972P	317,8	10:01'14.277
22	36.238	33.051	21.552	25.705	1'56.546P	279,3	10:38'41.874	21	18'11.467	32.296	21.112	19.686	19'24.561P		10:20'38.838
23	12'06.442	31.649	20.890	19.436	13'18.417P		10:52'00.291	22	32.051	30.491	20.436	19.437	1'42.415	315,0	10:22'21.253
24	32.404	30.566	20.447	19.353	1'42.770	310,5	10:53'43.061	23	32.065	30.546	20.843	19.410	1'42.864	317,8	10:24'04.117
25	32.202	32.045	21.019	23.905	1'49.171P	309,6	10:55'32.232	24	35.567	33.316	21.738	20.226	1'50.847	316,8	10:25'54.964
26	2'55.233	31.565	20.649	19.442	4'06.889P		10:59'39.121	25	32.036	30.799	20.488	19.402	1'42.725	314,1	10:27'37.689
27	32.134	30.513	20.374	19.185	1'42.206	306,1	11:01'21.327	26	31.948	30.680	20.437	19.439	1'42.504	315,0	10:29'20.193
								27	36.176	35.594	22.205	25.030	1'59.005P	300,2	10:31'19.198
								28	11'09.421	32.346	21.142	19.687	12'22.596P		10:43'41.794
								29	32.329	30.910	20.637	19.534	1'43.410	315,0	10:45'25.204
								30	35.267	31.836	21.053	19.715	1'47.871	314,1	10:47'13.075
								31	32.507	30.878	20.540	19.432	1'43.357	315,0	10:48'56.432
								32	33.991	33.787	21.931	24.497	1'54.206P	315,0	10:50'50.638
								33	5'32.457	31.803	21.688	19.691	6'45.639P		10:57'36.277
								34	31.913	37.545	22.690	20.065	1'52.213	315,0	10:59'28.490
								35	32.020	30.855	20.425	19.363	1'42.663	315,9	11:01'11.153

9° 21 M. RINALDI (1'42.124)

Lap	Seg.1	Seg.2	Seg.3	Seg.4	Lap Time	km/h	Local Time
1		32.689	22.337	19.639			9:06'40.672
2	33.208	31.139	20.710	19.491	1'44.548	292,1	9:08'24.024
3	32.593	30.807	20.526	19.595	1'43.521	299,3	9:10'08.143
4	32.915	30.739	20.513	19.260	1'43.427	296,9	9:11'51.570
5	32.435	30.659	20.394	19.234	1'42.722	297,7	9:13'34.292
6	36.603	33.631	21.703	24.962	1'56.899P	278,6	9:15'31.191
7	12'45.387	31.879	21.253	19.528	13'58.047P		9:29'29.238
8	32.438	30.730	20.599	19.298	1'43.065	302,7	9:31'12.303
9	32.479	30.729	20.597	19.245	1'43.050	303,5	9:32'55.353
10	32.638	30.831	20.527	19.385	1'43.381	302,7	9:34'38.734
11	38.910	34.995	23.411	24.601	2'01.917P	247,4	9:36'40.651
12	12'57.198	32.305	20.990	19.510	14'10.003P		9:50'50.654
13	32.508	30.924	20.523	19.475	1'43.430	307,8	9:52'34.084
14	32.421	30.905	20.640	19.254	1'43.220	303,5	9:54'17.304
15	35.890	33.765	21.956	24.364	1'55.975P	277,8	9:56'13.279
16	7'46.955	31.677	21.498	19.391	8'59.521P		10:05'12.800
17	32.504	30.920	20.525	19.185	1'43.134	306,1	10:06'55.934
18	32.454	30.709	20.453	19.237	1'42.853	301,8	10:08'38.787
19	32.525	30.693	20.688	19.345	1'43.251	298,5	10:10'22.038
20	39.370	40.400	23.560	26.270	2'09.600P	252,0	10:12'31.638
21	23'53.181	33.674	22.151	19.588	25'08.594P		10:37'40.232
22	33.031	32.745	21.063	19.605	1'46.444	292,9	10:39'26.676
23	32.573	30.906	20.684	19.265	1'43.428	302,7	10:41'10.104
24	32.562	30.792	20.606	19.124	1'43.084	300,2	10:42'53.188
25	39.080	34.646	23.155	25.207	2'02.088P	289,7	10:44'55.276
26	6'13.559	32.140	21.020	19.631	7'26.350P		10:52'21.626
27	40.395	34.940	21.263	19.574	1'56.172	312,3	10:54'17.798
28	32.248	30.676	20.440	19.188	1'42.552	297,7	10:56'00.350
29	32.386	30.570	20.470	19.067	1'42.493	300,2	10:57'42.843
30	32.278	30.677	20.484	19.100	1'42.539	300,2	10:59'25.382
31	32.205	30.525	20.437	18.957	1'42.124	301,8	11:01'07.506

11° 66 T. SYKES (1'42.172)

Lap	Seg.1	Seg.2	Seg.3	Seg.4	Lap Time	km/h	Local Time
1		37.405	28.554	28.767			9:06'49.986
2	50'59.451	34.293	21.204	19.554	52'14.502P		9:59'04.488
3	32.939	40.270	27.533	19.573	2'00.315	296,1	10:01'04.803
4	32.651	30.895	20.400	19.194	1'43.140	300,2	10:02'47.943
5	32.531	30.651	33.033	19.601	1'55.816	301,8	10:04'43.759
6	32.513	30.811	20.552	19.257	1'43.133	304,4	10:06'26.892
7	32.400	31.021	20.497	19.219	1'43.137	302,7	10:08'10.029
8	34.507	32.382	25.170	19.712	1'51.771	282,2	10:10'01.800
9	32.653	31.610	21.199	19.513	1'44.975	304,4	10:11'46.775
10	32.443	30.704	20.431	19.235	1'42.813	306,1	10:13'29.588
11	34.192	32.515	21.550	23.442	1'51.699P	293,7	10:15'21.287
12	26'00.404	32.234	32.291	19.967	27'24.896P		10:42'46.183
13	32.898	31.036	20.437	22.050	1'46.421	306,1	10:44'32.604
14	32.621	30.641	20.421	19.288	1'42.971	306,1	10:46'15.575
15	33.879	32.151	21.393	23.680	1'51.103P	303,5	10:48'06.678
16	4'43.579	31.403	20.665	19.311	5'54.958P		10:54'01.636
17	32.309	30.496	20.257	19.110	1'42.172	306,1	10:55'43.808
18	34.859	31.482	21.387	19.438	1'47.166	306,1	10:57'30.974
19	32.229	30.890	21.926	22.101	1'47.146	307,0	10:59'18.120
20	32.384	33.652	24.571	28.747	1'59.354P	304,4	11:01'17.474

12° 33 M. MELANDRI (1'42.212)

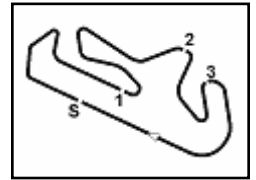
Lap	Seg.1	Seg.2	Seg.3	Seg.4	Lap Time	km/h	Local Time
1		33.936	21.864	19.943			9:03'14.424
2	33.976	31.778	21.281	19.791	1'46.826	286,7	9:05'01.250
3	33.036	30.928	21.445	19.875	1'45.284	298,5	9:06'46.534
4	32.728	31.006	20.554	19.386	1'43.674	299,3	9:08'30.208
5	34.131	32.733	21.935	23.514	1'52.313P	297,7	9:10'22.521
6	8'21.665	32.410	20.936	19.682	9'34.693P		9:19'57.214
7	32.734	30.745	20.231	19.305	1'43.015	298,5	9:21'40.229
8	34.160	33.163	20.541	19.421	1'47.285	301,0	9:23'27.514
9	32.435	30.648	20.313	19.262	1'42.658	306,1	9:25'10.172

25/08/2019 P = Pits In/Out - C = Lap Time Cancelled

These data/results cannot be reproduced, stored and/or transmitted in whole or in part by any manner of electronic, mechanical, photocopying, recording, broadcasting or otherwise now known or herein after developed without the previous express consent by the copyright owner, except for reproduction in daily press and regular printed publications on sale to the public within 60 days of the event related to those data/results and always provided that copyright symbol appears together as follows below.

© DORNA WSBK ORGANIZATION Srl 2019





DWO Official Test Portimao, 24-25 August 2019 Chronological Analysis Sunday 1st Session

Portimao 4.592 m

4 / 6

10	32.194	39.065	21.811	19.565	1'52.635	305,2	9:27'02.807	36	1'38.457	33.223	22.744	19.491	2'53.915P	10:58'48.716	
11	32.687	30.724	20.289	19.461	1'43.161	301,8	9:28'45.968	37	32.429	30.379	20.585	19.293	1'42.686	297,7	11:00'31.402
12	37.965	36.034	22.076	24.759	2'00.834P	302,7	9:30'46.802	14° 28 M. REITERBERGER (1'42.457)							
13	9'12.170	33.096	21.100	20.403	10'26.769P		9:41'13.571	Lap	Seg.1	Seg.2	Seg.3	Seg.4	Lap Time	km/h	Local Time
14	33.105	31.504	20.596	19.659	1'44.864	297,7	9:42'58.435	1		32.201	20.728	19.206			9:03'54.694
15	32.746	31.154	20.555	19.518	1'43.973	304,4	9:44'42.408	2	32.739	32.567	20.750	19.143	1'45.199	296,9	9:05'39.893
16	35.359	32.780	21.795	24.049	1'53.983P	293,7	9:46'36.391	3	32.444	30.927	20.339	18.987	1'42.697	302,7	9:07'22.590
17	11'59.816	33.190	21.191	20.439	13'14.636P		9:59'51.027	4	32.521	30.813	20.364	19.029	1'42.727	301,0	9:09'05.317
18	33.485	31.748	20.642	19.677	1'45.552	297,7	10:01'36.579	5	32.496	30.683	20.294	18.984	1'42.457	302,7	9:10'47.774
19	33.015	31.065	20.642	19.504	1'44.226	300,2	10:03'20.805	6	32.698	35.021	25.427	19.665	1'52.811	296,9	9:12'40.585
20	32.450	31.278	20.402	19.450	1'43.580	302,7	10:05'04.385	7	32.577	30.658	20.465	18.952	1'42.652	301,0	9:14'23.237
21	41.717	32.080	20.981	19.790	1'54.568	301,0	10:06'58.953	8	32.471	30.628	20.404	18.957	1'42.460	301,0	9:16'05.697
22	32.613	30.751	20.435	19.395	1'43.194	301,0	10:08'42.147	9	35.745	34.470	22.348	24.414	1'56.977P	290,5	9:18'02.674
23	32.458	30.823	20.541	19.396	1'43.218	300,2	10:10'25.365	10	9'28.662	32.434	24.583	19.382	10'45.061P		9:28'47.735
24	39.130	33.075	22.158	22.782	1'57.145P	305,2	10:12'22.510	11	32.965	31.214	20.590	19.237	1'44.006	300,2	9:30'31.741
25	12'45.791	32.283	20.760	19.635	13'58.469P		10:26'20.979	12	32.701	30.643	20.496	19.488	1'43.328	302,7	9:32'10.069
26	32.455	30.794	20.256	19.351	1'42.856	299,3	10:28'03.835	13	32.505	30.777	20.632	19.220	1'43.134	303,5	9:33'58.203
27	32.395	30.751	20.398	19.395	1'42.939	305,2	10:29'46.774	14	32.518	30.803	20.556	19.158	1'43.035	303,5	9:35'41.238
28	32.477	30.684	20.473	27.257	1'50.891	298,5	10:31'37.665	15	37.504	34.087	22.050	24.249	1'57.890P	290,5	9:37'39.128
29	32.410	30.648	20.339	19.309	1'42.706	303,5	10:33'20.371	16	21'59.429	32.154	27.803	19.660	23'19.046P		10:00'58.174
30	32.096	37.414	22.071	22.994	1'54.575P	301,8	10:35'14.946	17	33.440	31.411	20.856	19.395	1'45.102	298,5	10:02'43.276
31	6'11.163	32.444	21.492	19.896	7'24.995P		10:42'39.941	18	32.765	31.189	20.632	19.317	1'43.903	299,3	10:04'27.179
32	32.645	33.367	21.915	23.012	1'50.939P	301,0	10:44'30.880	19	32.775	30.855	20.731	19.407	1'43.768	301,8	10:06'10.947
33	6'48.239	32.308	20.919	19.689	8'01.155P		10:52'32.035	20	41.218	31.130	21.523	25.734	1'59.605P	301,8	10:08'10.552
34	32.199	30.478	20.144	19.391	1'42.212	305,2	10:54'14.247	21	17'59.332	32.951	21.837	19.536	19'13.656P		10:27'24.208
35	32.426	39.274	25.522	22.964	2'00.186P	301,0	10:56'14.433	22	33.237	30.897	20.475	19.065	1'43.674	301,0	10:29'07.882

13° 81 J. TORRES (1'42.264)

Lap	Seg.1	Seg.2	Seg.3	Seg.4	Lap Time	km/h	Local Time
1		32.233	21.636	19.665			9:04'04.783
2	33.671	31.221	20.783	19.314	1'44.989	264,9	9:05'49.772
3	37.025	33.049	20.397	19.424	1'49.895	283,7	9:07'39.667
4	35.300	31.041	20.512	19.413	1'46.266	294,5	9:09'25.933
5	32.803	30.694	20.356	19.401	1'43.254	291,3	9:11'09.187
6	32.921	44.961	21.914	19.491	1'59.287	296,9	9:13'08.474
7	32.805	30.856	20.406	19.329	1'43.396	294,5	9:14'51.870
8	32.813	30.719	20.284	19.336	1'43.152	294,5	9:16'35.022
9	32.746	31.247	22.656	23.739	1'50.388P	298,5	9:18'25.410
10	13'48.458	31.773	21.083	19.652	15'00.966P		9:33'26.376
11	33.008	31.418	20.572	19.496	1'44.494	296,9	9:35'10.870
12	33.328	35.347	22.118	19.469	1'50.262	296,1	9:37'01.132
13	32.741	30.707	20.314	19.179	1'42.941	291,3	9:38'44.073
14	32.529	30.827	20.374	19.242	1'42.972	298,5	9:40'27.045
15	32.742	30.766	20.461	19.586	1'43.555	301,0	9:42'10.600
16	34.682	31.080	21.441	24.013	1'51.216P	291,3	9:44'01.816
17	21'45.571	32.499	21.001	19.438	22'58.509P		10:07'00.325
18	32.638	30.586	20.351	19.016	1'42.591	284,4	10:08'42.916
19	32.414	30.488	20.333	19.273	1'42.508	294,5	10:10'25.424
20	32.672	30.487	20.295	19.219	1'42.673	291,3	10:12'08.097
21	32.605	30.382	20.268	19.322	1'42.577	296,9	10:13'50.674
22	32.377	30.414	20.184	19.289	1'42.264	298,5	10:15'32.938
23	32.450	30.439	20.273	19.246	1'42.408	298,5	10:17'15.346
24	33.646	32.164	21.626	26.020	1'53.456P	300,2	10:19'08.802
25	14'08.098	31.686	21.201	19.444	15'20.429P		10:34'29.231
26	32.620	30.583	20.349	19.181	1'42.733	297,7	10:36'11.964
27	32.560	30.562	20.299	19.320	1'42.741	301,0	10:37'54.705
28	32.698	31.135	22.870	19.377	1'46.080	295,3	10:39'40.785
29	32.591	30.511	20.328	19.195	1'42.625	296,9	10:41'23.410
30	32.468	30.732	20.449	19.207	1'42.856	299,3	10:43'06.266
31	33.197	31.710	21.330	23.450	1'49.687P	295,3	10:44'55.953
32	4'29.461	34.471	21.512	19.733	5'45.177P		10:50'41.130
33	33.173	31.429	20.646	19.443	1'44.691	292,9	10:52'25.821
34	32.549	30.642	20.328	19.420	1'42.939	296,1	10:54'08.760
35	33.240	31.007	20.966	20.828	1'46.041P	299,3	10:55'54.801

15° 19 A. BAUTISTA (1'42.634)

Lap	Seg.1	Seg.2	Seg.3	Seg.4	Lap Time	km/h	Local Time
1		31.894	21.051	19.350			9:07'59.728
2	32.325	30.872	20.477	19.120	1'42.794	300,2	9:09'42.522
3	32.409	30.873	20.737	19.270	1'43.289	302,7	9:11'25.811
4	32.068	33.508	20.728	19.232	1'45.536	305,2	9:13'11.347
5	32.221	30.820	20.427	19.191	1'42.659	306,1	9:14'54.006
6	35.164	33.004	21.763	24.910	1'54.841P	299,3	9:16'48.847
7	7'56.193	31.614	20.783	19.265	9'07.855P		9:25'56.702
8	32.022	30.937	20.511	19.164	1'42.634	307,8	9:27'39.336
9	32.243	30.773	20.479	19.189	1'42.684	307,8	9:29'22.020
10	34.158	32.797	23.300	24.561	1'54.816P	304,4	9:31'16.836
11	13'15.934	31.991	20.778	19.379	14'28.082P		9:45'44.918
12	32.461	31.059	20.438	19.261	1'43.219	301,8	9:47'28.137
13	32.426	30.926	20.542	19.348	1'43.242	305,2	9:49'11.379
14	35.308	33.874	22.424	23.258	1'54.864P	287,4	9:51'06.243
15	25'41.315	31.763	20.787	19.304	26'53.169P		10:17'59.412
16	32.736	31.032	20.429	19.332	1'43.529	314,1	10:19'42.941
17	32.377	30.996	20.502	19.357	1'43.232	306,1	10:21'26.173
18	32.440	31.579	22.279	24.888	1'51.186P	305,2	10:23'17.359

16° 36 L. MERCADO (1'42.712)

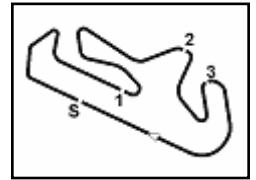
Lap	Seg.1	Seg.2	Seg.3	Seg.4	Lap Time	km/h	Local Time
-----	-------	-------	-------	-------	----------	------	------------

25/08/2019 P = Pits In/Out - C = Lap Time Cancelled

These data/results cannot be reproduced, stored and/or transmitted in whole or in part by any manner of electronic, mechanical, photocopying, recording, broadcasting or otherwise now known or herein after developed without the previous express consent by the copyright owner, except for reproduction in daily press and regular printed publications on sale to the public within 60 days of the event related to those data/results and always provided that copyright symbol appears together as follows below.

© DORNA WSBK ORGANIZATION Srl 2019





DWO Official Test Portimao, 24-25 August 2019 Chronological Analysis Sunday 1st Session

Portimao 4.592 m

5 / 6

18° 20 S. BARRIER (1'44.111)										
Lap	Seg.1	Seg.2	Seg.3	Seg.4	Lap Time	km/h	Local Time			
1		32.985	22.024	23.609			9:04'06.130			
2	4'59.447	39.776	21.782	19.567	6'20.572P		9:10'26.702			
3	33.443	31.432	21.075	19.740	1'45.690	297,7	9:12'12.392			
4	33.299	31.471	21.570	19.596	1'45.936	300,2	9:13'58.328			
5	33.058	31.367	21.178	19.495	1'45.098	296,9	9:15'43.426			
6	33.609	33.158	22.287	24.039	1'53.093P	300,2	9:17'36.519			
7	1'29.706	31.836	21.392	19.659	2'42.593P		9:20'19.112			
8	33.013	31.397	21.167	19.559	1'45.136	303,5	9:22'04.248			
9	33.016	32.605	21.096	19.772	1'46.489	302,7	9:23'50.737			
10	33.152	31.739	21.270	19.809	1'45.970	302,7	9:25'36.707			
11	35.472	34.063	23.576	23.892	1'57.003P	283,7	9:27'33.710			
12	20'56.676	32.747	21.854	19.474	22'10.751P		9:49'44.461			
13	33.401	31.326	21.352	19.508	1'45.587	289,0	9:51'30.048			
14	32.843	31.233	21.194	19.774	1'45.044	303,5	9:53'15.092			
15	33.858	36.253	21.289	23.885	1'55.285P	306,1	9:55'10.377			
16	22'10.268	31.473	21.020	19.283	23'22.044P		10:18'32.421			
17	33.247	34.365	21.686	19.345	1'48.643	299,3	10:20'21.064			
18	32.665	31.087	20.807	19.552	1'44.111	289,0	10:22'05.175			
19	35.164	31.778	23.731	20.258	1'50.931	309,6	10:23'56.106			
20	33.029	33.451	22.209	23.659	1'52.348P	285,9	10:25'48.454			
21	15'33.021	31.986	26.152	20.410	16'51.569P		10:42'40.023			
22	33.173	32.994	24.089	22.867	1'53.123	283,7	10:44'33.146			
23	32.958	31.493	26.418	19.801	1'50.670	301,8	10:46'23.816			
24	33.241	32.722	23.997	19.962	1'49.922	304,4	10:48'13.738			
25	34.471	31.596	21.594	22.839	1'50.500P	287,4	10:50'04.238			
26	5'37.620	33.202	22.661	20.760	6'54.243P		10:56'58.481			
27	32.963	32.071	25.354	20.151	1'50.539	295,3	10:58'49.020			
28	32.844	31.530	24.612	20.686	1'49.672	288,2	11:00'38.692			

17° 13 T. TAKAHASHI (1'43.544)

Lap	Seg.1	Seg.2	Seg.3	Seg.4	Lap Time	km/h	Local Time			
1		34.125	21.838	19.838			9:04'47.054			
2	34.295	32.633	21.371	19.611	1'47.910	285,9	9:06'34.964			
3	33.428	31.524	21.726	19.555	1'46.233	289,0	9:08'21.197			
4	33.119	31.809	21.008	19.747	1'45.683	293,7	9:10'06.880			
5	34.831	31.835	20.944	19.557	1'47.167	285,9	9:11'54.047			
6	33.174	31.494	20.843	19.485	1'44.996	292,9	9:13'39.043			
7	34.585	33.002	21.826	25.255	1'54.668P	284,4	9:15'33.711			
8	22'06.575	32.725	21.178	19.641	23'20.119P		9:38'53.830			
9	33.118	31.602	21.044	19.333	1'45.097	295,3	9:40'38.927			
10	32.980	31.390	20.669	19.281	1'44.320	296,9	9:42'23.247			
11	32.808	31.256	20.598	19.329	1'43.991	301,8	9:44'07.238			
12	33.002	31.899	21.589	19.462	1'45.952	300,2	9:45'53.190			
13	32.727	32.834	21.478	21.062	1'48.101	299,3	9:47'41.291			
14	32.850	31.349	20.685	24.061	1'48.945P	301,0	9:49'30.236			
15	16'35.540	32.358	21.238	19.778	17'48.914P		10:07'19.150			
16	33.045	31.871	20.963	19.492	1'45.371	301,8	10:09'04.521			
17	33.251	32.055	22.231	20.384	1'47.921	295,3	10:10'52.442			
18	33.178	31.371	20.801	19.452	1'44.802	286,7	10:12'37.244			
19	32.872	31.345	20.815	19.419	1'44.451	301,8	10:14'21.695			
20	32.940	31.310	20.908	19.716	1'44.874	301,0	10:16'06.569			
21	34.391	33.169	21.465	23.849	1'52.874P	291,3	10:17'59.443			
22	7'42.115	32.541	21.226	19.568	8'55.450P		10:26'54.893			
23	33.063	31.319	20.576	19.320	1'44.278	298,5	10:28'39.171			
24	35.042	31.105	20.556	19.358	1'46.061	300,2	10:30'25.232			
25	32.794	31.013	20.530	19.337	1'43.674	292,9	10:32'08.906			
26	32.788	30.887	20.527	19.342	1'43.544	303,5	10:33'52.450			
27	33.788	32.112	21.517	22.968	1'50.385P	290,5	10:35'42.835			
28	9'38.134	32.275	21.114	19.419	10'50.942P		10:46'33.777			
29	33.119	31.146	20.487	19.314	1'44.066	297,7	10:48'17.843			
30	35.064	31.744	21.180	19.532	1'47.520	304,4	10:50'05.363			

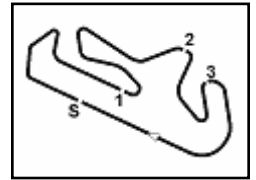
19° 23 R. KIYONARI (1'44.474)

Lap	Seg.1	Seg.2	Seg.3	Seg.4	Lap Time	km/h	Local Time			
1		32.611	21.581	19.645			9:04'04.357			
2	33.490	31.604	20.757	19.329	1'45.180	285,2	9:05'49.537			
3	33.785	31.645	20.811	19.464	1'45.705	296,1	9:07'35.242			
4	33.002	31.225	20.795	19.452	1'44.474	293,7	9:09'19.716			
5	32.921	31.363	20.805	19.419	1'44.508	293,7	9:11'04.224			
6	33.043	31.671	20.829	19.489	1'45.032	290,5	9:12'49.256			
7	35.300	33.615	21.781	28.211	1'58.907P	284,4	9:14'48.163			
8	12'59.766	32.350	21.264	19.657	14'13.037P		9:29'01.200			
9	33.206	31.490	20.876	19.489	1'45.061	296,9	9:30'46.261			
10	33.584	33.097	21.270	19.476	1'47.427	287,4	9:32'33.688			
11	33.058	31.454	20.820	19.464	1'44.796	294,5	9:34'18.484			
12	32.886	31.486	20.819	19.376	1'44.567	295,3	9:36'03.051			
13	32.967	31.382	20.792	19.356	1'44.497	296,9	9:37'47.548			
14	32.899	38.113	21.874	28.638	2'01.524P	296,1	9:39'49.072			
15	14'42.374	32.515	21.465	19.606	15'55.960P		9:55'45.032			
16	33.332	31.888	20.969	19.584	1'45.773	293,7	9:57'30.805			
17	33.070	31.464	20.739	19.540	1'44.813	295,3	9:59'15.618			
18	33.044	31.518	20.765	19.352	1'44.679	292,9	10:01'00.297			
19	33.145	31.333	20.726	19.568	1'44.772	296,9	10:02'45.069			
20	41.265	32.882	23.938	27.888	2'05.973P	292,9	10:04'51.042			
21	12'20.195	32.678	21.564	19.894	13'34.331P		10:18'25.373			
22	33.639	31.841	21.009	19.622	1'46.111	301,8	10:20'11.484			
23	33.196	32.078	22.059	28.343	1'55.676P	296,1	10:22'07.160			
24	11'31.331	32.482	21.576	19.605	12'44.994P		10:34'52.154			
25	34.102	35.471	21.052	19.561	1'50.186	295,3	10:36'42.340			

25/08/2019 P = Pits In/Out - C = Lap Time Cancelled

These data/results cannot be reproduced, stored and/or transmitted in whole or in part by any manner of electronic, mechanical, photocopying, recording, broadcasting or otherwise now known or herein after developed without the previous express consent by the copyright owner, except for reproduction in daily press and regular printed publications on sale to the public within 60 days of the event related to those data/results and always provided that copyright symbol appears together as follows below.

© DORNA WSBK ORGANIZATION Srl 2019



Portimao 4.592 m

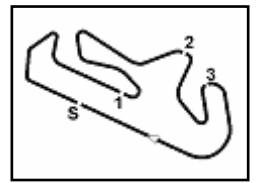
26	33.229	31.407	20.940	19.539	1'45.115	292,1	10:38'27.455
27	33.419	31.676	20.886	19.656	1'45.637	297,7	10:40'13.092
28	37.166	33.286	22.851	28.122	2'01.425P	286,7	10:42'14.517

25/08/2019 P = Pits In/Out - C = Lap Time Cancelled

These data/results cannot be reproduced, stored and/or transmitted in whole or in part by any manner of electronic, mechanical, photocopying, recording, broadcasting or otherwise now known or herein after developed without the previous express consent by the copyright owner, except for reproduction in daily press and regular printed publications on sale to the public within 60 days of the event related to those data/results and always provided that copyright symbol appears together as follows below.

© DORNA WSBK ORGANIZATION Srl 2019





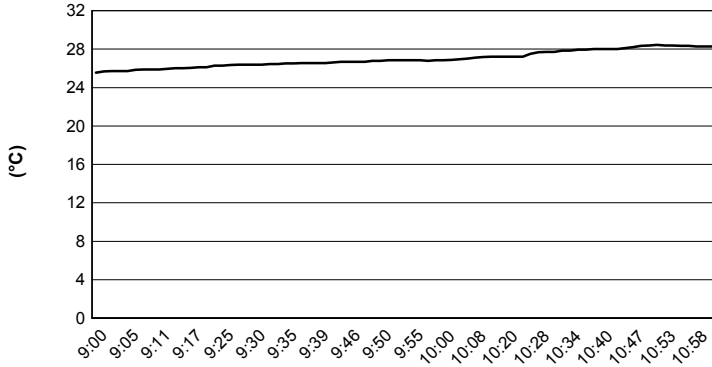
Portimao 4.592 m

DWO Official Test Portimao, 24-25 August 2019

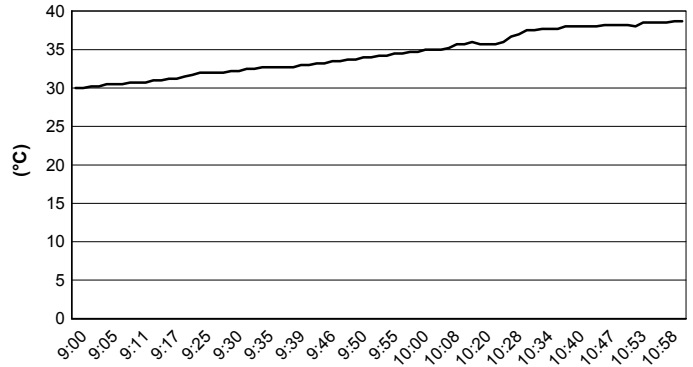
Weather Report Sunday 1st Session

Session started 09:00 - Session ended 11:01

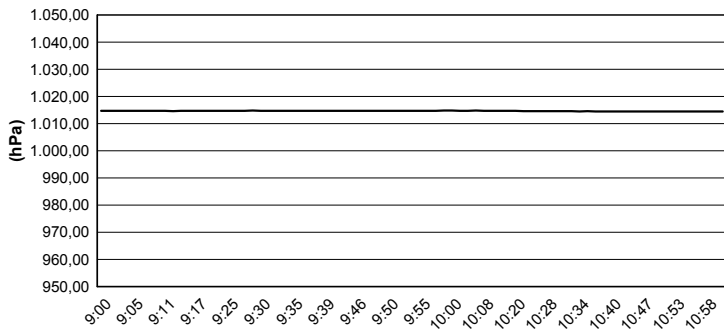
Air Temperature



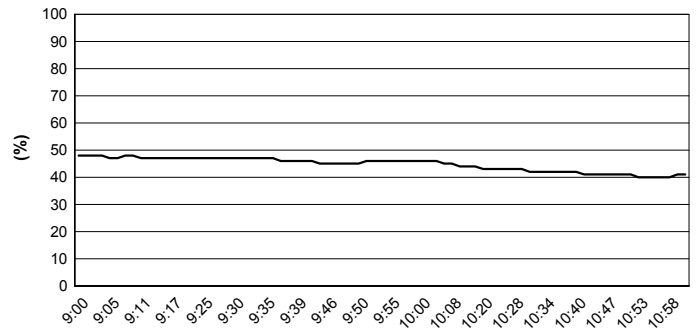
Track Temperature



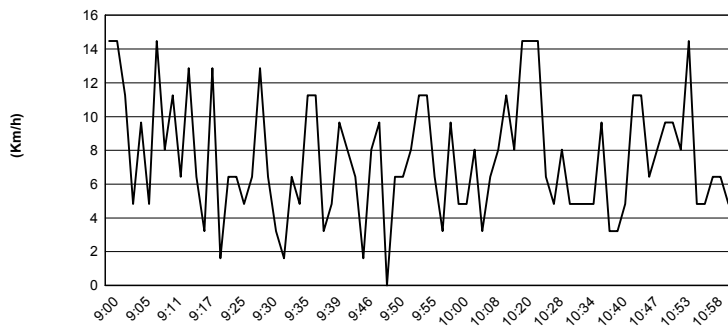
Air Pressure



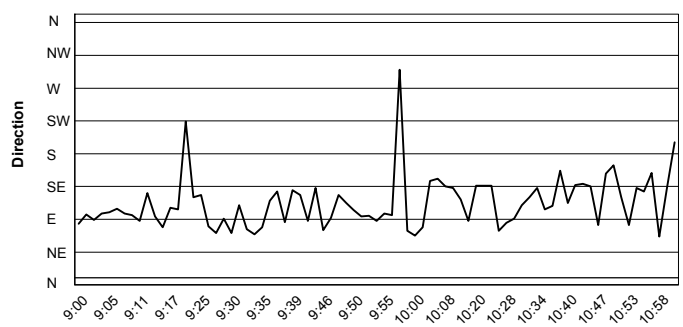
Humidity



Wind Speed



Wind Direction



25/08/2019

These data/results cannot be reproduced, stored and/or transmitted in whole or in part by any manner of electronic, mechanical, photocopying, recording, broadcasting or otherwise now known or herein after developed without the previous express consent by the copyright owner, except for reproduction in daily press and regular printed publications on sale to the public within 60 days of the event related to those data/results and always provided that copyright symbol appears together as follows below.

© DORNA WSBK ORGANIZATION Srl 2019