

Portimao 4.592 m

DWO Official Test Portimao, 24-25 August 2019

Saturday - Sunday

No.	Rider	Nat	Team	Bike	Class	FP 1	FP 2	FP 3	FP 4	Time	Gap	Rel.	Laps
1	22 A. LOWES	GBR	Pata Yamaha WorldSBK Team	Yamaha YZF R1		1'42.449	1'42.828	1'41.153	1'42.654	1'41.153			113
2	1 J. REA	GBR	Kawasaki Racing Team WorldSBK	Kawasaki ZX-10RR		1'42.056	1'42.218	1'41.371	1'41.945	1'41.371	0.218	0.218	100
3	54 T. RAZGATLIOGLU	TUR	Turkish Puccetti Racing	Kawasaki ZX-10RR	IND	1'41.897	1'42.771	1'41.428		1'41.428	0.275	0.057	70
4	60 M. VAN DER MARK	NED	Pata Yamaha WorldSBK Team	Yamaha YZF R1		1'42.421	1'42.635	1'41.489	1'42.880	1'41.489	0.336	0.061	93
5	76 L. BAZ	FRA	Ten Kate Racing - Yamaha	Yamaha YZF R1	IND	1'42.649	1'42.734	1'41.718	1'42.225	1'41.718	0.565	0.229	146
6	91 L. HASLAM	GBR	Kawasaki Racing Team WorldSBK	Kawasaki ZX-10RR		1'42.599	1'42.523	1'41.758	1'42.381	1'41.758	0.605	0.040	117
7	11 S. CORTESE	GER	GRT Yamaha WorldSBK	Yamaha YZF R1	IND	1'42.495	1'43.157	1'42.035	1'42.285	1'42.035	0.882	0.277	100
8	50 E. LAVERTY	IRL	Team GoEleven	Ducati Panigale V4 R	IND	1'43.539	1'42.836	1'42.055	1'43.337	1'42.055	0.902	0.020	96
9	19 A. BAUTISTA	ESP	ARUBA.IT Racing - Ducati	Ducati Panigale V4 R		1'42.087	1'42.129	1'42.634		1'42.087	0.934	0.032	83
10	21 M. RINALDI	ITA	BARNI Racing Team	Ducati Panigale V4 R	IND	1'42.426	1'42.469	1'42.124	1'42.436	1'42.124	0.971	0.037	109
11	7 C. DAVIES	GBR	ARUBA.IT Racing - Ducati	Ducati Panigale V4 R		1'42.487	1'43.012	1'42.161	1'42.362	1'42.161	1.008	0.037	118
12	66 T. SYKES	GBR	BMW Motorrad WorldSBK Team	BMW S1000 RR		1'42.174	1'42.936	1'42.172	1'42.261	1'42.172	1.019	0.011	73
13	33 M. MELANDRI	ITA	GRT Yamaha WorldSBK	Yamaha YZF R1	IND	1'43.216	1'43.187	1'42.212	1'43.156	1'42.212	1.059	0.040	113
14	81 J. TORRES	ESP	Team Pedercini Racing	Kawasaki ZX-10RR	IND	1'42.760	1'42.853	1'42.264	1'42.511	1'42.264	1.111	0.052	116
15	28 M. REITERBERGER	GER	BMW Motorrad WorldSBK Team	BMW S1000 RR		1'43.077	1'43.086	1'42.457	1'42.772	1'42.457	1.304	0.193	123
16	36 L. MERCADO	ARG	Orelac Racing VerdNatura	Kawasaki ZX-10RR	IND	1'43.411	1'44.872	1'42.712	1'43.062	1'42.712	1.559	0.255	96
17	13 T. TAKAHASHI	JPN	Moriwaki Althea Honda Team	Honda CBR1000RR		1'44.645	1'44.380	1'43.544	1'44.003	1'43.544	2.391	0.832	128
18	20 S. BARRIER	FRA	BRIXX Racing Team	Ducati Panigale V4 R		1'44.953	1'44.665	1'44.111	1'44.373	1'44.111	2.958	0.567	96
19	23 R. KIYONARI	JPN	Moriwaki Althea Honda Team	Honda CBR1000RR		1'44.552	1'44.801	1'44.474	1'46.087	1'44.474	3.321	0.363	84

25/08/2019

These data/results cannot be reproduced, stored and/or transmitted in whole or in part by any manner of electronic, mechanical, photocopying, recording, broadcasting or otherwise now known or herein after developed without the previous express consent by the copyright owner, except for reproduction in daily press and regular printed publications on sale to the public within 60 days of the event related to those data/results and always provided that copyright symbol appears together as follows below.

© DORNA WSBK ORGANIZATION Srl 2019

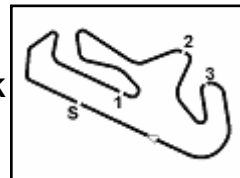
FIK R PERUGIA TIMING



Official Tyre Supplier



Official Timekeeper



Portimao 4.592 m

DWO Official Test Portimao, 24-25 August 2019

Day 2

No.	Rider	Nat Team	Bike	Class	FP1	FP2	Time	Gap	Rel.	Laps
1	22 LOWES Alex	GBR Pata Yamaha WorldSBK Team	Yamaha YZF R1		1'41.153	1'42.654	1'41.153			95
2	1 REA Jonathan	GBR Kawasaki Racing Team WorldSBK	Kawasaki ZX-10RR		1'41.371	1'41.945	1'41.371	0.218	0.218	74
3	54 RAZGATLIOGLU Toprak	TUR Turkish Puccetti Racing	Kawasaki ZX-10RR	IND	1'41.428		1'41.428	0.275	0.057	55
4	60 VAN DER MARK Michael	NED Pata Yamaha WorldSBK Team	Yamaha YZF R1		1'41.489	1'42.880	1'41.489	0.336	0.061	66
5	76 BAZ Loris	FRA Ten Kate Racing - Yamaha	Yamaha YZF R1	IND	1'41.718	1'42.225	1'41.718	0.565	0.229	116
6	91 HASLAM Leon	GBR Kawasaki Racing Team WorldSBK	Kawasaki ZX-10RR		1'41.758	1'42.381	1'41.758	0.605	0.040	90
7	11 CORTESE Sandro	GER GRT Yamaha WorldSBK	Yamaha YZF R1	IND	1'42.035	1'42.285	1'42.035	0.882	0.277	75
8	50 LAVERTY Eugene	IRL Team GoEleven	Ducati Panigale V4 R	IND	1'42.055	1'43.337	1'42.055	0.902	0.020	69
9	19 BAUTISTA Alvaro	ESP ARUBA.IT Racing - Ducati	Ducati Panigale V4 R		1'42.087		1'42.087	0.934	0.032	51
10	21 RINALDI Michael Ruben	ITA BARNI Racing Team	Ducati Panigale V4 R	IND	1'42.124	1'42.436	1'42.124	0.971	0.037	82
11	7 DAVIES Chaz	GBR ARUBA.IT Racing - Ducati	Ducati Panigale V4 R		1'42.161	1'42.362	1'42.161	1.008	0.037	96
12	66 SYKES Tom	GBR BMW Motorrad WorldSBK Team	BMW S1000 RR		1'42.172	1'42.261	1'42.172	1.019	0.011	56
13	33 MELANDRI Marco	ITA GRT Yamaha WorldSBK	Yamaha YZF R1	IND	1'42.212	1'43.156	1'42.212	1.059	0.040	88
14	81 TORRES Jordi	ESP Team Pedercini Racing	Kawasaki ZX-10RR	IND	1'42.264	1'42.511	1'42.264	1.111	0.052	90
15	28 REITERBERGER Markus	GER BMW Motorrad WorldSBK Team	BMW S1000 RR		1'42.457	1'42.772	1'42.457	1.304	0.193	92
16	36 MERCADO Leandro	ARG Orelac Racing VerdNatura	Kawasaki ZX-10RR	IND	1'42.712	1'43.062	1'42.712	1.559	0.255	87
17	13 TAKAHASHI Takumi	JPN Moriwaki Althea Honda Team	Honda CBR1000RR		1'43.544	1'44.003	1'43.544	2.391	0.832	97
18	20 BARRIER Sylvain	FRA BRIXX Racing Team	Ducati Panigale V4 R		1'44.111	1'44.373	1'44.111	2.958	0.567	77
19	23 KIYONARI Ryuichi	JPN Moriwaki Althea Honda Team	Honda CBR1000RR		1'44.474	1'46.087	1'44.474	3.321	0.363	60

25/08/2019

These data/results cannot be reproduced, stored and/or transmitted in whole or in part by any manner of electronic, mechanical, photocopying, recording, broadcasting or otherwise now known or herein after developed without the previous express consent by the copyright owner, except for reproduction in daily press and regular printed publications on sale to the public within 60 days of the event related to those data/results and always provided that copyright symbol appears together as follows below.

© DORNA WSBK ORGANIZATION Srl 2019

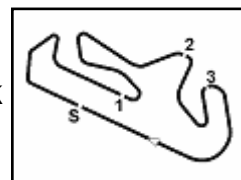
FIGR PERUGIA TIMING



Official Tyre Supplier



Official Timekeeper



Portimao 4.592 m

1 / 2

DWO Official Test Portimao, 24-25 August 2019

Results Sunday 2nd Session

No.	Rider	Nat	Team	Bike	Class	Time	Gap	Rel.	Laps	Speed	
										Avg	Max
1	1 J. REA	GBR	Kawasaki Racing Team WorldSBK	Kawasaki ZX-10RR		1'41.945			20	162,158	309,6
2	76 L. BAZ	FRA	Ten Kate Racing - Yamaha	Yamaha YZF R1	IND	1'42.225	0.280	0.280	40	161,714	307,0
3	66 T. SYKES	GBR	BMW Motorrad WorldSBK Team	BMW S1000 RR		1'42.261	0.316	0.036	28	161,657	308,7
4	11 S. CORTESE	GER	GRT Yamaha WorldSBK	Yamaha YZF R1	IND	1'42.285	0.340	0.024	25	161,619	310,5
5	7 C. DAVIES	GBR	ARUBA.IT Racing - Ducati	Ducati Panigale V4 R		1'42.362	0.417	0.077	33	161,497	317,8
6	91 L. HASLAM	GBR	Kawasaki Racing Team WorldSBK	Kawasaki ZX-10RR		1'42.381	0.436	0.019	34	161,467	306,1
7	21 M. RINALDI	ITA	BARNI Racing Team	Ducati Panigale V4 R	IND	1'42.436	0.491	0.055	27	161,381	306,1
8	81 J. TORRES	ESP	Team Pedercini Racing	Kawasaki ZX-10RR	IND	1'42.511	0.566	0.075	28	161,263	301,0
9	22 A. LOWES	GBR	Pata Yamaha WorldSBK Team	Yamaha YZF R1		1'42.654	0.709	0.143	34	161,038	309,6
10	28 M. REITERBERGER	GER	BMW Motorrad WorldSBK Team	BMW S1000 RR		1'42.772	0.827	0.118	30	160,853	307,8
11	60 M. VAN DER MARK	NED	Pata Yamaha WorldSBK Team	Yamaha YZF R1		1'42.880	0.935	0.108	14	160,684	310,5
12	36 L. MERCADO	ARG	Orelac Racing VerdNatura	Kawasaki ZX-10RR	IND	1'43.062	1.117	0.182	28	160,401	304,4
13	33 M. MELANDRI	ITA	GRT Yamaha WorldSBK	Yamaha YZF R1	IND	1'43.156	1.211	0.094	25	160,254	303,5
14	50 E. LAVERTY	IRL	Team Gooleven	Ducati Panigale V4 R	IND	1'43.337	1.392	0.181	16	159,974	308,7
15	13 T. TAKAHASHI	JPN	Moriwaki Althea Honda Team	Honda CBR1000RR		1'44.003	2.058	0.666	29	158,949	305,2
16	20 S. BARRIER	FRA	BRIXX Racing Team	Ducati Panigale V4 R		1'44.373	2.428	0.370	31	158,386	306,1
17	23 R. KIYONARI	JPN	Moriwaki Althea Honda Team	Honda CBR1000RR		1'46.087	4.142	1.714	6	155,827	296,9
18	19 A. BAUTISTA	ESP	ARUBA.IT Racing - Ducati	Ducati Panigale V4 R					0		
19	54 T. RAZGATLIOGLU	TUR	Turkish Puccetti Racing	Kawasaki ZX-10RR	IND				0		

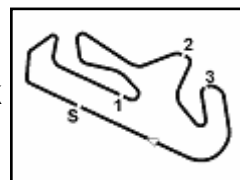
AIR	Humidity:	46%	Temp:	27°C
TRACK	Condition:	Dry	Temp:	44°C

25/08/2019 Start 13:10 End 15:10 The results are provisional until the end of the time limit for protests and appeals and the completion of the technical checks.

These data/results cannot be reproduced, stored and/or transmitted in whole or in part by any manner of electronic, mechanical, photocopying, recording, broadcasting or otherwise now known or herein after developed without the previous express consent by the copyright owner, except for reproduction in daily press and regular printed publications on sale to the public within 60 days of the event related to those data/results and always provided that copyright symbol appears together as follows below.

© DORNA WSBK ORGANIZATION Srl 2019




DWO Official Test Portimao, 24-25 August 2019
Results Sunday 2nd Session
Session Highlights

Local Time	No. Rider	Description
13.10.00		Start
13.27.00	60 M. VAN DER MARK	Technical Problem - Turn 8
14.37.12	60 M. VAN DER MARK	Technical Problem - Turn 10
15.02.26	81 J. TORRES	Crashed - Turn 14
15.07.23	36 L. MERCADO	Technical Problem - Turn 2
15.07.58		RED FLAG
15.08.53	21 M. RINALDI	Crashed - Re-Joined - Turn 13
15.09.42		SESSION ENDED
15.10.35		End Of Session

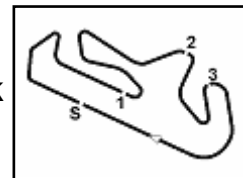
Fastest Laps Sequence

No.	Rider	Nat	Team	Bike	Local Time	Time	Gap	Avg
33	M. MELANDRI	ITA	GRT Yamaha WorldSBK	Yamaha YZF R1	13:14'06.038	1'45.002		157,437
76	L. BAZ	FRA	Ten Kate Racing - Yamaha	Yamaha YZF R1	13:14'27.776	1'43.528	-1.474	159,679
22	A. LOWES	GBR	Pata Yamaha WorldSBK Team	Yamaha YZF R1	13:14'42.400	1'43.348	-0.180	159,957
76	L. BAZ	FRA	Ten Kate Racing - Yamaha	Yamaha YZF R1	13:16'11.096	1'43.320	-0.028	160,000
22	A. LOWES	GBR	Pata Yamaha WorldSBK Team	Yamaha YZF R1	13:16'25.449	1'43.049	-0.271	160,421
91	L. HASLAM	GBR	Kawasaki Racing Team WorldSBK	Kawasaki ZX-10RR	13:18'38.257	1'42.589	-0.460	161,140
66	T. SYKES	GBR	BMW Motorrad WorldSBK Team	BMW S1000 RR	13:20'52.243	1'42.519	-0.070	161,250
11	S. CORTESE	GER	GRT Yamaha WorldSBK	Yamaha YZF R1	13:21'21.221	1'42.285	-0.234	161,619
1	J. REA	GBR	Kawasaki Racing Team WorldSBK	Kawasaki ZX-10RR	13:33'51.934	1'41.980	-0.305	162,102
1	J. REA	GBR	Kawasaki Racing Team WorldSBK	Kawasaki ZX-10RR	14:24'56.033	1'41.973	-0.007	162,114
1	J. REA	GBR	Kawasaki Racing Team WorldSBK	Kawasaki ZX-10RR	14:55'41.403	1'41.945	-0.028	162,158

Start End The results are provisional until the end of the time limit for protests and appeals
 25/08/2019 13:10 15:10 and the completion of the technical checks.

These data/results cannot be reproduced, stored and/or transmitted in whole or in part by any manner of electronic, mechanical, photocopying, recording, broadcasting or otherwise now known or herein after developed without the previous express consent by the copyright owner, except for reproduction in daily press and regular printed publications on sale to the public within 60 days of the event related to those data/results and always provided that copyright symbol appears together as follows below.

© DORNA WSBK ORGANIZATION Srl 2019



Portimao 4.592 m

DWO Official Test Portimao, 24-25 August 2019 Best Sectors & Speed Sunday 2nd Session

BEST LAP			
1	1 J. REA	Kawasaki ZX-10RR	1'41.945
2	76 L. BAZ	Yamaha YZF R1	1'42.225
3	66 T. SYKES	BMW S1000 RR	1'42.261
4	11 S. CORTESE	Yamaha YZF R1	1'42.285
5	7 C. DAVIES	Ducati Panigale V4 R	1'42.362
6	91 L. HASLAM	Kawasaki ZX-10RR	1'42.381
7	21 M. RINALDI	Ducati Panigale V4 R	1'42.436
8	81 J. TORRES	Kawasaki ZX-10RR	1'42.511
9	22 A. LOWES	Yamaha YZF R1	1'42.654
10	28 M. REITERBERGER	BMW S1000 RR	1'42.772
11	60 M. VAN DER MARK	Yamaha YZF R1	1'42.880
12	36 L. MERCADO	Kawasaki ZX-10RR	1'43.062
13	33 M. MELANDRI	Yamaha YZF R1	1'43.156
14	50 E. LAVERTY	Ducati Panigale V4 R	1'43.337
15	13 T. TAKAHASHI	Honda CBR1000RR	1'44.003
16	20 S. BARRIER	Ducati Panigale V4 R	1'44.373
17	23 R. KIYONARI	Honda CBR1000RR	1'46.087
18	19 A. BAUTISTA	Ducati Panigale V4 R	
19	54 T. RAZGATLIOGLU	Kawasaki ZX-10RR	

SPEED			
1	7 C. DAVIES	Ducati Panigale V4 R	317,8
2	11 S. CORTESE	Yamaha YZF R1	310,5
3	60 M. VAN DER MARK	Yamaha YZF R1	310,5
4	22 A. LOWES	Yamaha YZF R1	309,6
5	1 J. REA	Kawasaki ZX-10RR	309,6
6	66 T. SYKES	BMW S1000 RR	308,7
7	50 E. LAVERTY	Ducati Panigale V4 R	308,7
8	28 M. REITERBERGER	BMW S1000 RR	307,8
9	76 L. BAZ	Yamaha YZF R1	307,0
10	91 L. HASLAM	Kawasaki ZX-10RR	306,1
11	21 M. RINALDI	Ducati Panigale V4 R	306,1
12	20 S. BARRIER	Ducati Panigale V4 R	306,1
13	13 T. TAKAHASHI	Honda CBR1000RR	305,2
14	36 L. MERCADO	Kawasaki ZX-10RR	304,4
15	33 M. MELANDRI	Yamaha YZF R1	303,5
16	81 J. TORRES	Kawasaki ZX-10RR	301,0
17	23 R. KIYONARI	Honda CBR1000RR	296,9

SEG. 1		
1	7 C. DAVIES	31.882
2	21 M. RINALDI	32.090
3	1 J. REA	32.096
4	91 L. HASLAM	32.131
5	76 L. BAZ	32.169
6	66 T. SYKES	32.197
7	22 A. LOWES	32.246
8	11 S. CORTESE	32.264
9	81 J. TORRES	32.310
10	60 M. VAN DER MARK	32.406
11	50 E. LAVERTY	32.416
12	33 M. MELANDRI	32.423
13	36 L. MERCADO	32.530
14	28 M. REITERBERGER	32.538
15	13 T. TAKAHASHI	32.709
16	20 S. BARRIER	32.772
17	23 R. KIYONARI	33.351

SEG. 2		
1	1 J. REA	30.343
2	91 L. HASLAM	30.389
3	81 J. TORRES	30.452
4	22 A. LOWES	30.482
5	66 T. SYKES	30.501
6	7 C. DAVIES	30.505
7	21 M. RINALDI	30.541
8	76 L. BAZ	30.542
9	11 S. CORTESE	30.638
10	28 M. REITERBERGER	30.693
11	33 M. MELANDRI	30.753
12	60 M. VAN DER MARK	30.793
13	36 L. MERCADO	30.808
14	50 E. LAVERTY	30.832
15	20 S. BARRIER	31.024
16	13 T. TAKAHASHI	31.230
17	23 R. KIYONARI	31.808

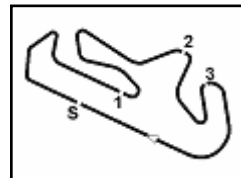
SEG. 3		
1	1 J. REA	20.134
2	11 S. CORTESE	20.153
3	91 L. HASLAM	20.201
4	76 L. BAZ	20.252
5	81 J. TORRES	20.262
6	33 M. MELANDRI	20.316
7	7 C. DAVIES	20.331
8	36 L. MERCADO	20.334
9	66 T. SYKES	20.335
10	28 M. REITERBERGER	20.373
11	60 M. VAN DER MARK	20.395
12	50 E. LAVERTY	20.425
13	21 M. RINALDI	20.435
14	22 A. LOWES	20.521
15	13 T. TAKAHASHI	20.634
16	20 S. BARRIER	20.742
17	23 R. KIYONARI	21.040

SEG. 4		
1	11 S. CORTESE	18.920
2	60 M. VAN DER MARK	19.017
3	1 J. REA	19.033
4	28 M. REITERBERGER	19.042
5	22 A. LOWES	19.059
6	76 L. BAZ	19.082
7	66 T. SYKES	19.087
8	21 M. RINALDI	19.087
9	91 L. HASLAM	19.130
10	81 J. TORRES	19.227
11	7 C. DAVIES	19.234
12	36 L. MERCADO	19.248
13	20 S. BARRIER	19.302
14	50 E. LAVERTY	19.345
15	13 T. TAKAHASHI	19.367
16	33 M. MELANDRI	19.373
17	23 R. KIYONARI	19.544

25/08/2019

These data/results cannot be reproduced, stored and/or transmitted in whole or in part by any manner of electronic, mechanical, photocopying, recording, broadcasting or otherwise now known or herein after developed without the previous express consent by the copyright owner, except for reproduction in daily press and regular printed publications on sale to the public within 60 days of the event related to those data/results and always provided that copyright symbol appears together as follows below.

© DORNA WSBK ORGANIZATION Srl 2019



Portimao 4.592 m

DWO Official Test Portimao, 24-25 August 2019

Ideal Times Sunday 2nd Session

No.	Rider	Nat	Bike	Seg. 1	Seg. 2	Seg. 3	Seg. 4	Ideal Time		
				Diff. 1	Diff. 2	Diff. 3	Diff. 4	Best Lap	Pos.	Diff.
1	1 J. REA	GBR	Kawasaki ZX-10RR	32.096	30.343 +0.184	20.134 +0.155	19.033	1'41.606	1	0.339
2	91 L. HASLAM	GBR	Kawasaki ZX-10RR	32.131 +0.180	30.389	20.201 +0.350	19.130	1'41.851	6	0.530
3	7 C. DAVIES	GBR	Ducati Panigale V4 R	31.882	30.505 +0.081	20.331 +0.106	19.234 +0.223	1'41.952	5	0.410
4	11 S. CORTESE	GER	Yamaha YZF R1	32.264 +0.210	30.638	20.153 +0.100	18.920	1'41.975	4	0.310
5	76 L. BAZ	FRA	Yamaha YZF R1	32.169	30.542 +0.062	20.252 +0.041	19.082 +0.077	1'42.045	2	0.180
6	66 T. SYKES	GBR	BMW S1000 RR	32.197	30.501	20.335 +0.141	19.087	1'42.120	3	0.141
7	21 M. RINALDI	ITA	Ducati Panigale V4 R	32.090 +0.278	30.541 +0.001	20.435	19.087 +0.004	1'42.153	7	0.283
8	81 J. TORRES	ESP	Kawasaki ZX-10RR	32.310	30.452 +0.058	20.262 +0.159	19.227 +0.043	1'42.251	8	0.260
9	22 A. LOWES	GBR	Yamaha YZF R1	32.246 +0.215	30.482 +0.098	20.521 +0.011	19.059 +0.022	1'42.308	9	0.346
10	60 M. VAN DER MARK	NED	Yamaha YZF R1	32.406 +0.025	30.793 +0.165	20.395	19.017 +0.079	1'42.611	11	0.269
11	28 M. REITERBERGER	GER	BMW S1000 RR	32.538	30.693 +0.107	20.373 +0.007	19.042 +0.012	1'42.646	10	0.126
12	33 M. MELANDRI	ITA	Yamaha YZF R1	32.423 +0.038	30.753 +0.143	20.316 +0.050	19.373 +0.060	1'42.865	13	0.291
13	36 L. MERCADO	ARG	Kawasaki ZX-10RR	32.530	30.808 +0.028	20.334 +0.114	19.248	1'42.920	12	0.142
14	50 E. LAVERTY	IRL	Ducati Panigale V4 R	32.416 +0.078	30.832 +0.065	20.425 +0.056	19.345 +0.120	1'43.018	14	0.319
15	20 S. BARRIER	FRA	Ducati Panigale V4 R	32.772 +0.030	31.024 +0.114	20.742 +0.294	19.302 +0.095	1'43.840	16	0.533
16	13 T. TAKAHASHI	JPN	Honda CBR1000RR	32.709 +0.045	31.230	20.634 +0.018	19.367	1'43.940	15	0.063
17	23 R. KIYONARI	JPN	Honda CBR1000RR	33.351	31.808 +0.066	21.040 +0.189	19.544 +0.089	1'45.743	17	0.344
	19 A. BAUTISTA	ESP	Ducati Panigale V4 R	One or more sectors missing						
	54 T. RAZGATLIOGLU	TUR	Kawasaki ZX-10RR	One or more sectors missing						
Overall Ideal Time				31.882	30.343	20.134	18.920	1'41.279		

25/08/2019

These data/results cannot be reproduced, stored and/or transmitted in whole or in part by any manner of electronic, mechanical, photocopying, recording, broadcasting or otherwise now known or herein after developed without the previous express consent by the copyright owner, except for reproduction in daily press and regular printed publications on sale to the public within 60 days of the event related to those data/results and always provided that copyright symbol appears together as follows below.

© DORNA WSBK ORGANIZATION Srl 2019

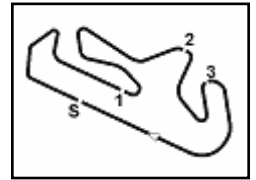
PIRELLI PERUGIA TIMING



Official Tyre Supplier



Official Timekeeper



DWO Official Test Portimao, 24-25 August 2019 Chronological Analysis Sunday 2nd Session

Portimao 4.592 m

1 / 5

1° 1 J. REA (1'41.945)							
Lap	Seg.1	Seg.2	Seg.3	Seg.4	Lap Time	km/h	Local Time
1		32.872	21.549	19.527			13:16'02.278
2	32.177	42.357	23.862	24.316	2'02.712P	307,0	13:18'04.990
3	12'51.755	32.357	21.387	19.465	14'04.964P		13:32'09.954
4	32.274	30.390	20.134	19.182	1'41.980	304,4	13:33'51.934
5	33.645	31.418	20.991	22.371	1'48.425P	308,7	13:35'40.359
6	46'21.360	32.181	20.844	19.316	47'33.701P		14:23'14.060
7	32.227	30.343	20.242	19.161	1'41.973	307,8	14:24'56.033
8	32.208	30.477	20.294	19.037	1'42.016	309,6	14:26'38.049
9	32.188	30.534	20.221	19.206	1'42.149	306,1	14:28'20.198
10	35.838	32.034	21.219	22.280	1'51.371P	294,5	14:30'11.569
11	9'51.686	31.117	20.558	19.253	1'102.614P		14:41'14.183
12	32.362	30.761	20.392	19.253	1'42.768	307,0	14:42'56.951
13	33.693	31.720	21.090	21.469	1'47.972P	290,5	14:44'44.923
14	8'01.744	32.154	21.276	19.361	9'14.535P		14:53'59.458
15	32.096	30.527	20.289	19.033	1'41.945	309,6	14:55'41.403
16	33.460	30.873	20.756	21.305	1'46.394P	307,0	14:57'27.797
17	3'41.707	36.403	21.893	19.328	4'59.331P		15:02'27.128
18	32.312	31.087	20.426	19.118	1'42.943	307,0	15:04'10.071
19	32.239	30.548	20.289	19.182	1'42.258	301,8	15:05'52.329
20	32.400	30.575	20.373	19.104	1'42.452	303,5	15:07'34.781
21	34.026	33.701	22.223	23.310	1'53.260P	307,8	15:09'28.041

38	32.677	30.845	20.734	19.272	1'43.528	301,8	15:04'09.465
39	32.693	33.358	21.355	19.397	1'46.803	301,8	15:05'56.268
40	32.587	31.173	20.705	19.327	1'43.786	303,5	15:07'40.054
41	42.796	39.779	25.196	29.117	2'16.888P	299,3	15:09'56.942

2° 76 L. BAZ (1'42.225)							
Lap	Seg.1	Seg.2	Seg.3	Seg.4	Lap Time	km/h	Local Time
1		32.201	21.535	19.472			13:12'44.248
2	32.760	30.934	20.541	19.293	1'43.528	302,7	13:14'27.776
3	32.593	30.941	20.496	19.290	1'43.320	299,3	13:16'11.096
4	32.659	30.816	20.449	19.319	1'43.243	301,0	13:17'54.339
5	32.592	30.982	20.312	19.287	1'43.173	304,4	13:19'37.512
6	32.622	30.621	20.447	19.286	1'42.976	304,4	13:21'20.488
7	32.578	30.779	20.464	19.224	1'43.045	301,0	13:23'03.533
8	32.538	30.542	20.564	19.307	1'42.951	301,8	13:24'46.484
9	32.511	30.696	20.546	19.244	1'42.997	301,0	13:26'29.481
10	32.433	30.710	20.470	19.219	1'42.832	299,3	13:28'12.313
11	32.635	30.667	20.451	19.339	1'43.092	304,4	13:29'55.405
12	32.724	30.745	20.525	19.271	1'43.265	305,2	13:31'38.670
13	32.470	30.915	20.521	19.419	1'43.325	301,8	13:33'21.995
14	32.740	30.749	20.501	19.389	1'43.379	306,1	13:35'05.374
15	32.678	30.721	20.526	19.368	1'43.293	303,5	13:36'48.667
16	32.699	30.913	20.654	19.418	1'43.684	305,2	13:38'32.351
17	32.729	30.880	20.589	19.423	1'43.621	305,2	13:40'15.972
18	32.822	30.980	20.534	19.462	1'43.798	304,4	13:41'59.770
19	32.882	31.012	20.609	19.596	1'44.099	304,4	13:43'43.869
20	32.822	30.949	20.800	19.815	1'44.386	305,2	13:45'28.255
21	32.983	31.007	20.662	19.798	1'44.450	305,2	13:47'12.705
22	40.102	35.763	23.848	26.212	2'05.925P	296,1	13:49'18.630
23	12'36.736	32.558	21.271	19.435	13'50.000P		14:03'08.630
24	32.434	30.661	20.313	19.219	1'42.627	301,0	14:04'51.257
25	32.424	30.670	20.287	19.220	1'42.601	305,2	14:06'33.858
26	32.341	30.700	20.368	19.216	1'42.625	307,0	14:08'16.483
27	38.601	34.816	23.895	26.242	2'03.554P	286,7	14:10'20.037
28	9'17.980	32.989	24.876	19.331	10'35.176P		14:20'55.213
29	32.646	30.599	20.252	19.185	1'42.682	304,4	14:22'37.895
30	32.583	41.156	21.158	19.611	1'54.508	299,3	14:24'32.403
31	32.446	30.542	20.272	19.082	1'42.342	304,4	14:26'14.745
32	39.093	33.331	22.427	24.081	1'58.932P	281,5	14:28'13.677
33	15'18.623	31.200	21.144	19.339	16'30.306P		14:44'43.983
34	32.313	30.590	20.392	19.178	1'42.473	302,7	14:46'26.456
35	32.169	30.604	20.293	19.159	1'42.225	303,5	14:48'08.681
36	32.600	37.243	24.036	23.910	1'57.789P	303,5	14:50'06.470
37	11'04.514	33.000	22.557	19.396	12'19.467P		15:02'25.937

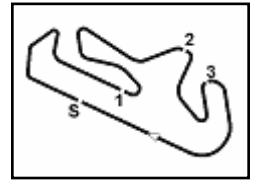
3° 66 T. SYKES (1'42.261)							
Lap	Seg.1	Seg.2	Seg.3	Seg.4	Lap Time	km/h	Local Time
1		33.428	21.539	19.596			13:17'26.419
2	32.606	30.781	20.694	19.224	1'43.305	302,7	13:19'09.724
3	32.339	30.643	20.378	19.159	1'42.519	307,0	13:20'52.243
4	33.430	32.633	27.042	19.512	1'52.617	306,1	13:22'44.860
5	32.436	30.591	20.546	19.192	1'42.765	305,2	13:24'27.625
6	34.062	31.760	21.510	22.322	1'49.654P	289,7	13:26'17.279
7	15'05.584	32.840	21.806	19.518	16'19.748P		13:42'37.027
8	33.742	32.334	21.058	19.555	1'46.689	307,8	13:44'23.716
9	32.475	30.735	20.446	19.248	1'42.904	308,7	13:46'06.620
10	33.899	32.155	21.188	19.544	1'46.786	306,1	13:47'53.406
11	32.487	30.809	20.441	19.206	1'42.943	302,7	13:49'36.349
12	34.541	32.164	21.264	23.504	1'51.473P	301,0	13:51'27.822
13	18'51.151	32.825	21.875	19.640	20'05.491P		14:11'33.313
14	32.511	30.802	20.436	19.256	1'43.005	307,8	14:13'16.318
15	32.383	30.930	20.474	19.241	1'43.028	308,7	14:14'59.346
16	35.949	33.923	21.323	19.624	1'50.819	303,5	14:16'50.165
17	32.402	30.614	20.407	19.190	1'42.613	305,2	14:18'32.778
18	35.890	32.879	21.616	25.750	1'56.135P	296,9	14:20'28.913
19	11'11.776	31.964	20.801	19.318	12'23.859P		14:32'52.772
20	32.197	30.501	20.476	19.087	1'42.261	308,7	14:34'35.033
21	32.363	32.810	21.287	19.649	1'46.109	308,7	14:36'21.142
22	32.292	30.696	20.335	19.244	1'42.567	306,1	14:38'03.709
23	35.489	32.998	22.687	24.016	1'55.190P	300,2	14:39'58.899
24	12'32.988	32.974	22.267	19.690	13'47.919P		14:53'46.818
25	33.164	32.267	21.414	19.528	1'46.373	307,0	14:55'33.191
26	32.462	31.524	21.264	19.434	1'44.684	307,0	14:57'17.875
27	32.381	30.889	20.450	19.435	1'43.155	307,8	14:59'01.030
28	35.167	32.445	26.863	25.187	1'59.662P	297,7	15:01'00.692
29	7'21.147	35.261	24.132	25.744	8'46.284P		15:09'46.976

4° 11 S. CORTESE (1'42.285)							
Lap	Seg.1	Seg.2	Seg.3	Seg.4	Lap Time	km/h	Local Time
1		36.218	22.479	19.615			13:16'02.168
2	32.769	34.087	26.789	19.907	1'53.552	289,0	13:17'55.720
3	32.830	30.980	20.392	19.014	1'43.216	293,7	13:19'38.936
4	32.474	30.638	20.253	18.920	1'42.285	302,7	13:21'21.221
5	32.401	30.840	20.438	19.018	1'42.697	299,3	13:23'03.918
6	33.986	32.668	24.195	23.115	1'53.964P	280,7	13:24'57.882
7	22'23.113	32.432	21.298	19.679	23'36.522P		13:48'34.404
8	32.880	31.131	20.514	19.269	1'43.794	304,4	13:50'18.198
9	32.786	30.973	20.594	19.091	1'43.444	303,5	13:52'01.642
10	32.468	31.078	20.388	19.215	1'43.149	308,7	13:53'44.791
11	34.668	32.982	21.779	22.046	1'51.475P	310,5	13:55'36.266
12	17'07.667	32.180	21.270	19.338	18'20.455P		14:13'56.721
13	32.706	31.115	23.949	19.733	1'47.503	298,5	14:15'44.224
14	33.008	31.182	20.537	19.179	1'43.906	304,4	14:17'28.130
15	32.589	30.964	20.361	19.099	1'43.013	301,0	14:19'11.143
16	32.436	30.889	20.399	19.101	1'42.825	303,5	14:20'53.968
17	33.140	33.235	21.331	22.109	1'49.815P	296,1	14:22'43.783
18	18'17.544	33.094	20.711	19.209	19'30.558P		14:42'14.341
19	32.264	30.845	20.153	19.040	1'42.302	304,4	14:43'56.643
20	34.680	32.987	21.843	21.909	1'51.419P	301,0	14:45'48.062
21	13'08.462	32.022	20.975	19.323	14'20.782P		15:00'08.844
22	32.376	30.685	20.416	19.019	1'42.496	307,8	15:01'51.340
23	32.270	31.033	20.379	19.110	1'42.792	304,4	15:03'34.132
24	32.623	31.003	20.436	19.145	1'43.207	304,4	15:05'17.339

25/08/2019 P = Pits In/Out - C = Lap Time Cancelled

These data/results cannot be reproduced, stored and/or transmitted in whole or in part by any manner of electronic, mechanical, photocopying, recording, broadcasting or otherwise now known or herein after developed without the previous express consent by the copyright owner, except for reproduction in daily press and regular printed publications on sale to the public within 60 days of the event related to those data/results and always provided that copyright symbol appears together as follows below.

© DORNA WSBK ORGANIZATION Srl 2019



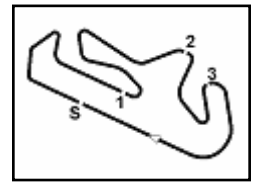
DWO Official Test Portimao, 24-25 August 2019

Chronological Analysis Sunday 2nd Session

Portimao 4.592 m

2 / 5

25	32.862	30.980	20.432	19.096	1'43.370	307,0	15:07'00.709	22	9'01.670	34.136	23.666	21.582	10'21.054P		14:26'38.681
26	38.140	38.591	24.061	24.966	2'05.758P	292,1	15:09'06.467	23	32.244	30.726	20.201	19.249	1'42.420	300,2	14:28'21.101
								24	35.059	32.133	21.217	19.674	1'48.083	297,7	14:30'09.184
								25	32.505	31.612	22.126	26.257	1'52.500P	300,2	14:32'01.684
								26	10'51.680	32.148	20.762	19.384	12'03.974P		14:44'05.658
								27	32.412	30.707	20.386	19.248	1'42.753	301,8	14:45'48.411
								28	32.340	30.748	20.442	19.336	1'42.866	301,8	14:47'31.277
								29	35.492	33.510	21.670	25.133	1'55.805P	301,8	14:49'27.082
								30	6'19.360	34.767	21.318	19.406	7'34.851P		14:57'01.933
								31	32.257	34.538	22.981	20.192	1'49.968	301,8	14:58'51.901
								32	32.311	30.389	20.551	19.130	1'42.381	303,5	15:00'34.282
								33	32.196	30.590	20.902	25.503	1'49.191P	300,2	15:02'23.473
								34	3'46.501	31.178	20.749	19.275	4'57.703P		15:07'21.176
								35	32.131	40.628	26.368	28.221	2'07.348P	301,0	15:09'28.524
5° 7 C. DAVIES (1'42.362)								7° 21 M. RINALDI (1'42.436)							
Lap	Seg.1	Seg.2	Seg.3	Seg.4	Lap Time	km/h	Local Time	Lap	Seg.1	Seg.2	Seg.3	Seg.4	Lap Time	km/h	Local Time
1		32.641	21.212	19.612			13:23'45.649	1		33.152	21.363	19.798			13:18'30.776
2	32.657	31.798	21.596	19.862	1'45.913	315,0	13:25'31.562	2	32.945	31.329	21.322	20.287	1'45.883	294,5	13:20'16.659
3	32.320	30.911	20.527	19.410	1'43.168	314,1	13:27'14.730	3	32.844	30.976	20.647	19.485	1'43.952	302,7	13:22'00.611
4	31.882	30.586	20.437	19.457	1'42.362	317,8	13:28'57.092	4	42.193	33.262	21.630	19.857	1'56.942	301,8	13:23'57.553
5	34.279	34.097	21.562	19.597	1'49.535	317,8	13:30'46.627	5	32.768	31.132	21.434	27.093	1'52.427P	299,3	13:25'49.980
6	32.166	30.505	20.391	19.326	1'42.388	315,9	13:32'29.015	6	13'39.872	32.810	21.700	19.652	1'45.034P		13:40'44.014
7	31.960	34.288	22.163	23.781	1'52.192P	315,0	13:34'21.207	7	32.942	31.190	20.937	19.643	1'44.712	299,3	13:42'28.726
8	12'34.081	30.964	20.925	19.380	13'44.350P		13:38'05.557	8	45.538	34.191	22.433	19.571	2'01.733	297,7	13:44'30.459
9	34.431	34.808	21.515	19.483	1'50.237	315,0	13:49'55.794	9	32.921	33.599	24.627	25.628	1'56.775P	290,5	13:46'27.234
10	32.270	30.786	20.600	19.468	1'43.124	311,4	13:51'38.918	10	13'18.731	31.682	20.964	19.455	1'43.832P		14:00'58.066
11	35.499	33.706	23.087	23.551	1'55.843P	312,3	13:53'34.761	11	32.584	31.038	20.739	19.424	1'43.785	304,4	14:02'41.851
12	12'04.277	31.796	21.113	19.621	13'16.807P		14:06'51.568	12	32.878	32.535	22.886	19.518	1'47.817	301,0	14:04'29.668
13	32.488	30.849	20.518	19.392	1'43.247	312,3	14:08'34.815	13	32.776	31.243	20.743	19.448	1'44.210	294,5	14:06'13.878
14	34.295	31.959	21.761	19.718	1'47.733	317,8	14:10'22.548	14	32.964	32.343	22.465	25.774	1'53.546P	292,1	14:08'07.424
15	32.402	31.012	20.744	19.550	1'43.708	313,2	14:12'06.256	15	22'44.339	32.857	20.956	19.458	23'57.610P		14:32'05.034
16	35.036	32.871	22.323	24.141	1'54.371P	315,9	14:14'00.627	16	32.602	30.865	20.448	19.406	1'43.321	299,3	14:33'48.355
17	24'00.901	32.430	21.439	19.710	25'14.480P		14:39'15.107	17	32.664	30.839	20.654	19.458	1'43.615	298,5	14:35'31.970
18	31.954	30.991	20.458	19.390	1'42.793	312,3	14:40'57.900	18	32.412	30.850	20.640	19.388	1'43.290	298,5	14:37'15.260
19	32.103	30.737	20.431	19.392	1'42.663	310,5	14:42'40.563	19	32.391	30.847	20.480	19.278	1'42.996	302,7	14:38'58.256
20	32.100	30.794	20.436	19.320	1'42.650	312,3	14:44'23.213	20	36.274	35.089	22.884	24.973	1'59.220P	274,3	14:40'57.476
21	31.950	30.869	20.500	19.448	1'42.767	315,0	14:46'05.980	21	11'47.736	31.660	21.160	19.129	13'00.185P		14:53'57.661
22	32.066	30.800	20.455	19.381	1'42.702	315,9	14:47'48.682	22	32.090	30.826	22.473	19.087	1'44.476	306,1	14:55'42.137
23	32.013	30.832	20.331	19.339	1'42.515	314,1	14:49'31.197	23	32.406	30.592	20.462	19.253	1'42.713	289,0	14:57'24.850
24	32.104	30.760	20.440	19.430	1'42.734	315,0	14:51'13.931	24	32.364	30.593	20.465	19.200	1'42.622	300,2	14:59'07.472
25	32.079	30.855	20.392	19.234	1'42.560	312,3	14:52'56.491	25	39.404	32.818	21.509	22.855	1'56.586P	298,5	15:01'04.058
26	32.353	30.796	20.537	19.374	1'43.060	314,1	14:54'39.551	26	2'16.496	31.754	20.934	19.417	3'28.601P		15:04'32.659
27	32.145	30.803	20.520	19.309	1'42.777	315,9	14:56'22.328	27	32.368	30.542	20.435	19.091	1'42.436	303,5	15:06'15.095
28	32.110	30.987	20.419	19.593	1'43.109	316,8	14:58'05.437	28	32.306	30.541	1'02.778	27.265	2'32.890P	305,2	15:08'47.985
29	32.114	30.878	20.564	19.451	1'43.007	312,3	14:59'48.444								
30	32.456	30.863	20.580	19.625	1'43.524	311,4	15:01'31.968								
31	39.648	36.293	28.473	21.294	2'05.708	315,9	15:03'37.676								
32	32.190	31.010	20.497	19.343	1'43.040	313,2	15:05'20.716								
33	32.214	30.981	20.519	19.345	1'43.059	315,9	15:07'03.775								
34	32.211	40.588	24.435	25.320	2'02.554P	315,9	15:09'06.329								
6° 91 L. HASLAM (1'42.381)								8° 81 J. TORRES (1'42.511)							
Lap	Seg.1	Seg.2	Seg.3	Seg.4	Lap Time	km/h	Local Time	Lap	Seg.1	Seg.2	Seg.3	Seg.4	Lap Time	km/h	Local Time
1		32.314	21.250	19.570			13:15'12.483	1		31.959	20.803	19.554			13:14'31.154
2	32.498	30.855	20.580	19.252	1'43.185	299,3	13:16'55.668	2	32.835	30.759	20.527	19.254	1'43.375	293,7	13:16'14.529
3	32.384	30.599	20.286	19.320	1'42.589	299,3	13:18'38.257	3	32.606	30.849	20.523	19.290	1'43.268	299,3	13:17'57.797
4	36.646	34.497	21.634	27.012	1'59.789P	298,5	13:20'38.046	4	32.556	30.789	21.009	19.505	1'43.859	296,1	13:19'41.656
5	1'49.218	31.338	20.706	19.442	3'00.704P		13:23'38.750	5	32.573	30.452	20.262	19.227	1'42.514	296,1	13:21'24.170
6	36.709	36.069	22.879	19.853	1'55.510	306,1	13:25'34.260	6	32.471	30.579	20.359	19.345	1'42.754	301,0	13:23'06.924
7	36.932	31.586	21.173	19.436	1'49.127	303,5	13:27'23.387	7	33.983	31.711	21.938	23.247	1'50.879P	300,2	13:24'57.803
8	32.350	30.745	20.391	19.325	1'42.811	297,7	13:29'06.198	8	16'42.978	32.201	20.872	19.623	17'55.674P		13:42'53.477
9	32.308	34.416	21.644	23.517	1'51.885P	304,4	13:30'58.083	9	32.801	30.638	20.335	19.428	1'43.202	296,1	13:44'36.679
10	5'41.023	32.147	20.926	19.417	6'53.513P		13:37'51.596	10	32.662	30.661	20.314	19.485	1'43.122	296,1	13:46'19.801
11	32.322	31.039	20.493	19.184	1'43.038	299,3	13:39'34.634	11	32.750	30.687	20.575	19.345	1'43.357	300,2	13:48'03.158
12	38.028	32.681	21.531	25.726	1'57.966P	302,7	13:41'32.600	12	32.770	30.879	20.376	19.436	1'43.461	292,1	13:49'46.619
13	11'52.041	33.504	22.509	28.472	13'16.526P		13:54'49.126	13	32.729	32.419	22.741	24.579	1'52.468P	298,5	13:51'39.087
14	32.744	31.103	20.366	19.336	1'43.549	292,9	13:56'32.675	14	24'06.307	31.993	20.673	19.432	25'18.405P		14:16'57.492
15	32.571	30.789	20.484	19.332	1'43.176	304,4	13:58'15.851	15	32.749	30.688	20.453	19.334	1'43.224	294,5	14:18'40.716
16	32.538	30.882	20.492	19.308	1'43.220	299,3	13:59'59.071								
17	37.948	33.402	21.536	26.677	1'59.563P	301,8	14:01'58.634								
18	7'38.204	32.998	21.726	19.464	8'52.392P		14:10'51.026								
19	32.349	30.617	20.323	19.132	1'42.421	303,5	14:12'33.447								
20	32.317	30.583	20.407	19.253	1'42.560	302,7	14:14'16.007								
21	38.015	34.033	22.524	27.048	2'01.620P	301,0	14:16'17.627								



DWO Official Test Portimao, 24-25 August 2019 Chronological Analysis Sunday 2nd Session

Portimao 4.592 m

3 / 5

16	32.654	30.730	20.379	19.357	1'43.120	297,7	14:20'23.836	9	32.741	30.906	20.713	19.322	1'43.682	303,5	13:45'18.596
17	32.652	30.680	20.309	19.329	1'42.970	293,7	14:22'06.806	10	37.842	32.921	24.318	19.596	1'54.677	307,8	13:47'13.273
18	34.683	33.531	20.527	19.493	1'48.234	298,5	14:23'55.040	11	35.467	31.496	20.852	19.458	1'47.273	289,0	13:49'00.546
19	32.715	30.619	20.509	19.475	1'43.318	298,5	14:25'38.358	12	33.062	31.026	20.549	19.359	1'43.996	299,3	13:50'44.542
20	32.801	31.735	21.021	22.763	1'48.320P	296,9	14:27'26.678	13	32.814	30.889	20.582	19.248	1'43.533	301,0	13:52'28.075
21	13'31.807	32.279	21.008	19.420	1'44.514P		14:42'11.192	14	32.763	31.118	20.488	19.497	1'43.866	300,2	13:54'11.941
22	32.567	30.836	21.152	21.670	1'46.225	292,9	14:43'57.417	15	32.898	31.101	20.536	19.410	1'43.945	305,2	13:55'55.886
23	32.674	30.526	21.771	19.494	1'44.465	292,1	14:45'41.882	16	36.820	34.043	22.724	25.351	1'58.938P	286,7	13:57'54.824
24	32.310	30.510	20.421	19.270	1'42.511	301,0	14:47'24.393	17	30'08.523	33.075	26.130	26.542	3'34.270P		14:29'29.094
25	33.240	31.861	21.342	22.748	1'49.191P	298,5	14:49'13.584	18	32.781	31.198	20.610	19.326	1'43.915	301,8	14:31'13.009
26	8'24.256	31.687	21.247	19.586	9'36.776P		14:58'50.360	19	32.914	31.062	20.582	19.341	1'43.899	300,2	14:32'56.908
27	32.563	30.625	20.320	19.411	1'42.919	295,3	15:00'33.279	20	32.661	31.034	20.573	19.236	1'43.504	305,2	14:34'40.412
28	32.722	30.862	1'16.753	27.633	2'47.970P	299,3	15:03'21.249	21	32.809	31.592	21.039	23.730	1'49.170P	299,3	14:36'29.582
29	4'27.858	36.377	20.703	25.518	5'50.456P		15:09'11.705	22	10'06.668	34.197	20.748	19.322	1'20.935P		14:47'50.517

9° 22 A. LOWES (1'42.654)

Lap	Seg.1	Seg.2	Seg.3	Seg.4	Lap Time	km/h	Local Time
1		33.420	21.215	19.530			13:12'59.052
2	32.627	30.887	20.528	19.306	1'43.348	301,8	13:14'42.400
3	32.365	30.761	20.731	19.192	1'43.049	307,0	13:16'25.449
4	34.994	34.955	23.084	24.674	1'57.707P	268,2	13:18'23.156
5	8'08.912	32.703	21.706	19.436	9'22.757P		13:27'45.913
6	32.487	30.729	20.662	19.312	1'43.190	306,1	13:29'29.103
7	32.623	30.788	20.964	19.255	1'43.630	309,6	13:31'12.733
8	32.467	30.684	20.648	19.245	1'43.044	307,8	13:32'55.777
9	33.463	32.483	23.546	27.608	1'57.100P	307,0	13:34'52.877
10	10'40.417	32.098	21.130	19.445	11'53.090P		13:46'45.967
11	32.412	30.931	20.664	19.311	1'43.318	309,6	13:48'29.285
12	32.772	31.092	20.804	19.351	1'44.019	304,4	13:50'13.304
13	32.499	31.026	20.772	19.313	1'43.610	306,1	13:51'56.914
14	32.473	31.015	20.896	19.341	1'43.725	306,1	13:53'40.639
15	32.646	31.172	20.930	19.321	1'44.069	307,8	13:55'24.708
16	40.391	36.272	23.878	28.617	2'09.158P	253,2	13:57'33.866
17	15'42.008	33.440	21.734	19.443	16'56.625P		14:14'30.491
18	32.474	30.572	20.579	19.125	1'42.750	304,4	14:16'13.241
19	32.463	30.628	20.624	19.225	1'42.940	301,8	14:17'56.181
20	32.474	30.683	20.737	19.171	1'43.065	305,2	14:19'39.246
21	36.753	37.110	24.255	26.618	2'04.736P	285,9	14:21'43.982
22	11'19.345	31.312	20.820	19.387	12'30.864P		14:34'14.846
23	32.327	30.627	20.552	25.345	1'48.851P	303,5	14:36'03.697
24	7'34.762	32.347	22.028	27.101	8'56.238P		14:44'59.935
25	4'46.293	33.165	22.657	19.432	6'01.547P		14:51'01.482
26	32.494	30.588	20.553	19.059	1'42.694	301,8	14:52'44.176
27	32.461	30.580	20.532	19.081	1'42.654	301,8	14:54'26.830
28	32.338	30.721	20.521	19.158	1'42.738	301,8	14:56'09.568
29	32.246	30.965	20.639	19.190	1'43.040	305,2	14:57'52.608
30	32.405	30.658	20.734	19.246	1'43.043	303,5	14:59'35.651
31	32.392	30.482	20.737	19.231	1'42.842	302,7	15:01'18.493
32	32.372	30.768	20.705	19.166	1'43.011	305,2	15:03'01.504
33	32.401	30.892	20.702	19.101	1'43.096	301,8	15:04'44.600
34	32.331	30.692	20.634	19.113	1'42.770	304,4	15:06'27.370
35	32.351	37.346	22.826	27.936	2'00.459P	302,7	15:08'27.829

11° 60 M. VAN DER MARK (1'42.880)

Lap	Seg.1	Seg.2	Seg.3	Seg.4	Lap Time	km/h	Local Time
1		32.175	20.794	19.314			13:18'13.507
2	32.967	31.282	20.534	19.236	1'44.019	307,8	13:19'57.526
3	32.713	30.915	20.470	19.373	1'43.471	304,4	13:21'40.997
4	35.831	31.597	23.502	19.383	1'50.313	309,6	13:23'31.310
5	32.800	31.001	20.596	19.232	1'43.629	302,7	13:25'14.939
6	32.562	31.432	21.649	23.977	29'30.668	305,2	13:54'45.607
7	32.438	30.867	20.459	19.126	1'42.890	305,2	13:56'28.497
8	32.406	30.985	20.469	19.027	1'42.887	308,7	13:58'11.384
9	38.283	31.080	20.683	23.993	1'54.039P	307,0	14:00'05.423
10	7'34.339	31.168	20.614	19.166	8'45.287P		14:08'50.710
11	32.524	30.908	20.543	19.017	1'42.992	308,7	14:10'33.702
12	32.440	30.889	20.449	19.123	1'42.901	307,8	14:12'16.603
13	32.482	30.969	20.533	23.385	1'47.369P	310,5	14:14'03.972
14	17'45.518	31.282	20.767	19.201	18'56.768P		14:33'00.740
15	32.431	30.958	20.395	19.096	1'42.880	306,1	14:34'43.620

12° 36 L. MERCADO (1'43.062)

Lap	Seg.1	Seg.2	Seg.3	Seg.4	Lap Time	km/h	Local Time
1		32.705	21.088	19.729			13:20'46.440
2	32.958	30.927	20.633	19.611	1'44.129	299,3	13:22'30.569
3	34.420	35.046	27.206	19.688	1'56.360	300,2	13:24'26.929
4	32.958	30.921	20.422	19.613	1'43.914	292,1	13:26'10.843
5	32.900	30.965	20.586	19.633	1'44.084	294,5	13:27'54.927
6	32.913	30.846	20.480	19.657	1'43.896	298,5	13:29'38.823
7	35.627	32.134	21.072	23.868	1'52.701P	296,9	13:31'31.524
8	10'36.183	32.709	23.338	19.688	11'51.918P		13:43'23.442
9	33.027	30.960	20.663	19.592	1'44.242	296,9	13:45'07.684
10	33.188	31.041	20.673	19.753	1'44.655	294,5	13:46'52.339
11	41.250	33.326	21.297	24.567	2'00.440P	275,0	13:48'52.779
12	14'08.976	32.987	22.221	19.714	15'23.898P		14:04'16.677
13	32.852	30.841	20.445	19.486	1'43.624	301,8	14:06'00.301
14	32.697	30.808	20.334	19.567	1'43.406	301,8	14:07'43.707
15	32.842	30.946	20.454	19.615	1'43.857	296,9	14:09'27.564
16	34.395	31.755	21.386	23.566	1'51.102P	284,4	14:11'18.666
17	11'59.167	32.189	20.748	19.672	13'11.776P		14:24'30.442
18	32.958	30.947	20.551	19.525	1'43.981	294,5	14:26'14.423
19	32.744	31.017	20.387	19.536	1'43.684	301,8	14:27'58.107

10° 28 M. REITERBERGER (1'42.772)

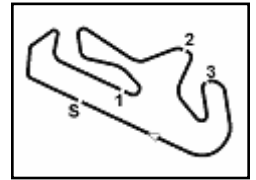
Lap	Seg.1	Seg.2	Seg.3	Seg.4	Lap Time	km/h	Local Time
1		33.956	24.249	19.276			13:16'56.444
2	32.745	31.068	20.488	19.159	1'43.460	295,3	13:18'39.904
3	37.170	33.419	21.681	19.579	1'51.849	302,7	13:20'31.753
4	32.952	30.976	20.519	19.256	1'43.703	296,9	13:22'15.456
5	36.112	34.974	21.893	19.754	1'52.733	303,5	13:24'08.189
6	32.945	30.892	20.548	19.448	1'43.833	298,5	13:25'52.022
7	35.646	33.285	22.247	23.488	1'54.666P	286,7	13:27'46.688
8	14'33.210	34.306	21.222	19.488	15'48.226P		13:43'34.914

25/08/2019 P = Pits In/Out - C = Lap Time Cancelled

These data/results cannot be reproduced, stored and/or transmitted in whole or in part by any manner of electronic, mechanical, photocopying, recording, broadcasting or otherwise now known or herein after developed without the previous express consent by the copyright owner, except for reproduction in daily press and regular printed publications on sale to the public within 60 days of the event related to those data/results and always provided that copyright symbol appears together as follows below.

© DORNA WSBK ORGANIZATION Srl 2019





Portimao 4.592 m

4 / 5

DWO Official Test Portimao, 24-25 August 2019 Chronological Analysis Sunday 2nd Session

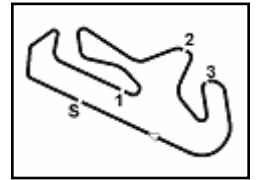
Lap	Seg.1	Seg.2	Seg.3	Seg.4	Lap Time	km/h	Local Time										
20	32.862	31.008	20.961	24.460	1'49.291P	300,2	14:29'47.398	2	33.274	33.490	21.722	19.646	1'48.132	295,3	13:20'44.134		
21	5'30.528	31.033	21.623	19.648	6'42.832P		14:36'30.230	3	39.102	32.800	20.921	19.580	1'52.403	305,2	13:22'36.537		
22	32.630	34.047	29.228	22.159	1'58.064	302,7	14:38'28.294	4	35.220	31.939	21.121	23.538	1'51.818P	301,8	13:24'28.355		
23	32.718	30.913	20.501	19.578	1'43.710	294,5	14:40'12.004	5	7'51.468	32.205	20.889	19.599	9'04.161P		13:33'32.516		
24	32.792	31.098	25.436	25.678	1'55.004P	294,5	14:42'07.008	6	33.166	31.616	20.807	19.401	1'44.990	293,7	13:35'17.506		
25	10'05.365	31.272	20.683	19.541	11'16.861P		14:53'23.869	7	32.963	31.479	20.678	19.559	1'44.679	296,1	13:37'02.185		
26	32.655	30.990	20.512	19.395	1'43.592	301,0	14:55'07.461	8	32.886	31.314	20.689	19.479	1'44.368	294,5	13:38'46.553		
27	32.657	31.033	20.554	27.639	1'51.883P	297,7	14:56'59.344	9	32.918	32.797	21.552	19.743	1'47.010	296,1	13:40'33.563		
28	6'31.011	32.034	23.879	19.472	7'46.396P		15:04'45.740	10	33.224	32.451	21.772	24.800	1'52.247P	295,3	13:42'25.810		
29	32.530	30.836	20.448	19.248	1'43.062	304,4	15:06'28.802	11	13'10.162	32.160	21.016	19.749	14'23.087P		13:56'48.897		
								12	33.226	31.416	20.664	19.612	1'44.918	293,7	13:58'33.815		
								13	35.542	32.224	21.074	19.541	1'48.381	305,2	14:00'22.196		
								14	33.058	31.321	20.815	19.440	1'44.634	293,7	14:02'06.830		
								15	33.025	31.512	20.683	19.738	1'44.958	293,7	14:03'51.788		
								16	34.500	33.238	21.944	24.442	1'54.124P	285,2	14:05'45.912		
								17	33'16.955	34.288	21.493	19.550	34'32.286P		14:40'18.198		
								18	33.106	32.390	21.039	19.510	1'46.045	298,5	14:42'04.243		
								19	33.103	31.233	20.647	19.440	1'44.423	291,3	14:43'48.666		
								20	33.569	32.593	21.140	19.490	1'46.792	296,1	14:45'35.458		
								21	32.980	31.330	20.634	19.435	1'44.379	299,3	14:47'19.837		
								22	32.754	31.230	20.652	19.367	1'44.003	300,2	14:49'03.840		
								23	33.246	33.026	21.436	24.762	1'52.470P	299,3	14:50'56.310		
								24	4'38.745	34.938	25.623	20.172	5'59.478P		14:56'55.788		
								25	33.343	32.157	21.067	19.438	1'46.005	291,3	14:58'41.793		
								26	33.064	31.328	20.653	19.403	1'44.448	303,5	15:00'26.241		
								27	32.709	31.513	20.644	19.368	1'44.234	301,8	15:02'10.475		
								28	32.935	31.470	20.908	19.406	1'44.719	300,2	15:03'55.194		
								29	32.917	31.230	20.705	19.398	1'44.250	300,2	15:05'39.444		
								30	34.464	32.637	21.893	23.854	1'52.848P	285,2	15:07'32.292		

13° 33 M. MELANDRI (1'43.156)							
Lap	Seg.1	Seg.2	Seg.3	Seg.4	Lap Time	km/h	Local Time
1		33.307	21.499	20.021			13:12'21.036
2	32.818	31.708	20.878	19.598	1'45.002	301,8	13:14'06.038
3	32.691	31.083	20.462	19.409	1'43.645	301,0	13:15'49.683
4	32.611	31.057	20.479	19.437	1'43.584	301,0	13:17'33.267
5	32.561	30.908	20.316	19.373	1'43.158	302,7	13:19'16.425
6	36.629	32.908	22.674	22.747	1'54.958P	296,9	13:21'11.383
7	17'26.300	33.209	21.419	19.847	18'40.775P		13:39'52.158
8	33.599	31.880	21.559	19.597	1'46.635	300,2	13:41'38.793
9	32.724	31.198	20.428	19.499	1'43.849	302,7	13:43'22.642
10	32.687	31.115	20.536	19.535	1'43.873	300,2	13:45'06.515
11	39.557	34.248	22.609	23.805	2'00.219P	298,5	13:47'06.734
12	18'06.108	33.153	21.427	19.977	19'20.665P		14:06'27.399
13	32.827	31.225	20.560	19.485	1'44.097	296,9	14:08'11.496
14	32.527	31.087	20.520	19.508	1'43.642	303,5	14:09'55.138
15	32.423	41.442	22.588	23.112	1'59.565P	300,2	14:11'54.703
16	13'48.672	32.528	20.937	19.855	15'01.992P		14:26'56.695
17	36.393	31.957	21.197	19.815	1'49.362	301,8	14:28'46.057
18	32.461	30.896	20.366	19.433	1'43.156	301,8	14:30'29.213
19	32.680	30.753	20.572	19.420	1'43.425	302,7	14:32'12.638
20	37.302	35.232	24.030	24.475	2'01.039P	295,3	14:34'13.677
21	8'42.906	33.963	21.132	19.907	9'57.908P		14:44'11.585
22	32.726	31.113	20.454	19.500	1'43.793	296,1	14:45'55.378
23	32.801	30.982	20.632	19.648	1'44.063	298,5	14:47'39.441
24	34.769	32.508	21.283	22.430	1'50.990P	296,9	14:49'30.431
25	12'46.253	32.191	21.020	19.675	13'59.139P		15:03'29.570
26	32.652	30.863	21.282	22.365	1'47.162P	301,0	15:05'16.732

14° 50 E. LAVERTY (1'43.337)							
Lap	Seg.1	Seg.2	Seg.3	Seg.4	Lap Time	km/h	Local Time
1		34.627	22.639	19.957			13:22'39.866
2	34.190	31.646	20.929	19.561	1'46.326	268,9	13:24'26.192
3	32.870	30.832	20.493	19.478	1'43.673	301,0	13:26'09.865
4	32.613	30.983	20.425	19.498	1'43.519	304,4	13:27'53.384
5	32.494	30.897	20.481	19.465	1'43.337	307,0	13:29'36.721
6	35.624	31.807	21.196	25.637	1'54.264P	301,8	13:31'30.985
7	44'38.662	34.268	21.965	19.775	45'54.670P		14:17'25.655
8	32.785	31.022	20.566	19.493	1'43.866	301,0	14:19'09.521
9	32.627	31.058	20.595	19.490	1'43.770	308,7	14:20'53.291
10	32.635	31.086	20.581	19.461	1'43.763	306,1	14:22'37.054
11	34.513	33.260	21.443	25.974	1'55.190P	303,5	14:24'32.244
12	27'36.088	32.511	20.922	19.415	28'48.936P		14:53'21.180
13	32.586	30.905	20.560	19.345	1'43.396	302,7	14:55'04.572
14	34.051	33.898	21.223	23.344	1'52.516P	301,0	14:56'57.096
15	6'11.748	31.827	20.668	19.534	7'23.777P		15:04'20.869
16	32.416	31.143	20.497	22.617	1'46.673P	307,0	15:06'07.542
17	2'11.456	35.567	22.717	26.010	3'35.750P		15:09'43.292

15° 13 T. TAKAHASHI (1'44.003)							
Lap	Seg.1	Seg.2	Seg.3	Seg.4	Lap Time	km/h	Local Time
1		33.281	21.325	19.808			13:18'56.002

16° 20 S. BARRIER (1'44.373)							
Lap	Seg.1	Seg.2	Seg.3	Seg.4	Lap Time	km/h	Local Time
1		32.021	21.171	19.877			13:14'20.661
2	33.365	31.634	21.069	19.660	1'45.728	303,5	13:16'06.389
3	33.319	31.869	24.500	19.794	1'49.482	306,1	13:17'55.871
4	33.465	31.564	21.083	20.140	1'46.252	288,2	13:19'42.123
5	33.554	41.291	23.596	20.377	1'58.818	295,3	13:21'40.941
6	35.539	31.736	22.690	19.980	1'49.945	296,9	13:23'30.886
7	33.647	31.382	21.457	19.875	1'46.361	296,9	13:25'17.247
8	33.605	32.274	21.166	19.719	1'46.764	301,8	13:27'04.011
9	33.226	31.381	20.971	19.818	1'45.396	298,5	13:28'49.407
10	33.367	31.968	21.374	24.329	1'51.038P	301,8	13:30'40.445
11	16'14.296	31.154	20.742	19.302	17'25.494P		13:48'05.939
12	33.255	31.857	21.049	21.713	1'47.874	292,1	13:49'53.813
13	33.540	31.945	20.964	19.393	1'45.842	300,2	13:51'39.655
14	32.790	31.184	20.947	19.554	1'44.475	295,3	13:53'24.130
15	32.772	32.345	21.554	22.895	1'49.566P	301,8	13:55'13.696
16	16'48.754	32.071	22.991	19.342	18'03.158P		14:13'16.854
17	32.946	31.024	20.951	19.489	1'44.410	294,5	14:15'01.264
18	33.108	31.517	20.930	19.727	1'45.282	301,8	14:16'46.546
19	33.097	31.315	22.052	20.385	1'46.849	297,7	14:18'33.395
20	34.271	31.554	21.049	23.607	1'50.481P	294,5	14:20'23.876
21	14'48.465	32.276	21.626	19.474	16'01.841P		14:36'25.717
22							



Portimao 4.592 m

DWO Official Test Portimao, 24-25 August 2019
Chronological Analysis Sunday 2nd Session

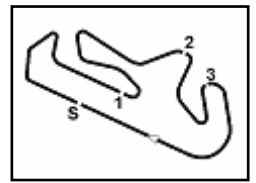
17° 23 R. KIYONARI (1'46.087)							
Lap	Seg.1	Seg.2	Seg.3	Seg.4	Lap Time	km/h	Local Time
1		39.784	21.728	19.648			13:19'46.054
2	37.270	32.569	21.196	19.544	1'50.579	296,1	13:21'36.633
3	41.208	32.136	21.616	19.659	1'54.619	292,1	13:23'31.252
4	40.603	31.808	21.040	19.571	1'53.022	274,3	13:25'24.274
5	33.458	35.105	24.788	19.628	1'52.979	289,7	13:27'17.253
6	33.351	31.874	21.229	19.633	1'46.087	287,4	13:29'03.340
7	39.549	33.801	22.692	28.298	2'04.340P	296,9	13:31'07.680

25/08/2019 P = Pits In/Out - C = Lap Time Cancelled

These data/results cannot be reproduced, stored and/or transmitted in whole or in part by any manner of electronic, mechanical, photocopying, recording, broadcasting or otherwise now known or herein after developed without the previous express consent by the copyright owner, except for reproduction in daily press and regular printed publications on sale to the public within 60 days of the event related to those data/results and always provided that copyright symbol appears together as follows below.

© DORNA WSBK ORGANIZATION Srl 2019





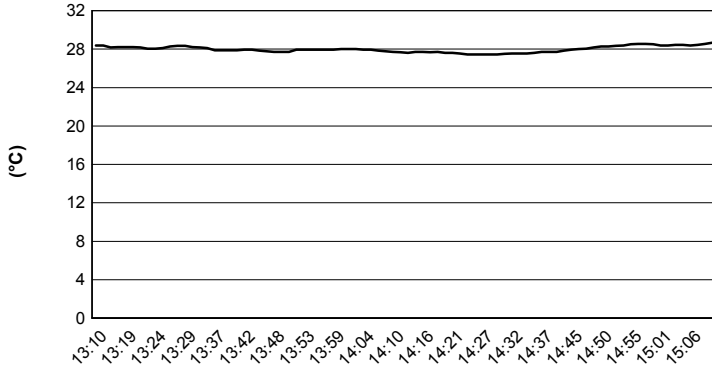
Portimao 4.592 m

DWO Official Test Portimao, 24-25 August 2019

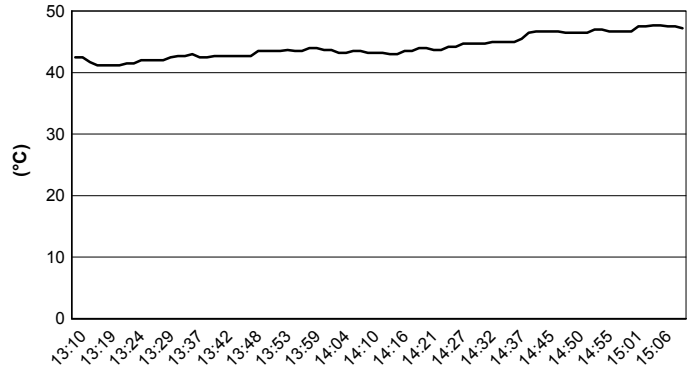
Weather Report Sunday 2nd Session

Session started 13:10 - Session ended 15:10

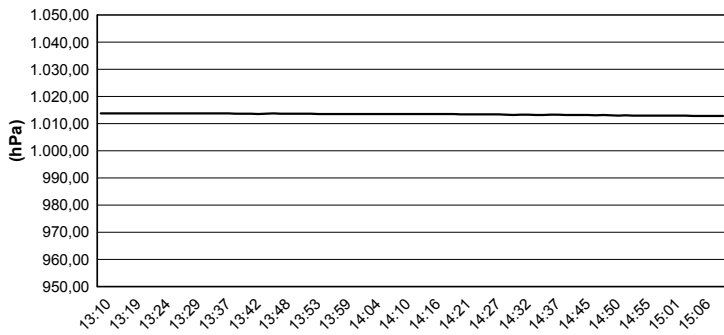
Air Temperature



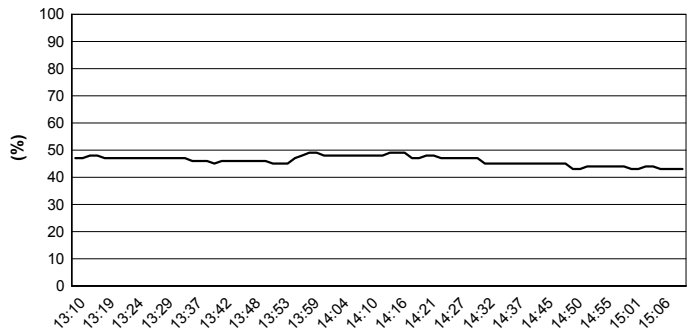
Track Temperature



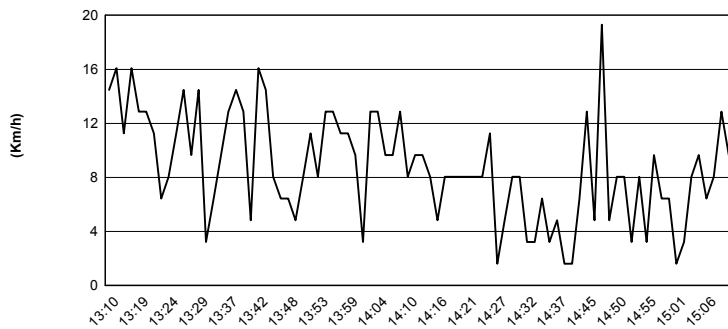
Air Pressure



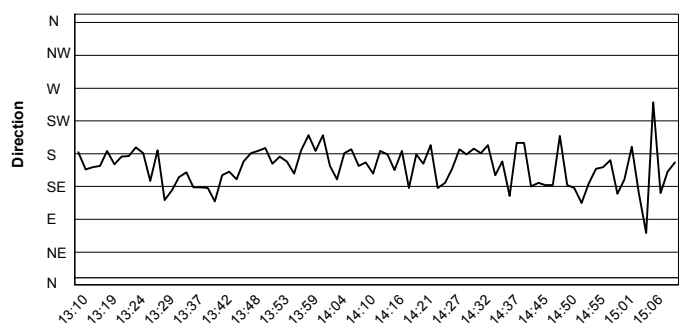
Humidity



Wind Speed



Wind Direction



25/08/2019

These data/results cannot be reproduced, stored and/or transmitted in whole or in part by any manner of electronic, mechanical, photocopying, recording, broadcasting or otherwise now known or herein after developed without the previous express consent by the copyright owner, except for reproduction in daily press and regular printed publications on sale to the public within 60 days of the event related to those data/results and always provided that copyright symbol appears together as follows below.

© DORNA WSBK ORGANIZATION Srl 2019