

DWO Official Test Portimao, 24-25 August 2019

Results Sunday 1st Session

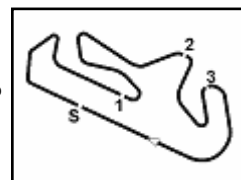
No.	Rider	Nat	Team	Bike	Class	Time	Gap	Rel.	Laps	Speed	
										Avg	Max
1	64 F. CARICASULO	ITA	BARDAHL Evan Bros. WorldSSP Team	Yamaha YZF R6		1'45.281			22	157,020	280,0
2	3 R. DE ROSA	ITA	MV AGUSTA Reparto Corse	MV Agusta F3 675		1'45.449	0.168	0.168	36	156,770	275,0
3	16 J. CLUZEL	FRA	GMT94 YAMAHA	Yamaha YZF R6		1'45.459	0.178	0.010	26	156,755	276,4
4	32 I. VINALES	ESP	Kallio Racing	Yamaha YZF R6		1'45.573	0.292	0.114	31	156,585	280,7
5	21 R. KRUMMENACHER	SUI	BARDAHL Evan Bros. WorldSSP Team	Yamaha YZF R6		1'45.627	0.346	0.054	14	156,505	270,9
6	86 A. BADOVINI	ITA	Team Pedercini Racing	Kawasaki ZX-6R		1'45.836	0.555	0.209	23	156,196	273,6
7	11 K. SMITH	GBR	Team Pedercini Racing	Kawasaki ZX-6R	ESS	1'45.950	0.669	0.114	32	156,028	275,0
8	94 C. PEROLARI	FRA	GMT94 YAMAHA	Yamaha YZF R6		1'46.145	0.864	0.195	29	155,742	272,3
9	61 G. RUIU	ITA	Team Toth	Yamaha YZF R6		1'46.422	1.141	0.277	29	155,336	270,2
10	36 T. GRADINGER	AUT	Kallio Racing	Yamaha YZF R6		1'46.565	1.284	0.143	26	155,128	274,3
11	95 J. DANILO	FRA	CIA Landlord Insurance Honda	Honda CBR600RR		1'46.798	1.517	0.233	32	154,789	271,6
12	74 J. VAN SIKKELERUS	NED	MPM WILSport Racedays	Honda CBR600RR		1'46.893	1.612	0.095	34	154,652	271,6
13	84 L. CRESSON	BEL	Kallio Racing	Yamaha YZF R6		1'47.241	1.960	0.348	31	154,150	278,6
14	10 N. CALERO	ESP	Orelac Racing VerdNatura	Kawasaki ZX-6R		1'47.660	2.379	0.419	30	153,550	268,9
15	22 F. FULIGNI	ITA	MV AGUSTA Reparto Corse	MV Agusta F3 675		1'47.743	2.462	0.083	26	153,432	271,6
16	31 D. VALLE	ESP	MS Racing	Yamaha YZF R6		1'47.934	2.653	0.191	36	153,160	275,0
17	47 R. HARTOG	NED	Team Hartog - Against Cancer	Kawasaki ZX-6R		1'48.360	3.079	0.426	19	152,558	272,9
18	67 G. MATERN	FRA	Flembo Leader Team	Kawasaki ZX-6R	ESS	1'51.829	6.548	3.469	23	147,826	258,0
19	38 H. SOOMER	EST	MPM WILSport Racedays	Honda CBR600RR					0		

AIR	Humidity:	42%	Temp:	28°C
TRACK	Condition:		Temp:	41°C

25/08/2019 Start 11:10 End 13:02 The results are provisional until the end of the time limit for protests and appeals and the completion of the technical checks.

These data/results cannot be reproduced, stored and/or transmitted in whole or in part by any manner of electronic, mechanical, photocopying, recording, broadcasting or otherwise now known or herein after developed without the previous express consent by the copyright owner, except for reproduction in daily press and regular printed publications on sale to the public within 60 days of the event related to those data/results and always provided that copyright symbol appears together as follows below.

© DORNA WSBK ORGANIZATION Srl 2019



DWO Official Test Portimao, 24-25 August 2019

Results Sunday 1st Session

Session Highlights

Local Time	No. Rider	Description
11.10.00		Start
12.14.33	64 F. CARICASULO	Crashed - Turn 7
12.15.00	64 F. CARICASULO	Re-joined
13.02.08		End Of Session

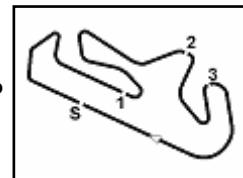
Fastest Laps Sequence

No.	Rider	Nat	Team	Bike	Local Time	Time	Gap	Avg
95	J. DANILO	FRA	CIA Landlord Insurance Honda	Honda CBR600RR	11:14'13.458	1'48.411		152,486
94	C. PEROLARI	FRA	GMT94 YAMAHA	Yamaha YZF R6	11:14'44.081	1'48.351	-0.060	152,571
36	T. GRADINGER	AUT	Kallio Racing	Yamaha YZF R6	11:14'44.378	1'47.461	-0.890	153,834
64	F. CARICASULO	ITA	BARDAHL Evan Bros. WorldSSP Team	Yamaha YZF R6	11:14'47.803	1'47.375	-0.086	153,958
16	J. CLUZEL	FRA	GMT94 YAMAHA	Yamaha YZF R6	11:15'16.576	1'46.753	-0.622	154,855
21	R. KRUMMENACHER	SUI	BARDAHL Evan Bros. WorldSSP Team	Yamaha YZF R6	11:16'26.348	1'45.627	-1.126	156,505
16	J. CLUZEL	FRA	GMT94 YAMAHA	Yamaha YZF R6	11:17'02.048	1'45.472	-0.155	156,735
64	F. CARICASULO	ITA	BARDAHL Evan Bros. WorldSSP Team	Yamaha YZF R6	11:21'50.929	1'45.412	-0.060	156,825
64	F. CARICASULO	ITA	BARDAHL Evan Bros. WorldSSP Team	Yamaha YZF R6	12:13'02.302	1'45.281	-0.131	157,020

Start 11:10 End 13:02 The results are provisional until the end of the time limit for protests and appeals and the completion of the technical checks.

These data/results cannot be reproduced, stored and/or transmitted in whole or in part by any manner of electronic, mechanical, photocopying, recording, broadcasting or otherwise now known or herein after developed without the previous express consent by the copyright owner, except for reproduction in daily press and regular printed publications on sale to the public within 60 days of the event related to those data/results and always provided that copyright symbol appears together as follows below.

© DORNA WSBK ORGANIZATION Srl 2019



Portimao 4.592 m

DWO Official Test Portimao, 24-25 August 2019

Best Sectors & Speed Sunday 1st Session

BEST LAP			
1	64 F. CARICASULO	Yamaha YZF R6	1'45.281
2	3 R. DE ROSA	MV Agusta F3 675	1'45.449
3	16 J. CLUZEL	Yamaha YZF R6	1'45.459
4	32 I. VINALES	Yamaha YZF R6	1'45.573
5	21 R. KRUMMENACHER	Yamaha YZF R6	1'45.627
6	86 A. BADOVINI	Kawasaki ZX-6R	1'45.836
7	11 K. SMITH	Kawasaki ZX-6R	1'45.950
8	94 C. PEROLARI	Yamaha YZF R6	1'46.145
9	61 G. RUIU	Yamaha YZF R6	1'46.422
10	36 T. GRADINGER	Yamaha YZF R6	1'46.565
11	95 J. DANILO	Honda CBR600RR	1'46.798
12	74 J. VAN SIKKELERUS	Honda CBR600RR	1'46.893
13	84 L. CRESSON	Yamaha YZF R6	1'47.241
14	10 N. CALERO	Kawasaki ZX-6R	1'47.660
15	22 F. FULIGNI	MV Agusta F3 675	1'47.743
16	31 D. VALLE	Yamaha YZF R6	1'47.934
17	47 R. HARTOG	Kawasaki ZX-6R	1'48.360
18	67 G. MATERN	Kawasaki ZX-6R	1'51.829
19	38 H. SOOMER	Honda CBR600RR	

SPEED			
1	32 I. VINALES	Yamaha YZF R6	280,7
2	64 F. CARICASULO	Yamaha YZF R6	280,0
3	84 L. CRESSON	Yamaha YZF R6	278,6
4	16 J. CLUZEL	Yamaha YZF R6	276,4
5	3 R. DE ROSA	MV Agusta F3 675	275,0
6	11 K. SMITH	Kawasaki ZX-6R	275,0
7	31 D. VALLE	Yamaha YZF R6	275,0
8	36 T. GRADINGER	Yamaha YZF R6	274,3
9	86 A. BADOVINI	Kawasaki ZX-6R	273,6
10	47 R. HARTOG	Kawasaki ZX-6R	272,9
11	94 C. PEROLARI	Yamaha YZF R6	272,3
12	74 J. VAN SIKKELERUS	Honda CBR600RR	271,6
13	22 F. FULIGNI	MV Agusta F3 675	271,6
14	95 J. DANILO	Honda CBR600RR	271,6
15	21 R. KRUMMENACHER	Yamaha YZF R6	270,9
16	61 G. RUIU	Yamaha YZF R6	270,2
17	10 N. CALERO	Kawasaki ZX-6R	268,9
18	67 G. MATERN	Kawasaki ZX-6R	258,0

SEG. 1		SEG. 2		SEG. 3		SEG. 4		
1	64 F. CARICASULO	33.511	1	21 R. KRUMMENACHER	31.141	1	16 J. CLUZEL	19.699
2	32 I. VINALES	33.640	2	3 R. DE ROSA	31.187	2	3 R. DE ROSA	19.713
3	16 J. CLUZEL	33.653	3	64 F. CARICASULO	31.255	3	64 F. CARICASULO	19.747
4	3 R. DE ROSA	33.653	4	32 I. VINALES	31.290	4	11 K. SMITH	19.755
5	86 A. BADOVINI	33.677	5	16 J. CLUZEL	31.305	5	16 J. CLUZEL	19.778
6	11 K. SMITH	33.767	6	86 A. BADOVINI	31.370	6	86 A. BADOVINI	19.788
7	94 C. PEROLARI	33.794	7	11 K. SMITH	31.409	7	11 K. SMITH	19.809
8	21 R. KRUMMENACHER	33.835	8	94 C. PEROLARI	31.548	8	36 T. GRADINGER	19.821
9	95 J. DANILO	33.909	9	36 T. GRADINGER	31.633	9	61 G. RUIU	19.846
10	61 G. RUIU	33.926	10	61 G. RUIU	31.652	10	94 C. PEROLARI	19.876
11	36 T. GRADINGER	33.958	11	74 J. VAN SIKKELERUS	31.804	11	10 N. CALERO	19.878
12	74 J. VAN SIKKELERUS	34.066	12	84 L. CRESSON	31.812	12	95 J. DANILO	19.906
13	84 L. CRESSON	34.221	13	95 J. DANILO	31.827	13	74 J. VAN SIKKELERUS	19.938
14	31 D. VALLE	34.344	14	10 N. CALERO	31.894	14	84 L. CRESSON	19.959
15	22 F. FULIGNI	34.417	15	22 F. FULIGNI	31.961	15	22 F. FULIGNI	20.042
16	47 R. HARTOG	34.474	16	31 D. VALLE	32.048	16	31 D. VALLE	20.089
17	10 N. CALERO	34.574	17	47 R. HARTOG	32.251	17	47 R. HARTOG	20.263
18	67 G. MATERN	35.979	18	67 G. MATERN	33.128	18	67 G. MATERN	20.557

25/08/2019

These data/results cannot be reproduced, stored and/or transmitted in whole or in part by any manner of electronic, mechanical, photocopying, recording, broadcasting or otherwise now known or herein after developed without the previous express consent by the copyright owner, except for reproduction in daily press and regular printed publications on sale to the public within 60 days of the event related to those data/results and always provided that copyright symbol appears together as follows below.

© DORNA WSBK ORGANIZATION Srl 2019

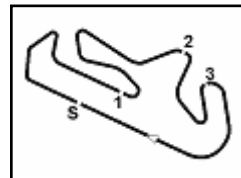
FICR PERUGIA TIMING



Official Tyre Supplier



Official Timekeeper



Portimao 4.592 m

DWO Official Test Portimao, 24-25 August 2019

Ideal Times Sunday 1st Session

No.	Rider	Nat	Bike	Seg. 1	Seg. 2	Seg. 3	Seg. 4	Ideal Time			
				Diff. 1	Diff. 2	Diff. 3	Diff. 4	Best Lap	Pos.	Diff.	
1	64 F. CARICASULO	ITA	Yamaha YZF R6	33.511 +0.027	31.255 +0.034	20.583 +0.031	19.747 +0.093	1'45.096 1'45.281	1	0.185	
2	3 R. DE ROSA	ITA	MV Agusta F3 675	33.653 +0.111	31.187 +0.102	20.609 +0.074	19.713	1'45.162 1'45.449	2	0.287	
3	16 J. CLUZEL	FRA	Yamaha YZF R6	33.653 +0.009	31.305	20.659	19.699 +0.134	1'45.316 1'45.459	3	0.143	
4	32 I. VINALES	ESP	Yamaha YZF R6	33.640	31.290 +0.095	20.614 +0.054	19.846 +0.034	1'45.390 1'45.573	4	0.183	
5	21 R. KRUMMENACHER	SUI	Yamaha YZF R6	33.835 +0.127	31.141	20.610	19.821 +0.093	1'45.407 1'45.627	5	0.220	
6	86 A. BADOVINI	ITA	Kawasaki ZX-6R	33.677 +0.018	31.370 +0.015	20.708 +0.197	19.778 +0.073	1'45.533 1'45.836	6	0.303	
7	11 K. SMITH	GBR	Kawasaki ZX-6R	33.767 +0.007	31.409 +0.246	20.766	19.755	1'45.697 1'45.950	7	0.253	
8	94 C. PEROLARI	FRA	Yamaha YZF R6	33.794	31.548 +0.014	20.901	19.788 +0.100	1'46.031 1'46.145	8	0.114	
9	36 T. GRADINGER	AUT	Yamaha YZF R6	33.958	31.633 +0.011	20.787 +0.299	19.809 +0.068	1'46.187 1'46.565	10	0.378	
10	61 G. RUIJU	ITA	Yamaha YZF R6	33.926	31.652 +0.064	20.791	19.878 +0.111	1'46.247 1'46.422	9	0.175	
11	95 J. DANILO	FRA	Honda CBR600RR	33.909 +0.059	31.827	20.987 +0.078	19.938	1'46.661 1'46.798	11	0.137	
12	74 J. VAN SIKKELERUS	NED	Honda CBR600RR	34.066	31.804	21.055	19.959 +0.009	1'46.884 1'46.893	12	0.009	
13	84 L. CRESSON	BEL	Yamaha YZF R6	34.221 +0.033	31.812 +0.051	21.140 +0.051	19.876 +0.057	1'47.049 1'47.241	13	0.192	
14	10 N. CALERO	ESP	Kawasaki ZX-6R	34.574 +0.095	31.894	20.963	19.906 +0.228	1'47.337 1'47.660	14	0.323	
15	22 F. FULIGNI	ITA	MV Agusta F3 675	34.417	31.961	21.165	20.042 +0.158	1'47.585 1'47.743	15	0.158	
16	31 D. VALLE	ESP	Yamaha YZF R6	34.344 +0.142	32.048 +0.050	21.242 +0.002	20.089 +0.017	1'47.723 1'47.934	16	0.211	
17	47 R. HARTOG	NED	Kawasaki ZX-6R	34.474 +0.020	32.251 +0.055	21.166	20.263 +0.131	1'48.154 1'48.360	17	0.206	
18	67 G. MATERN	FRA	Kawasaki ZX-6R	35.979 +0.129	33.128	21.799 +0.146	20.557 +0.091	1'51.463 1'51.829	18	0.366	
	38 H. SOOMER	EST	Honda CBR600RR	Missing Sector							
Overall Ideal Time				33.511	31.141	20.583	19.699	1'44.934			

25/08/2019

These data/results cannot be reproduced, stored and/or transmitted in whole or in part by any manner of electronic, mechanical, photocopying, recording, broadcasting or otherwise now known or herein after developed without the previous express consent by the copyright owner, except for reproduction in daily press and regular printed publications on sale to the public within 60 days of the event related to those data/results and always provided that copyright symbol appears together as follows below.

© DORNA WSBK ORGANIZATION Srl 2019

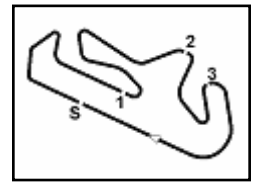
FICR PERUGIA TIMING



Official Tyre Supplier



Official Timekeeper



Portimao 4.592 m

DWO Official Test Portimao, 24-25 August 2019

Chronological Analysis Sunday 1st Session

23	34.427	32.491	21.495	20.207	1'48.620	269,6	12:13'09.675	23	36.042	33.320	21.799	20.677	1'51.838	256,8	12:57'39.887
24	34.446	32.482	21.528	20.299	1'48.755	270,2	12:14'58.430	24	41.002	33.837	27.849	23.824	2'06.512P	256,8	12:59'46.399
25	39.997	37.685	24.661	27.267	2'09.610P	267,6	12:17'08.040								
26	11'36.490	34.490	23.252	20.478	12'54.710P		12:30'02.750								
27	34.442	32.409	21.446	20.122	1'48.419	271,6	12:31'51.169								
28	34.435	32.420	21.635	20.167	1'48.657	270,2	12:33'39.826								
29	34.573	32.445	21.616	20.447	1'49.081	270,2	12:35'28.907								
30	42.178	39.043	25.073	27.467	2'13.761P	268,2	12:37'42.668								
31	9'53.541	32.969	22.109	20.221	11'08.840P		12:48'51.508								
32	34.640	32.048	21.371	20.211	1'48.270	269,6	12:50'39.778								
33	42.395	35.960	21.242	20.150	1'59.747	268,9	12:52'39.525								
34	36.597	50.704	35.072	20.359	2'22.732	270,2	12:55'02.257								
35	34.656	32.503	21.738	26.144	1'55.041	270,2	12:56'57.298								
36	34.486	32.098	21.244	20.106	1'47.934	264,9	12:58'45.232								
37	34.561	32.072	21.372	20.218	1'48.223	275,0	13:00'33.455								

17° 47 R. HARTOG (1'48.360)

Lap	Seg.1	Seg.2	Seg.3	Seg.4	Lap Time	km/h	Local Time
1		34.275	22.976	20.969			11:12'52.099
2	35.182	32.934	21.638	20.405	1'50.159	267,6	11:14'42.258
3	34.933	33.408	21.979	20.463	1'50.783	272,3	11:16'33.041
4	34.704	34.317	21.770	20.428	1'51.219	272,9	11:18'24.260
5	34.889	32.517	21.295	20.345	1'49.046	268,9	11:20'13.306
6	34.494	32.306	21.166	20.394	1'48.360	267,6	11:22'01.666
7	34.494	32.528	26.398	35.763	2'09.183P	264,9	11:24'10.849
8	17'00.176	33.669	22.072	20.839	18'16.756P		11:42'27.605
9	34.867	33.038	21.801	20.477	1'50.183	268,2	11:44'17.788
10	34.943	32.748	21.500	20.390	1'49.581	266,9	11:46'07.369
11	34.532	32.481	21.623	20.395	1'49.031	268,9	11:47'56.400
12	37.328	36.926	25.539	26.164	2'05.957P	268,2	11:50'02.357
13	8'49.444	34.993	22.388	20.636	10'07.461P		12:00'09.818
14	36.451	32.963	21.728	20.401	1'51.543	268,2	12:02'01.361
15	34.528	32.405	21.506	20.333	1'48.772	269,6	12:03'50.133
16	34.631	32.543	21.627	20.406	1'49.207	269,6	12:05'39.340
17	34.817	32.588	21.515	20.263	1'49.183	270,2	12:07'28.523
18	34.474	32.429	21.266	20.438	1'48.607	269,6	12:09'17.130
19	34.509	32.251	21.488	20.463	1'48.711	270,9	12:11'05.841
20	42.421	37.616	24.389	27.882	2'12.308P	270,9	12:13'18.149

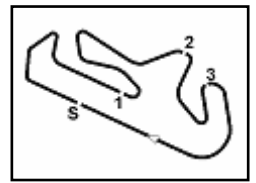
18° 67 G. MATERN (1'51.829)

Lap	Seg.1	Seg.2	Seg.3	Seg.4	Lap Time	km/h	Local Time
1		35.733	23.292	24.887			11:15'40.868
2	1'58.943	34.292	22.797	20.967	3'16.999P		11:18'57.867
3	37.062	34.261	22.324	21.021	1'54.668	252,0	11:20'52.535
4	37.161	33.793	22.431	20.627	1'54.012	246,3	11:22'46.547
5	36.349	33.375	22.117	20.849	1'52.690	252,6	11:24'39.237
6	37.647	36.554	22.489	24.013	2'00.703P	247,4	11:26'39.940
7	18'32.885	34.306	22.643	21.411	19'51.245P		11:46'31.185
8	36.839	33.833	22.374	21.050	1'54.096	254,4	11:48'25.281
9	36.739	33.579	22.354	20.896	1'53.568	256,8	11:50'18.849
10	40.953	34.129	22.260	24.190	2'01.532P	253,8	11:52'20.381
11	14'40.035	34.283	22.432	21.207	15'57.957P		12:08'18.338
12	36.379	33.347	22.152	20.557	1'52.435	256,2	12:10'10.773
13	36.105	33.457	22.092	20.611	1'52.265	258,0	12:12'03.038
14	36.031	33.384	22.264	20.576	1'52.255	257,4	12:13'55.293
15	37.737	35.687	23.231	25.794	2'02.449P	251,4	12:15'57.742
16	14'05.647	34.515	22.488	20.850	15'23.500P		12:31'21.242
17	36.492	33.778	22.340	21.189	1'53.799	255,6	12:33'15.041
18	35.979	34.694	21.993	20.681	1'53.347	255,6	12:35'08.388
19	36.108	33.128	21.945	20.648	1'51.829	257,4	12:37'00.217
20	36.421	34.111	22.276	23.833	1'56.641P	253,2	12:38'56.858
21	13'41.281	34.067	22.575	20.858	14'58.781P		12:53'55.639
22	36.131	33.527	22.124	20.628	1'52.410	256,2	12:55'48.049

25/08/2019 P = Pits In/Out - C = Lap Time Cancelled

These data/results cannot be reproduced, stored and/or transmitted in whole or in part by any manner of electronic, mechanical, photocopying, recording, broadcasting or otherwise now known or herein after developed without the previous express consent by the copyright owner, except for reproduction in daily press and regular printed publications on sale to the public within 60 days of the event related to those data/results and always provided that copyright symbol appears together as follows below.

© DORNA WSBK ORGANIZATION Srl 2019



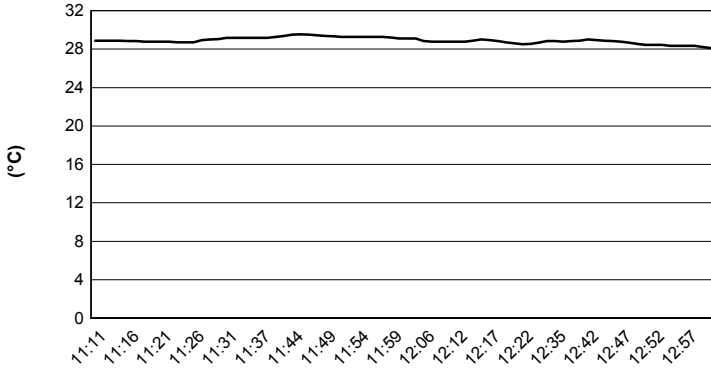
Portimao 4.592 m

DWO Official Test Portimao, 24-25 August 2019

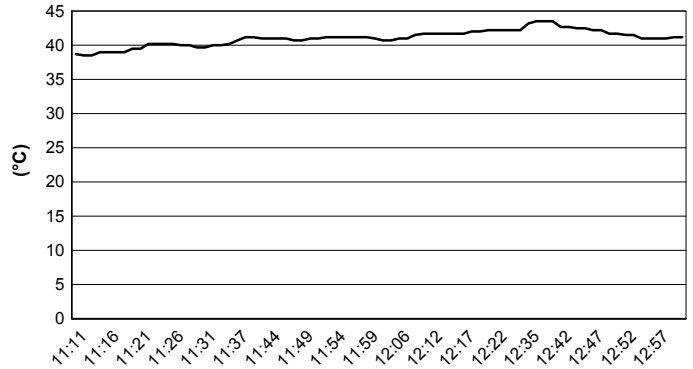
Weather Report Sunday 1st Session

Session started 11:10 - Session ended 13:02

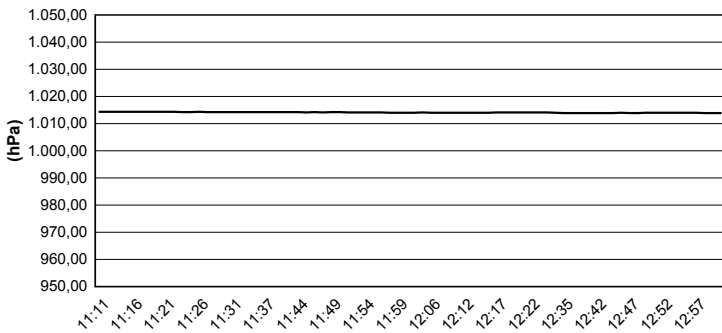
Air Temperature



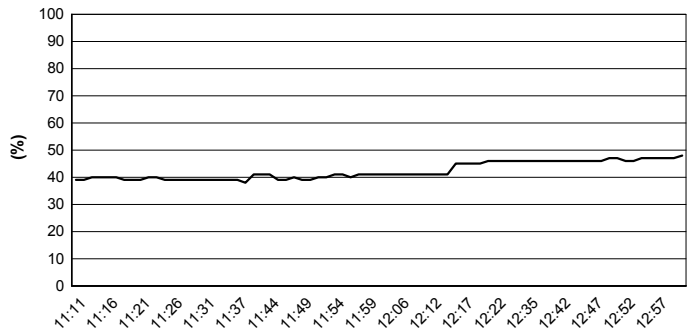
Track Temperature



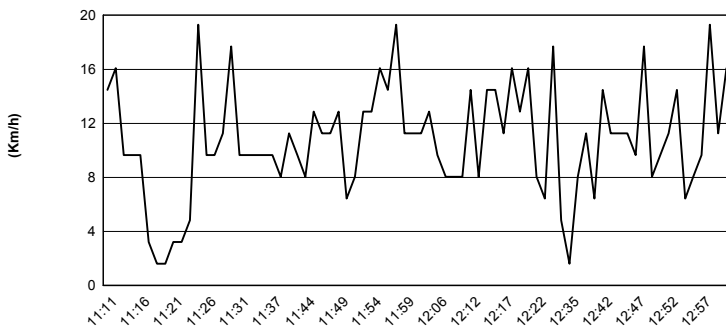
Air Pressure



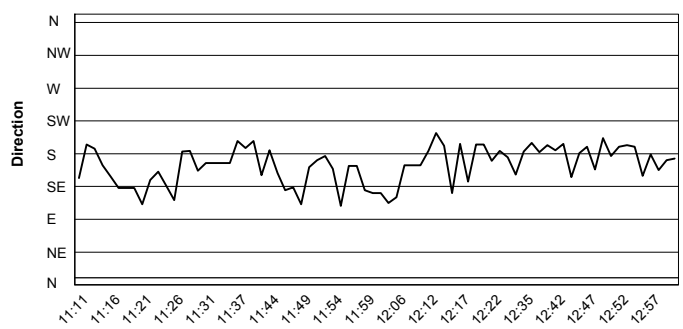
Humidity



Wind Speed



Wind Direction



25/08/2019

These data/results cannot be reproduced, stored and/or transmitted in whole or in part by any manner of electronic, mechanical, photocopying, recording, broadcasting or otherwise now known or herein after developed without the previous express consent by the copyright owner, except for reproduction in daily press and regular printed publications on sale to the public within 60 days of the event related to those data/results and always provided that copyright symbol appears together as follows below.

© DORNA WSBK ORGANIZATION Srl 2019

