

Portimao 4.592 m

DWO Official Test Portimao, 24-25 August 2019

Saturday - Sunday

No.	Rider	Nat	Team	Bike	Class	FP 1	FP 2	FP 3	FP 4	Time	Gap	Rel.	Laps
1	64 F. CARICASULO	ITA	BARDAHL Evan Bros. WorldSSP Team	Yamaha YZF R6		1'45.635	1'45.821	1'45.281	1'45.726	1'45.281			102
2	21 R. KRUMMENACHER	SUI	BARDAHL Evan Bros. WorldSSP Team	Yamaha YZF R6		1'45.717	1'45.392	1'45.627	1'46.234	1'45.392	0.111	0.111	83
3	3 R. DE ROSA	ITA	MV AGUSTA Reparto Corse	MV Agusta F3 675		1'46.120	1'45.774	1'45.449	1'46.189	1'45.449	0.168	0.057	120
4	16 J. CLUZEL	FRA	GMT94 YAMAHA	Yamaha YZF R6		1'45.849	1'45.700	1'45.459	1'46.289	1'45.459	0.178	0.010	91
5	32 I. VINALES	ESP	Kallio Racing	Yamaha YZF R6		1'46.026	1'45.778	1'45.573	1'46.433	1'45.573	0.292	0.114	110
6	86 A. BADOVINI	ITA	Team Pedercini Racing	Kawasaki ZX-6R		1'46.343	1'46.506	1'45.836	1'46.698	1'45.836	0.555	0.263	94
7	11 K. SMITH	GBR	Team Pedercini Racing	Kawasaki ZX-6R	ESS	1'46.960	1'47.147	1'45.950	1'47.106	1'45.950	0.669	0.114	106
8	94 C. PEROLARI	FRA	GMT94 YAMAHA	Yamaha YZF R6		1'46.570	1'47.012	1'46.145	1'46.477	1'46.145	0.864	0.195	94
9	61 G. RUIU	ITA	Team Toth	Yamaha YZF R6		1'47.338	1'47.874	1'46.422	1'47.246	1'46.422	1.141	0.277	104
10	36 T. GRADINGER	AUT	Kallio Racing	Yamaha YZF R6		1'46.569	1'47.141	1'46.565		1'46.565	1.284	0.143	74
11	95 J. DANILO	FRA	CIA Landlord Insurance Honda	Honda CBR600RR		1'47.455	1'47.452	1'46.798	1'47.461	1'46.798	1.517	0.233	106
12	74 J. VAN SIKKELERUS	NED	MPM WILSport Racedays	Honda CBR600RR		1'48.593	1'47.361	1'46.893	1'47.771	1'46.893	1.612	0.095	111
13	84 L. CRESSON	BEL	Kallio Racing	Yamaha YZF R6		1'47.579	1'48.495	1'47.241	1'47.843	1'47.241	1.960	0.348	88
14	10 N. CALERO	ESP	Orelac Racing VerdNatura	Kawasaki ZX-6R		1'48.066	1'47.992	1'47.660	1'48.360	1'47.660	2.379	0.419	95
15	22 F. FULIGNI	ITA	MV AGUSTA Reparto Corse	MV Agusta F3 675		1'48.608	1'48.708	1'47.743	1'48.483	1'47.743	2.462	0.083	104
16	38 H. SOOMER	EST	MPM WILSport Racedays	Honda CBR600RR			1'47.925			1'47.925	2.644	0.182	18
17	31 D. VALLE	ESP	MS Racing	Yamaha YZF R6		1'49.521	1'49.120	1'47.934	1'47.946	1'47.934	2.653	0.009	125
18	47 R. HARTOG	NED	Team Hartog - Against Cancer	Kawasaki ZX-6R		1'49.420	1'48.492	1'48.360	1'48.367	1'48.360	3.079	0.426	79
19	67 G. MATERN	FRA	Flembo Leader Team	Kawasaki ZX-6R	ESS	1'55.393	1'53.945	1'51.829		1'51.829	6.548	3.469	64

25/08/2019

These data/results cannot be reproduced, stored and/or transmitted in whole or in part by any manner of electronic, mechanical, photocopying, recording, broadcasting or otherwise now known or herein after developed without the previous express consent by the copyright owner, except for reproduction in daily press and regular printed publications on sale to the public within 60 days of the event related to those data/results and always provided that copyright symbol appears together as follows below.

© DORNA WSBK ORGANIZATION Srl 2019

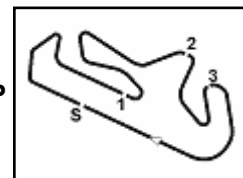
FICR PERUGIA TIMING



Official Tyre Supplier



Official Timekeeper



DWO Official Test Portimao, 24-25 August 2019

Day 2

No.	Rider	Nat	Team	Bike	Class	FP1	FP2	Time	Gap	Rel.	Avg	LL
1	64 F. CARICASULO	ITA	BARDAHL Evan Bros. WorldSSP Team	Yamaha YZF R6		1'45.281	1'45.726	1'45.281			157,020	44
2	3 R. DE ROSA	ITA	MV AGUSTA Reparto Corse	MV Agusta F3 675		1'45.449	1'46.189	1'45.449	0.168	0.168	156,770	57
3	16 J. CLUZEL	FRA	GMT94 YAMAHA	Yamaha YZF R6		1'45.459	1'46.289	1'45.459	0.178	0.010	156,755	35
4	32 I. VINALES	ESP	Kallio Racing	Yamaha YZF R6		1'45.573	1'46.433	1'45.573	0.292	0.114	156,585	64
5	21 R. KRUMMENACHER	SUI	BARDAHL Evan Bros. WorldSSP Team	Yamaha YZF R6		1'45.627	1'46.234	1'45.627	0.346	0.054	156,505	28
6	86 A. BADOVINI	ITA	Team Pedercini Racing	Kawasaki ZX-6R		1'45.836	1'46.698	1'45.836	0.555	0.209	156,196	43
7	11 K. SMITH	GBR	Team Pedercini Racing	Kawasaki ZX-6R	ESS	1'45.950	1'47.106	1'45.950	0.669	0.114	156,028	57
8	94 C. PEROLARI	FRA	GMT94 YAMAHA	Yamaha YZF R6		1'46.145	1'46.477	1'46.145	0.864	0.195	155,742	49
9	61 G. RUIU	ITA	Team Toth	Yamaha YZF R6		1'46.422	1'47.246	1'46.422	1.141	0.277	155,336	57
10	36 T. GRADINGER	AUT	Kallio Racing	Yamaha YZF R6		1'46.565		1'46.565	1.284	0.143	155,128	26
11	95 J. DANILO	FRA	CIA Landlord Insurance Honda	Honda CBR600RR		1'46.798	1'47.461	1'46.798	1.517	0.233	154,789	55
12	74 J. VAN SIKKELERUS	NED	MPM WILSport Racedays	Honda CBR600RR		1'46.893	1'47.771	1'46.893	1.612	0.095	154,652	63
13	84 L. CRESSON	BEL	Kallio Racing	Yamaha YZF R6		1'47.241	1'47.843	1'47.241	1.960	0.348	154,150	42
14	10 N. CALERO	ESP	Orelac Racing VerdNatura	Kawasaki ZX-6R		1'47.660	1'48.360	1'47.660	2.379	0.419	153,550	41
15	22 F. FULIGNI	ITA	MV AGUSTA Reparto Corse	MV Agusta F3 675		1'47.743	1'48.483	1'47.743	2.462	0.083	153,432	51
16	31 D. VALLE	ESP	MS Racing	Yamaha YZF R6		1'47.934	1'47.946	1'47.934	2.653	0.191	153,160	65
17	47 R. HARTOG	NED	Team Hartog - Against Cancer	Kawasaki ZX-6R		1'48.360	1'48.367	1'48.360	3.079	0.426	152,558	30
18	67 G. MATERN	FRA	Flembbo Leader Team	Kawasaki ZX-6R	ESS	1'51.829		1'51.829	6.548	3.469	147,826	23
19	38 H. SOOMER	EST	MPM WILSport Racedays	Honda CBR600RR								0

25/08/2019

These data/results cannot be reproduced, stored and/or transmitted in whole or in part by any manner of electronic, mechanical, photocopying, recording, broadcasting or otherwise now known or herein after developed without the previous express consent by the copyright owner, except for reproduction in daily press and regular printed publications on sale to the public within 60 days of the event related to those data/results and always provided that copyright symbol appears together as follows below.

© DORNA WSBK ORGANIZATION Srl 2019

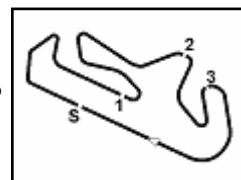
FICR PERUGIA TIMING



Official Tyre Supplier



Official Timekeeper



DWO Official Test Portimao, 24-25 August 2019

Results Sunday 2nd Session

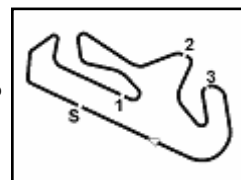
No.	Rider	Nat	Team	Bike	Class	Time	Gap	Rel.	Laps	Speed	
										Avg	Max
1	64 F. CARICASULO	ITA	BARDAHL Evan Bros. WorldSSP Team	Yamaha YZF R6		1'45.726			22	156,359	275,7
2	3 R. DE ROSA	ITA	MV AGUSTA Reparto Corse	MV Agusta F3 675		1'46.189	0.463	0.463	21	155,677	261,1
3	21 R. KRUMMENACHER	SUI	BARDAHL Evan Bros. WorldSSP Team	Yamaha YZF R6		1'46.234	0.508	0.045	14	155,611	267,6
4	16 J. CLUZEL	FRA	GMT94 YAMAHA	Yamaha YZF R6		1'46.289	0.563	0.055	9	155,531	267,6
5	32 I. VINALES	ESP	Kallio Racing	Yamaha YZF R6		1'46.433	0.707	0.144	33	155,320	269,6
6	94 C. PEROLARI	FRA	GMT94 YAMAHA	Yamaha YZF R6		1'46.477	0.751	0.044	20	155,256	272,3
7	86 A. BADOVINI	ITA	Team Pedercini Racing	Kawasaki ZX-6R		1'46.698	0.972	0.221	20	154,934	266,9
8	11 K. SMITH	GBR	Team Pedercini Racing	Kawasaki ZX-6R	ESS	1'47.106	1.380	0.408	25	154,344	270,2
9	61 G. RUIU	ITA	Team Toth	Yamaha YZF R6		1'47.246	1.520	0.140	28	154,143	270,2
10	95 J. DANILO	FRA	CIA Landlord Insurance Honda	Honda CBR600RR		1'47.461	1.735	0.215	23	153,834	266,9
11	74 J. VAN SIKKELERUS	NED	MPM WILSport Racedays	Honda CBR600RR		1'47.771	2.045	0.310	29	153,392	266,9
12	84 L. CRESSON	BEL	Kallio Racing	Yamaha YZF R6		1'47.843	2.117	0.072	11	153,290	266,9
13	31 D. VALLE	ESP	MS Racing	Yamaha YZF R6		1'47.946	2.220	0.103	29	153,143	269,6
14	10 N. CALERO	ESP	Orelac Racing VerdNatura	Kawasaki ZX-6R		1'48.360	2.634	0.414	11	152,558	262,4
15	47 R. HARTOG	NED	Team Hartog - Against Cancer	Kawasaki ZX-6R		1'48.367	2.641	0.007	11	152,548	268,9
16	22 F. FULIGNI	ITA	MV AGUSTA Reparto Corse	MV Agusta F3 675		1'48.483	2.757	0.116	25	152,385	268,2
17	67 G. MATERN	FRA	Flembo Leader Team	Kawasaki ZX-6R	ESS				0		
18	36 T. GRADINGER	AUT	Kallio Racing	Yamaha YZF R6					0		
19	38 H. SOOMER	EST	MPM WILSport Racedays	Honda CBR600RR					0		

AIR	Humidity:	45%	Temp:	28°C
TRACK	Condition:	Dry	Temp:	48°C

25/08/2019 Start 15:20 End 17:12 The results are provisional until the end of the time limit for protests and appeals and the completion of the technical checks.

These data/results cannot be reproduced, stored and/or transmitted in whole or in part by any manner of electronic, mechanical, photocopying, recording, broadcasting or otherwise now known or herein after developed without the previous express consent by the copyright owner, except for reproduction in daily press and regular printed publications on sale to the public within 60 days of the event related to those data/results and always provided that copyright symbol appears together as follows below.

© DORNA WSBK ORGANIZATION Srl 2019



DWO Official Test Portimao, 24-25 August 2019

Results Sunday 2nd Session

Session Highlights

Local Time	No. Rider	Description
15.20.00		Start
15.27.37	16 J. CLUZEL	Crashed - Turn 14
16.40.17	95 J. DANILO	On Asphalt - Re-Joined - Turn 3
16.50.38	11 K. SMITH	On Asphalt - Re-Joined - Turn 13
17.12.46		End Of Session

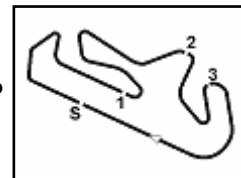
Fastest Laps Sequence

No.	Rider	Nat	Team	Bike	Local Time	Time	Gap	Avg
47	R. HARTOG	NED	Team Hartog - Against Cancer	Kawasaki ZX-6R	15:24'53.552	1'51.182		148,686
11	K. SMITH	GBR	Team Pedercini Racing	Kawasaki ZX-6R	15:25'02.322	1'48.448	-2.734	152,434
21	R. KRUMMENACHER	SUI	BARDAHL Evan Bros. WorldSSP Team	Yamaha YZF R6	15:25'20.901	1'46.234	-2.214	155,611
64	F. CARICASULO	ITA	BARDAHL Evan Bros. WorldSSP Team	Yamaha YZF R6	15:32'36.268	1'45.726	-0.508	156,359

Start 15:20 End 17:12 The results are provisional until the end of the time limit for protests and appeals and the completion of the technical checks.

These data/results cannot be reproduced, stored and/or transmitted in whole or in part by any manner of electronic, mechanical, photocopying, recording, broadcasting or otherwise now known or herein after developed without the previous express consent by the copyright owner, except for reproduction in daily press and regular printed publications on sale to the public within 60 days of the event related to those data/results and always provided that copyright symbol appears together as follows below.

© DORNA WSBK ORGANIZATION Srl 2019



Portimao 4.592 m

DWO Official Test Portimao, 24-25 August 2019

Best Sectors & Speed Sunday 2nd Session

BEST LAP			
1	64 F. CARICASULO	Yamaha YZF R6	1'45.726
2	3 R. DE ROSA	MV Agusta F3 675	1'46.189
3	21 R. KRUMMENACHER	Yamaha YZF R6	1'46.234
4	16 J. CLUZEL	Yamaha YZF R6	1'46.289
5	32 I. VINALES	Yamaha YZF R6	1'46.433
6	94 C. PEROLARI	Yamaha YZF R6	1'46.477
7	86 A. BADOVINI	Kawasaki ZX-6R	1'46.698
8	11 K. SMITH	Kawasaki ZX-6R	1'47.106
9	61 G. RUIU	Yamaha YZF R6	1'47.246
10	95 J. DANILO	Honda CBR600RR	1'47.461
11	74 J. VAN SIKKELERUS	Honda CBR600RR	1'47.771
12	84 L. CRESSON	Yamaha YZF R6	1'47.843
13	31 D. VALLE	Yamaha YZF R6	1'47.946
14	10 N. CALERO	Kawasaki ZX-6R	1'48.360
15	47 R. HARTOG	Kawasaki ZX-6R	1'48.367
16	22 F. FULIGNI	MV Agusta F3 675	1'48.483
17	36 T. GRADINGER	Yamaha YZF R6	
18	38 H. SOOMER	Honda CBR600RR	
19	67 G. MATERN	Kawasaki ZX-6R	

SPEED			
1	64 F. CARICASULO	Yamaha YZF R6	275.7
2	94 C. PEROLARI	Yamaha YZF R6	272.3
3	11 K. SMITH	Kawasaki ZX-6R	270.2
4	61 G. RUIU	Yamaha YZF R6	270.2
5	31 D. VALLE	Yamaha YZF R6	269.6
6	32 I. VINALES	Yamaha YZF R6	269.6
7	47 R. HARTOG	Kawasaki ZX-6R	268.9
8	22 F. FULIGNI	MV Agusta F3 675	268.2
9	21 R. KRUMMENACHER	Yamaha YZF R6	267.6
10	16 J. CLUZEL	Yamaha YZF R6	267.6
11	95 J. DANILO	Honda CBR600RR	266.9
12	74 J. VAN SIKKELERUS	Honda CBR600RR	266.9
13	86 A. BADOVINI	Kawasaki ZX-6R	266.9
14	84 L. CRESSON	Yamaha YZF R6	266.9
15	10 N. CALERO	Kawasaki ZX-6R	262.4
16	3 R. DE ROSA	MV Agusta F3 675	261.1

SEG. 1		
1	64 F. CARICASULO	33.545
2	16 J. CLUZEL	33.804
3	94 C. PEROLARI	33.827
4	21 R. KRUMMENACHER	33.887
5	32 I. VINALES	33.966
6	86 A. BADOVINI	33.976
7	3 R. DE ROSA	34.008
8	95 J. DANILO	34.086
9	61 G. RUIU	34.162
10	11 K. SMITH	34.198
11	74 J. VAN SIKKELERUS	34.241
12	84 L. CRESSON	34.328
13	31 D. VALLE	34.335
14	47 R. HARTOG	34.429
15	22 F. FULIGNI	34.598
16	10 N. CALERO	34.612

SEG. 2		
1	3 R. DE ROSA	31.309
2	21 R. KRUMMENACHER	31.366
3	86 A. BADOVINI	31.421
4	16 J. CLUZEL	31.469
5	94 C. PEROLARI	31.504
6	32 I. VINALES	31.514
7	64 F. CARICASULO	31.571
8	61 G. RUIU	31.692
9	11 K. SMITH	31.762
10	74 J. VAN SIKKELERUS	31.803
11	84 L. CRESSON	31.882
12	22 F. FULIGNI	31.962
13	95 J. DANILO	32.012
14	31 D. VALLE	32.105
15	47 R. HARTOG	32.357
16	10 N. CALERO	32.357
17	67 G. MATERN	36.383

SEG. 3		
1	64 F. CARICASULO	20.638
2	3 R. DE ROSA	20.639
3	32 I. VINALES	20.746
4	16 J. CLUZEL	20.788
5	86 A. BADOVINI	20.836
6	21 R. KRUMMENACHER	20.874
7	95 J. DANILO	20.909
8	61 G. RUIU	20.969
9	94 C. PEROLARI	20.986
10	11 K. SMITH	20.990
11	10 N. CALERO	21.053
12	31 D. VALLE	21.157
13	74 J. VAN SIKKELERUS	21.161
14	22 F. FULIGNI	21.163
15	47 R. HARTOG	21.196
16	84 L. CRESSON	21.247
17	67 G. MATERN	23.582

SEG. 4		
1	94 C. PEROLARI	19.779
2	21 R. KRUMMENACHER	19.799
3	16 J. CLUZEL	19.805
4	11 K. SMITH	19.825
5	64 F. CARICASULO	19.907
6	84 L. CRESSON	19.939
7	61 G. RUIU	19.970
8	86 A. BADOVINI	19.980
9	31 D. VALLE	20.073
10	3 R. DE ROSA	20.091
11	32 I. VINALES	20.095
12	22 F. FULIGNI	20.114
13	47 R. HARTOG	20.171
14	10 N. CALERO	20.245
15	74 J. VAN SIKKELERUS	20.260
16	95 J. DANILO	20.284

25/08/2019

These data/results cannot be reproduced, stored and/or transmitted in whole or in part by any manner of electronic, mechanical, photocopying, recording, broadcasting or otherwise now known or herein after developed without the previous express consent by the copyright owner, except for reproduction in daily press and regular printed publications on sale to the public within 60 days of the event related to those data/results and always provided that copyright symbol appears together as follows below.

© DORNA WSBK ORGANIZATION Srl 2019

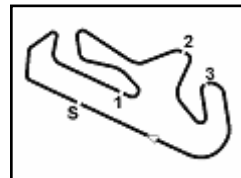
FICR PERUGIA TIMING



Official Tyre Supplier



Official Timekeeper



Portimao 4.592 m

DWO Official Test Portimao, 24-25 August 2019

Ideal Times Sunday 2nd Session

No.	Rider	Nat	Bike	Seg. 1	Seg. 2	Seg. 3	Seg. 4	Ideal Time		
				Diff. 1	Diff. 2	Diff. 3	Diff. 4	Best Lap	Pos.	Diff.
1	64 F. CARICASULO	ITA	Yamaha YZF R6	33.545	31.571	20.638	19.907 +0.065	1'45.661 1'45.726	1	0.065
2	16 J. CLUZEL	FRA	Yamaha YZF R6	33.804 +0.046	31.469 +0.108	20.788 +0.139	19.805 +0.130	1'45.866 1'46.289	4	0.423
3	21 R. KRUMMENACHER	SUI	Yamaha YZF R6	33.887 +0.308	31.366	20.874	19.799	1'45.926 1'46.234	3	0.308
4	3 R. DE ROSA	ITA	MV Agusta F3 675	34.008 +0.053	31.309	20.639	20.091 +0.089	1'46.047 1'46.189	2	0.142
5	94 C. PEROLARI	FRA	Yamaha YZF R6	33.827 +0.032	31.504 +0.077	20.986 +0.197	19.779 +0.075	1'46.096 1'46.477	6	0.381
6	86 A. BADOVINI	ITA	Kawasaki ZX-6R	33.976	31.421 +0.222	20.836	19.980 +0.263	1'46.213 1'46.698	7	0.485
7	32 I. VINALES	ESP	Yamaha YZF R6	33.966	31.514	20.746 +0.112	20.095	1'46.321 1'46.433	5	0.112
8	11 K. SMITH	GBR	Kawasaki ZX-6R	34.198 +0.032	31.762 +0.055	20.990 +0.244	19.825	1'46.775 1'47.106	8	0.331
9	61 G. RUIJU	ITA	Yamaha YZF R6	34.162	31.692	20.969 +0.175	19.970 +0.278	1'46.793 1'47.246	9	0.453
10	95 J. DANILO	FRA	Honda CBR600RR	34.086 +0.025	32.012 +0.006	20.909 +0.061	20.284 +0.078	1'47.291 1'47.461	10	0.170
11	84 L. CRESSON	BEL	Yamaha YZF R6	34.328	31.882	21.247 +0.228	19.939 +0.219	1'47.396 1'47.843	12	0.447
12	74 J. VAN SIKKELERUS	NED	Honda CBR600RR	34.241 +0.129	31.803 +0.082	21.161 +0.043	20.260 +0.052	1'47.465 1'47.771	11	0.306
13	31 D. VALLE	ESP	Yamaha YZF R6	34.335 +0.158	32.105 +0.033	21.157 +0.085	20.073	1'47.670 1'47.946	13	0.276
14	22 F. FULIGNI	ITA	MV Agusta F3 675	34.598 +0.079	31.962 +0.367	21.163	20.114 +0.200	1'47.837 1'48.483	16	0.646
15	47 R. HARTOG	NED	Kawasaki ZX-6R	34.429	32.357	21.196	20.171 +0.214	1'48.153 1'48.367	15	0.214
16	10 N. CALERO	ESP	Kawasaki ZX-6R	34.612	32.357	21.053 +0.024	20.245 +0.069	1'48.267 1'48.360	14	0.093
	36 T. GRADINGER	AUT	Yamaha YZF R6		Missing Sector					
	38 H. SOOMER	EST	Honda CBR600RR		Missing Sector					
	67 G. MATERN	FRA	Kawasaki ZX-6R		Missing Sector					
Overall Ideal Time				33.545	31.309	20.638	19.779	1'45.271		

25/08/2019

These data/results cannot be reproduced, stored and/or transmitted in whole or in part by any manner of electronic, mechanical, photocopying, recording, broadcasting or otherwise now known or herein after developed without the previous express consent by the copyright owner, except for reproduction in daily press and regular printed publications on sale to the public within 60 days of the event related to those data/results and always provided that copyright symbol appears together as follows below.

© DORNA WSBK ORGANIZATION Srl 2019

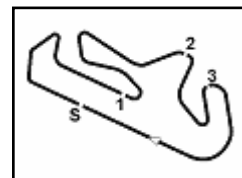
FICR PERUGIA TIMING



Official Tyre Supplier



Official Timekeeper



Portimao 4.592 m

DWO Official Test Portimao, 24-25 August 2019

Chronological Analysis Sunday 2nd Session

2 / 4

6	34.094	32.303	21.485	20.175	1'48.057	272,3	15:32'39.557	21	34.477	32.117	21.641	20.334	1'48.569	255,0	17:01'29.485
7	34.285	32.286	21.493	24.000	1'52.064P	270,2	15:34'31.621	22	34.529	31.922	21.340	20.217	1'48.008	259,2	17:03'17.493
8	9'36.950	34.692	21.526	20.272	10'53.440P		15:45'25.061	23	34.198	33.439	21.489	20.241	1'49.367	259,2	17:05'06.860
9	33.863	31.504	21.093	20.089	1'46.549	264,3	15:47'11.610	24	34.291	31.996	21.171	20.112	1'47.570	261,1	17:06'54.430
10	34.058	31.535	21.012	20.279	1'46.884	265,6	15:48'58.494	25	34.370	31.779	21.005	20.105	1'47.259	260,5	17:08'41.689
11	33.854	31.897	20.986	20.206	1'46.943	264,9	15:50'45.437	26	34.227	31.987	21.639	27.470	1'55.323P	258,6	17:10'37.012
12	34.504	33.632	22.806	24.366	1'55.308P	264,3	15:52'40.745								
13	10'33.116	34.521	21.871	20.532	11'50.040P		16:04'30.785								
14	33.954	31.945	21.128	20.303	1'47.330	261,7	16:06'18.115								
15	34.087	31.835	21.160	20.325	1'47.407	263,0	16:08'05.522								
16	34.059	32.015	21.129	20.284	1'47.487	263,0	16:09'53.009								
17	34.190	31.812	21.194	20.283	1'47.479	263,7	16:11'40.488								
18	34.127	31.965	22.975	20.667	1'49.734	263,0	16:13'30.222								
19	34.080	31.856	21.144	20.398	1'47.478	263,0	16:15'17.700								
20	34.301	33.119	22.080	20.581	1'50.081	263,0	16:17'07.781								
21	39.637	38.775	25.133	29.214	2'12.759P	260,5	16:19'20.540								

9°		61 G. RUIJU (1'47.246)													
Lap	Seg.1	Seg.2	Seg.3	Seg.4	Lap Time	km/h	Local Time								
1		42.856	25.955	21.950			15:23'35.164								
2	34.453	31.923	20.970	20.025	1'47.371	265,6	15:25'22.535								
3	34.336	31.987	20.969	20.152	1'47.444	264,3	15:27'09.979								
4	36.354	34.674	22.596	19.970	1'53.594	262,4	15:29'03.573								
5	34.162	31.692	21.144	20.248	1'47.246	268,2	15:30'50.819								
6	34.527	32.903	21.316	20.268	1'49.014	270,2	15:32'39.833								
7	34.707	34.458	23.605	25.164	1'57.934P	270,2	15:34'37.767								
8	12'07.478	36.493	23.965	20.676	13'28.612P		15:48'06.379								
9	34.355	32.065	24.306	27.692	1'58.418	263,0	15:50'04.797								
10	34.676	32.058	21.074	20.432	1'48.240	263,0	15:51'53.037								
11	34.649	36.037	23.092	27.275	2'01.053P	258,0	15:53'54.090								
12	12'55.887	37.386	23.370	21.885	14'18.528P		16:08'12.618								
13	34.786	32.183	21.144	20.264	1'48.377	256,2	16:10'00.995								
14	39.806	32.516	22.118	20.636	1'55.076	257,4	16:11'56.071								
15	34.569	32.494	21.294	20.514	1'48.871	255,0	16:13'44.942								
16	39.011	36.063	23.659	28.010	2'06.743P	255,0	16:15'51.685								
17	20'56.868	33.606	21.651	20.601	22'12.726P		16:38'04.411								
18	35.036	32.350	21.280	20.552	1'49.218	255,0	16:39'53.629								
19	34.883	32.219	21.287	20.483	1'48.872	255,0	16:41'42.501								
20	34.891	32.297	21.452	20.455	1'49.095	255,0	16:43'31.596								
21	40.832	37.562	24.365	27.636	2'10.395P	252,0	16:45'41.991								
22	9'12.062	37.993	29.883	23.832	10'43.770P		16:56'25.761								
23	35.035	32.139	21.246	20.472	1'48.892	257,4	16:58'14.653								
24	34.674	31.918	21.174	20.303	1'48.069	253,8	17:00'02.722								
25	34.669	31.916	21.184	20.382	1'48.151	253,8	17:01'50.873								
26	38.736	37.010	22.239	23.959	2'01.944P	253,8	17:03'52.817								
27	2'21.754	41.739	23.987	22.420	3'49.900P		17:07'42.717								
28	34.697	31.824	21.157	20.206	1'47.884	258,0	17:09'30.601								
29	34.401	31.839	21.118	20.178	1'47.536	257,4	17:11'18.137								

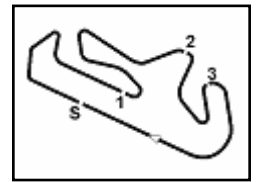
10°		95 J. DANILO (1'47.461)													
Lap	Seg.1	Seg.2	Seg.3	Seg.4	Lap Time	km/h	Local Time								
1		32.932	21.509	20.292			15:26'04.534								
2	34.647	32.869	21.263	20.293	1'49.072	263,7	15:27'53.606								
3	34.380	32.439	21.292	20.284	1'48.395	266,2	15:29'42.001								
4	34.310	32.124	21.108	20.317	1'47.859	266,9	15:31'29.860								
5	39.415	33.469	22.597	22.833	1'58.314P	266,2	15:33'28.174								
6	14'23.378	32.578	21.280	20.565	15'37.801P		15:49'05.975								
7	34.374	32.242	21.081	20.496	1'48.193	261,1	15:50'54.168								
8	34.355	32.372	21.112	20.580	1'48.419	260,5	15:52'42.587								
9	38.544	34.553	22.177	23.454	1'58.728P	259,2	15:54'41.315								
10	11'17.882	33.243	21.461	20.566	12'33.152P		16:07'14.467								
11	34.369	32.088	20.990	20.410	1'47.857	259,2	16:09'02.324								
12	34.111	32.018	20.970	20.362	1'47.461	259,2	16:10'49.785								
13	49.113	33.016	22.353	20.321	2'04.803	258,6	16:12'54.588								
14	34.166	32.065	20.909	20.394	1'47.534	259,9	16:14'42.122								
15	39.203	34.883	22.367	23.370	1'59.823P	254,4	16:16'41.945								
16	23'22.647	32.722	21.331	20.385	24'37.085P		16:41'19.030								
17	39.514	33.376	21.198	20.562	1'54.650	258,6	16:43'13.680								
18	42.047	35.396	25.205	23.523	2'06.171P	257,4	16:45'19.851								
19	8'03.080	32.671	21.068	20.480	9'17.299P		16:54'37.150								
20	34.327	32.114	21.055	20.411	1'47.907	259,9	16:56'25.057								
21	40.480	33.485	21.753	20.321	1'56.039	259,9	16:58'21.096								
22	34.086	32.102	20.988	20.310	1'47.486	259,2	17:00'08.582								

25/08/2019 P = Pits In/Out - C = Lap Time Cancelled

These data/results cannot be reproduced, stored and/or transmitted in whole or in part by any manner of electronic, mechanical, photocopying, recording, broadcasting or otherwise now known or herein after developed without the previous express consent by the copyright owner, except for reproduction in daily press and regular printed publications on sale to the public within 60 days of the event related to those data/results and always provided that copyright symbol appears together as follows below.

© DORNA WSBK ORGANIZATION Srl 2019





Portimao 4.592 m

DWO Official Test Portimao, 24-25 August 2019 Chronological Analysis Sunday 2nd Session

11	34.654	35.812	21.599	25.630	1'57.695P	261,1	16:13'16.243
12	6'59.359	33.445	21.874	20.603	8'15.281P		16:21'31.524
13	35.015	32.464	21.447	20.491	1'49.417	256,8	16:23'20.941
14	34.761	32.179	21.357	20.381	1'48.678	259,9	16:25'09.619
15	34.894	32.257	21.335	20.360	1'48.846	260,5	16:26'58.465
16	34.672	32.133	21.309	20.476	1'48.590	260,5	16:28'47.055
17	35.673	33.193	22.470	23.647	1'54.983P	258,6	16:30'42.038
18	16'19.817	33.103	21.785	20.485	17'35.190P		16:48'17.228
19	34.963	32.310	21.369	20.599	1'49.241	247,4	16:50'06.469
20	34.696	31.962	21.724	20.392	1'48.774	257,4	16:51'55.243
21	34.677	32.060	21.398	20.525	1'48.660	260,5	16:53'43.903
22	34.617	32.394	21.362	24.327	1'52.700P	259,2	16:55'36.603
23	7'20.268	33.391	22.189	20.808	8'36.656P		17:04'13.259
24	35.125	32.704	22.970	25.007	1'55.806P	257,4	17:06'09.065
25	1'57.159	33.084	21.735	20.643	3'12.621P		17:09'21.686
26	34.941	32.289	21.500	20.598	1'49.328	257,4	17:11'11.014

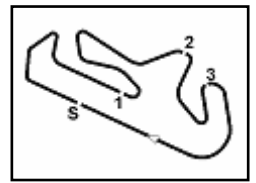
17° 67 G. MATERN							
Lap	Seg.1	Seg.2	Seg.3	Seg.4	Lap Time	km/h	Local Time
1		36.383	23.582	25.582			15:51'48.158

25/08/2019 P = Pits In/Out - C = Lap Time Cancelled

These data/results cannot be reproduced, stored and/or transmitted in whole or in part by any manner of electronic, mechanical, photocopying, recording, broadcasting or otherwise now known or herein after developed without the previous express consent by the copyright owner, except for reproduction in daily press and regular printed publications on sale to the public within 60 days of the event related to those data/results and always provided that copyright symbol appears together as follows below.

© DORNA WSBK ORGANIZATION Srl 2019





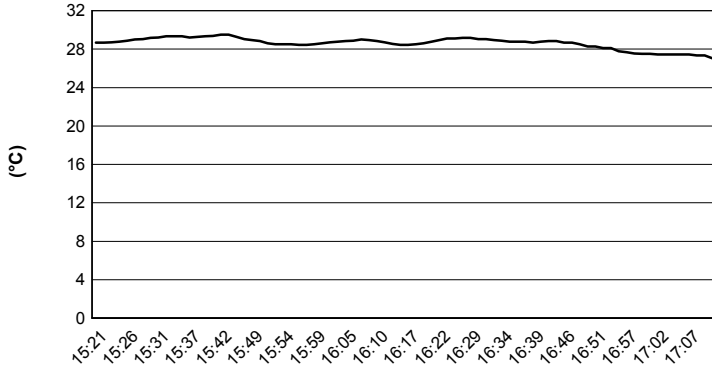
Portimao 4.592 m

DWO Official Test Portimao, 24-25 August 2019

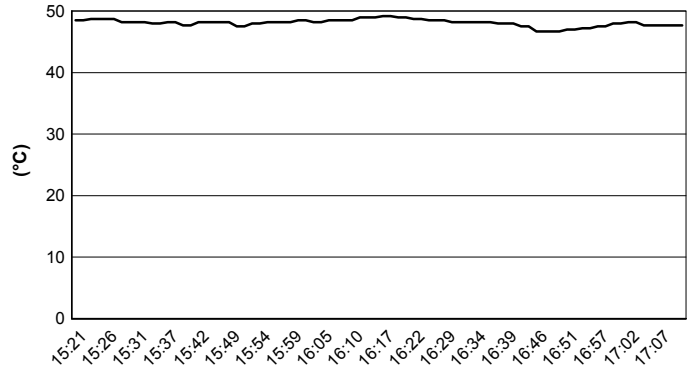
Weather Report Sunday 2nd Session

Session started 15:20 - Session ended 17:12

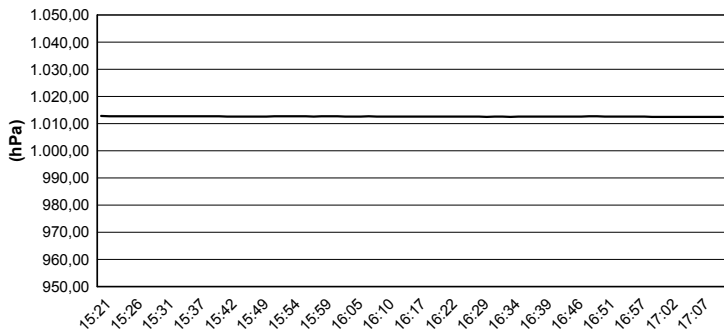
Air Temperature



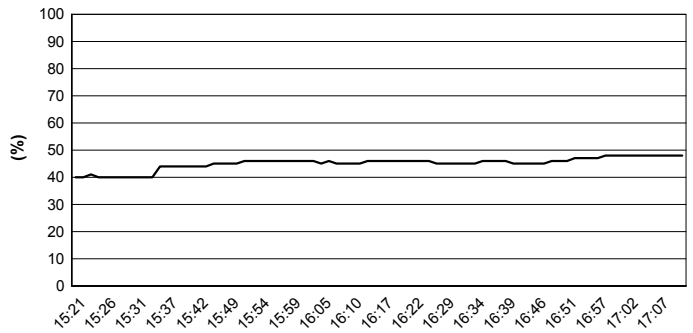
Track Temperature



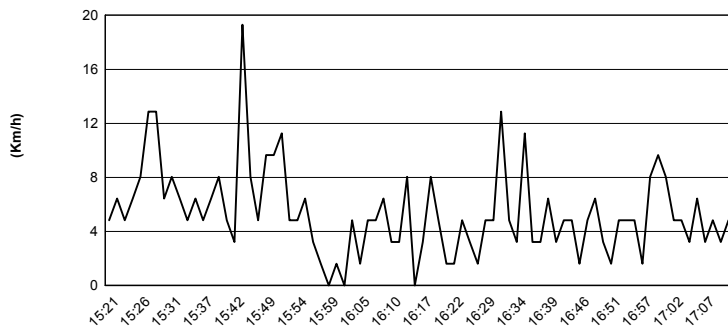
Air Pressure



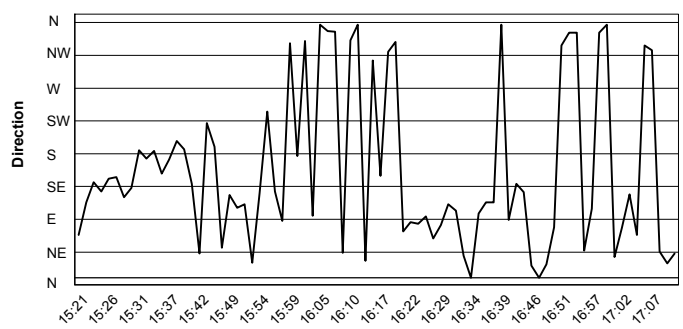
Humidity



Wind Speed



Wind Direction



25/08/2019

These data/results cannot be reproduced, stored and/or transmitted in whole or in part by any manner of electronic, mechanical, photocopying, recording, broadcasting or otherwise now known or herein after developed without the previous express consent by the copyright owner, except for reproduction in daily press and regular printed publications on sale to the public within 60 days of the event related to those data/results and always provided that copyright symbol appears together as follows below.

© DORNA WSBK ORGANIZATION Srl 2019