

## DWO Phillip Island Official Test, 24-25 February 2020

### Results Tuesday Free Practice 2

Phillip Island 4.445 m

1 / 2

No.	Rider	Nat	Team	Bike	Time	Gap	Rel.	Laps	Speed	
									Avg	Max
1	1 J. REA	GBR	Kawasaki Racing Team WorldSBK	Kawasaki ZX-10RR	<b>1'30.523</b>			33	176,773	<b>310,3</b>
2	76 L. BAZ	FRA	Ten Kate Racing Yamaha	Yamaha YZF R1	<b>1'30.758</b>	0.235	0.235	43	176,315	<b>305,9</b>
3	91 L. HASLAM	GBR	Team HRC	Honda CBR1000RR-R	<b>1'30.882</b>	0.359	0.124	30	176,074	<b>312,1</b>
4	45 S. REDDING	GBR	ARUBA.IT Racing - Ducati	Ducati Panigale V4 R	<b>1'30.885</b>	0.362	0.003	22	176,069	<b>310,3</b>
5	66 T. SYKES	GBR	BMW Motorrad WorldSBK Team	BMW S1000 RR	<b>1'30.995</b>	0.472	0.110	28	175,856	<b>305,9</b>
6	60 M. VAN DER MARK	NED	PATA YAMAHA WorldSBK Official Team	Yamaha YZF R1	<b>1'31.087</b>	0.564	0.092	39	175,678	<b>305,9</b>
7	54 T. RAZGATLIOGLU	TUR	PATA YAMAHA WorldSBK Official Team	Yamaha YZF R1	<b>1'31.299</b>	0.776	0.212	39	175,270	<b>309,5</b>
8	21 M. RINALDI	ITA	Team GOELEVEN	Ducati Panigale V4 R	<b>1'31.407</b>	0.884	0.108	33	175,063	<b>310,3</b>
9	11 S. CORTESE	GER	OUTDO Kawasaki TPR	Kawasaki ZX-10RR	<b>1'31.565</b>	1.042	0.158	22	174,761	<b>300,8</b>
10	12 X. FORES	ESP	Kawasaki Puccetti Racing	Kawasaki ZX-10RR	<b>1'31.653</b>	1.130	0.088	36	174,593	<b>305,1</b>
11	50 E. LAVERTY	IRL	BMW Motorrad WorldSBK Team	BMW S1000 RR	<b>1'31.670</b>	1.147	0.017	32	174,561	<b>309,5</b>
12	77 M. SCHEIB	CHI	ORELAC Racing VERDNATURA	Kawasaki ZX-10RR	<b>1'31.810</b>	1.287	0.140	35	174,295	<b>305,9</b>
13	7 C. DAVIES	GBR	ARUBA.IT Racing - Ducati	Ducati Panigale V4 R	<b>1'31.837</b>	1.314	0.027	37	174,243	<b>314,9</b>
14	22 A. LOWES	GBR	Kawasaki Racing Team WorldSBK	Kawasaki ZX-10RR	<b>1'31.863</b>	1.340	0.026	41	174,194	<b>308,6</b>
15	31 G. GERLOFF	USA	GRT Yamaha WorldSBK Junior Team	Yamaha YZF R1	<b>1'31.941</b>	1.418	0.078	36	174,046	<b>306,8</b>
16	64 F. CARICASULO	ITA	GRT Yamaha WorldSBK Junior Team	Yamaha YZF R1	<b>1'31.981</b>	1.458	0.040	41	173,971	<b>305,9</b>
17	19 A. BAUTISTA	ESP	Team HRC	Honda CBR1000RR-R	<b>1'32.005</b>	1.482	0.024	49	173,925	<b>317,6</b>
18	2 L. CAMIER	GBR	Barni Racing Team	Ducati Panigale V4 R	<b>1'32.764</b>	2.241	0.759	10	172,502	<b>305,9</b>
19	13 T. TAKAHASHI	JPN	MIE Racing	Honda CBR1000RR-R	<b>1'36.314</b>	5.791	3.550	21	166,144	<b>290,3</b>

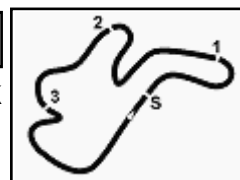
AIR	Humidity:	83%	Temp:	21°C
TRACK	Condition:	Dry	Temp:	29°C

25/02/2020      Start      End      The results are provisional until the end of the time limit for protests and appeals and the completion of the technical checks.

These data/results cannot be reproduced, stored and/or transmitted in whole or in part by any manner of electronic, mechanical, photocopying, recording, broadcasting or otherwise now known or herein after developed without the previous express consent by the copyright owner, except for reproduction in daily press and regular printed publications on sale to the public within 60 days of the event related to those data/results and always provided that copyright symbol appears together as follows below.

© DORNA WSBK ORGANIZATION Srl 2020




**DWO Phillip Island Official Test, 24-25 February 2020**
**Results Tuesday Free Practice 2**
**Session Highlights**

Local Time	No. Rider	Description
13.40.00		Start
13.51.29	<b>45 S. REDDING</b>	Crashed - Turn 10
14.05.40		RED FLAG
14.42.47	<b>1 J. REA</b>	Crashed - Re-Joined - Turn 4
15.35.20	<b>31 G. GERLOFF</b>	On the Gravel - Re-Joined - Turn 4
15.41.44		End Of Session

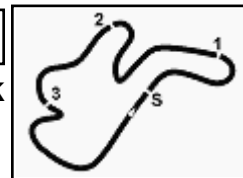
**Fastest Laps Sequence**

No.	Rider	Nat	Team	Bike	Local Time	Time	Gap	Avg
<b>19</b>	<b>A. BAUTISTA</b>	ESP	Team HRC	Honda CBR1000RR-R	13:43'27.930	<b>1'32.970</b>		172,120
<b>76</b>	<b>L. BAZ</b>	FRA	Ten Kate Racing Yamaha	Yamaha YZF R1	13:43'45.636	<b>1'31.361</b>	-1.609	175,151
<b>1</b>	<b>J. REA</b>	GBR	Kawasaki Racing Team WorldSBK	Kawasaki ZX-10RR	13:45'17.141	<b>1'30.877</b>	-0.484	176,084
<b>1</b>	<b>J. REA</b>	GBR	Kawasaki Racing Team WorldSBK	Kawasaki ZX-10RR	14:14'30.341	<b>1'30.526</b>	-0.351	176,767
<b>1</b>	<b>J. REA</b>	GBR	Kawasaki Racing Team WorldSBK	Kawasaki ZX-10RR	15:41'27.607	<b>1'30.523</b>	-0.003	176,773

25/02/2020      Start      End      The results are provisional until the end of the time limit for protests and appeals  
 13:40      15:41      and the completion of the technical checks.

These data/results cannot be reproduced, stored and/or transmitted in whole or in part by any manner of electronic, mechanical, photocopying, recording, broadcasting or otherwise now known or herein after developed without the previous express consent by the copyright owner, except for reproduction in daily press and regular printed publications on sale to the public within 60 days of the event related to those data/results and always provided that copyright symbol appears together as follows below.

© DORNA WSBK ORGANIZATION Srl 2020



Phillip Island 4.445 m

## DWO Phillip Island Official Test, 24-25 February 2020

### Tuesday Combined Results

No.	Rider	Nat	Team	Bike	FP1	FP2	Time	Gap	Rel.	Avg	LL
1	<b>1 J. REA</b>	GBR	Kawasaki Racing Team WorldSBK	Kawasaki ZX-10RR	<b>1'30.448</b>	1'30.523	<b>1'30.448</b>			176,919	72
2	<b>76 L. BAZ</b>	FRA	Ten Kate Racing Yamaha	Yamaha YZF R1	<b>1'30.524</b>	1'30.758	<b>1'30.524</b>	0.076	0.076	176,771	92
3	<b>66 T. SYKES</b>	GBR	BMW Motorrad WorldSBK Team	BMW S1000 RR	<b>1'30.568</b>	1'30.995	<b>1'30.568</b>	0.120	0.044	176,685	80
4	<b>54 T. RAZGATLIOGLU</b>	TUR	PATA YAMAHA WorldSBK Official Team	Yamaha YZF R1	<b>1'30.752</b>	1'31.299	<b>1'30.752</b>	0.304	0.184	176,327	93
5	<b>91 L. HASLAM</b>	GBR	Team HRC	Honda CBR1000RR-R	1'31.046	<b>1'30.882</b>	<b>1'30.882</b>	0.434	0.130	176,074	72
6	<b>45 S. REDDING</b>	GBR	ARUBA.IT Racing - Ducati	Ducati Panigale V4 R	1'31.022	<b>1'30.885</b>	<b>1'30.885</b>	0.437	0.003	176,069	65
7	<b>60 M. VAN DER MARK</b>	NED	PATA YAMAHA WorldSBK Official Team	Yamaha YZF R1	<b>1'31.077</b>	1'31.087	<b>1'31.077</b>	0.629	0.192	175,697	78
8	<b>21 M. RINALDI</b>	ITA	Team GOELEVEN	Ducati Panigale V4 R	1'31.438	<b>1'31.407</b>	<b>1'31.407</b>	0.959	0.330	175,063	71
9	<b>50 E. LAVERTY</b>	IRL	BMW Motorrad WorldSBK Team	BMW S1000 RR	<b>1'31.436</b>	1'31.670	<b>1'31.436</b>	0.988	0.029	175,008	72
10	<b>19 A. BAUTISTA</b>	ESP	Team HRC	Honda CBR1000RR-R	<b>1'31.453</b>	1'32.005	<b>1'31.453</b>	1.005	0.017	174,975	100
11	<b>7 C. DAVIES</b>	GBR	ARUBA.IT Racing - Ducati	Ducati Panigale V4 R	<b>1'31.533</b>	1'31.837	<b>1'31.533</b>	1.085	0.080	174,822	84
12	<b>22 A. LOWES</b>	GBR	Kawasaki Racing Team WorldSBK	Kawasaki ZX-10RR	<b>1'31.560</b>	1'31.863	<b>1'31.560</b>	1.112	0.027	174,771	102
13	<b>11 S. CORTESE</b>	GER	OUTDO Kawasaki TPR	Kawasaki ZX-10RR	1'31.781	<b>1'31.565</b>	<b>1'31.565</b>	1.117	0.005	174,761	56
14	<b>12 X. FORES</b>	ESP	Kawasaki Puccetti Racing	Kawasaki ZX-10RR	1'32.312	<b>1'31.653</b>	<b>1'31.653</b>	1.205	0.088	174,593	85
15	<b>77 M. SCHEIB</b>	CHI	ORELAC Racing VERDNATURA	Kawasaki ZX-10RR	1'32.415	<b>1'31.810</b>	<b>1'31.810</b>	1.362	0.157	174,295	74
16	<b>31 G. GERLOFF</b>	USA	GRT Yamaha WorldSBK Junior Team	Yamaha YZF R1	1'32.405	<b>1'31.941</b>	<b>1'31.941</b>	1.493	0.131	174,046	84
17	<b>64 F. CARICASULO</b>	ITA	GRT Yamaha WorldSBK Junior Team	Yamaha YZF R1	<b>1'31.944</b>	1'31.981	<b>1'31.944</b>	1.496	0.003	174,041	85
18	<b>2 L. CAMIER</b>	GBR	Barni Racing Team	Ducati Panigale V4 R	<b>1'32.676</b>	1'32.764	<b>1'32.676</b>	2.228	0.732	172,666	48
19	<b>13 T. TAKAHASHI</b>	JPN	MIE Racing	Honda CBR1000RR-R	1'36.346	<b>1'36.314</b>	<b>1'36.314</b>	5.866	3.638	166,144	39

25/02/2020

These data/results cannot be reproduced, stored and/or transmitted in whole or in part by any manner of electronic, mechanical, photocopying, recording, broadcasting or otherwise now known or herein after developed without the previous express consent by the copyright owner, except for reproduction in daily press and regular printed publications on sale to the public within 60 days of the event related to those data/results and always provided that copyright symbol appears together as follows below.

© DORNA WSBK ORGANIZATION Srl 2020

FICR PERUGIA TIMING



Official Tyre Supplier



Official Timekeeper

## DWO Phillip Island Official Test, 24-25 February 2020

### Best Sectors & Speed Tuesday Free Practice 2

Phillip Island 4.445 m

BEST LAP			
1	1 J. REA	Kawasaki ZX-10RR	1'30.523
2	76 L. BAZ	Yamaha YZF R1	1'30.758
3	91 L. HASLAM	Honda CBR1000RR-R	1'30.882
4	45 S. REDDING	Ducati Panigale V4 R	1'30.885
5	66 T. SYKES	BMW S1000 RR	1'30.995
6	60 M. VAN DER MARK	Yamaha YZF R1	1'31.087
7	54 T. RAZGATLIOGLU	Yamaha YZF R1	1'31.299
8	21 M. RINALDI	Ducati Panigale V4 R	1'31.407
9	11 S. CORTESE	Kawasaki ZX-10RR	1'31.565
10	12 X. FORES	Kawasaki ZX-10RR	1'31.653
11	50 E. LAVERTY	BMW S1000 RR	1'31.670
12	77 M. SCHEIB	Kawasaki ZX-10RR	1'31.810
13	7 C. DAVIES	Ducati Panigale V4 R	1'31.837
14	22 A. LOWES	Kawasaki ZX-10RR	1'31.863
15	31 G. GERLOFF	Yamaha YZF R1	1'31.941
16	64 F. CARICASULO	Yamaha YZF R1	1'31.981
17	19 A. BAUTISTA	Honda CBR1000RR-R	1'32.005
18	2 L. CAMIER	Ducati Panigale V4 R	1'32.764
19	13 T. TAKAHASHI	Honda CBR1000RR-R	1'36.314

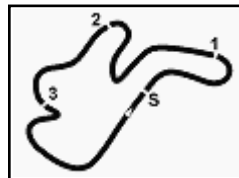
SPEED			
1	19 A. BAUTISTA	Honda CBR1000RR-R	317,6
2	7 C. DAVIES	Ducati Panigale V4 R	314,9
3	91 L. HASLAM	Honda CBR1000RR-R	312,1
4	1 J. REA	Kawasaki ZX-10RR	310,3
5	45 S. REDDING	Ducati Panigale V4 R	310,3
6	21 M. RINALDI	Ducati Panigale V4 R	310,3
7	54 T. RAZGATLIOGLU	Yamaha YZF R1	309,5
8	50 E. LAVERTY	BMW S1000 RR	309,5
9	22 A. LOWES	Kawasaki ZX-10RR	308,6
10	31 G. GERLOFF	Yamaha YZF R1	306,8
11	64 F. CARICASULO	Yamaha YZF R1	305,9
12	2 L. CAMIER	Ducati Panigale V4 R	305,9
13	77 M. SCHEIB	Kawasaki ZX-10RR	305,9
14	76 L. BAZ	Yamaha YZF R1	305,9
15	66 T. SYKES	BMW S1000 RR	305,9
16	60 M. VAN DER MARK	Yamaha YZF R1	305,9
17	12 X. FORES	Kawasaki ZX-10RR	305,1
18	11 S. CORTESE	Kawasaki ZX-10RR	300,8
19	13 T. TAKAHASHI	Honda CBR1000RR-R	290,3

SEG. 1		SEG. 2		SEG. 3		SEG. 4					
1	76 L. BAZ	21.512	1	76 L. BAZ	26.149	1	1 J. REA	17.304	1	45 S. REDDING	25.387
2	1 J. REA	21.525	2	1 J. REA	26.162	2	45 S. REDDING	17.349	2	1 J. REA	25.410
3	60 M. VAN DER MARK	21.692	3	60 M. VAN DER MARK	26.252	3	76 L. BAZ	17.371	3	91 L. HASLAM	25.444
4	91 L. HASLAM	21.697	4	91 L. HASLAM	26.255	4	66 T. SYKES	17.376	4	21 M. RINALDI	25.520
5	45 S. REDDING	21.765	5	54 T. RAZGATLIOGLU	26.274	5	77 M. SCHEIB	17.448	5	66 T. SYKES	25.523
6	66 T. SYKES	21.767	6	45 S. REDDING	26.281	6	60 M. VAN DER MARK	17.448	6	11 S. CORTESE	25.532
7	54 T. RAZGATLIOGLU	21.817	7	66 T. SYKES	26.294	7	91 L. HASLAM	17.467	7	64 F. CARICASULO	25.569
8	21 M. RINALDI	21.829	8	7 C. DAVIES	26.303	8	11 S. CORTESE	17.474	8	76 L. BAZ	25.570
9	22 A. LOWES	21.852	9	50 E. LAVERTY	26.326	9	54 T. RAZGATLIOGLU	17.478	9	77 M. SCHEIB	25.625
10	64 F. CARICASULO	21.866	10	21 M. RINALDI	26.381	10	12 X. FORES	17.506	10	54 T. RAZGATLIOGLU	25.637
11	12 X. FORES	21.894	11	22 A. LOWES	26.413	11	19 A. BAUTISTA	17.556	11	12 X. FORES	25.650
12	11 S. CORTESE	21.942	12	12 X. FORES	26.481	12	21 M. RINALDI	17.563	12	60 M. VAN DER MARK	25.651
13	50 E. LAVERTY	21.953	13	31 G. GERLOFF	26.537	13	31 G. GERLOFF	17.579	13	50 E. LAVERTY	25.683
14	31 G. GERLOFF	21.967	14	11 S. CORTESE	26.547	14	22 A. LOWES	17.611	14	31 G. GERLOFF	25.758
15	19 A. BAUTISTA	21.979	15	19 A. BAUTISTA	26.564	15	50 E. LAVERTY	17.636	15	22 A. LOWES	25.771
16	7 C. DAVIES	21.997	16	77 M. SCHEIB	26.589	16	64 F. CARICASULO	17.670	16	19 A. BAUTISTA	25.778
17	77 M. SCHEIB	22.034	17	64 F. CARICASULO	26.614	17	7 C. DAVIES	17.686	17	7 C. DAVIES	25.797
18	2 L. CAMIER	22.045	18	2 L. CAMIER	26.821	18	2 L. CAMIER	17.849	18	2 L. CAMIER	26.049
19	13 T. TAKAHASHI	22.886	19	13 T. TAKAHASHI	27.729	19	13 T. TAKAHASHI	18.489	19	13 T. TAKAHASHI	26.941

25/02/2020

These data/results cannot be reproduced, stored and/or transmitted in whole or in part by any manner of electronic, mechanical, photocopying, recording, broadcasting or otherwise now known or herein after developed without the previous express consent by the copyright owner, except for reproduction in daily press and regular printed publications on sale to the public within 60 days of the event related to those data/results and always provided that copyright symbol appears together as follows below.

© DORNA WSBK ORGANIZATION Srl 2020



Phillip Island 4.445 m

## DWO Phillip Island Official Test, 24-25 February 2020

### Ideal Times Tuesday Free Practice 2

No.	Rider	Nat	Bike	Seg. 1	Seg. 2	Seg. 3	Seg. 4	Ideal Time		
				Diff. 1	Diff. 2	Diff. 3	Diff. 4	Best Lap	Pos.	Diff.
1	<b>1 J. REA</b>	GBR	Kawasaki ZX-10RR	21.525	26.162 +0.005	<b>17.304</b> +0.042	25.410 +0.075	<b>1'30.401</b> 1'30.523	1	0.122
2	<b>76 L. BAZ</b>	FRA	Yamaha YZF R1	<b>21.512</b> +0.059	<b>26.149</b>	17.371 +0.016	25.570 +0.081	<b>1'30.602</b> 1'30.758	2	0.156
3	<b>45 S. REDDING</b>	GBR	Ducati Panigale V4 R	21.765 +0.071	26.281	17.349 +0.017	<b>25.387</b> +0.015	<b>1'30.782</b> 1'30.885	4	0.103
4	<b>91 L. HASLAM</b>	GBR	Honda CBR1000RR-R	21.697	26.255 +0.019	17.467	25.444	<b>1'30.863</b> 1'30.882	3	0.019
5	<b>66 T. SYKES</b>	GBR	BMW S1000 RR	21.767	26.294 +0.018	17.376 +0.017	25.523	<b>1'30.960</b> 1'30.995	5	0.035
6	<b>60 M. VAN DER MARK</b>	NED	Yamaha YZF R1	21.692 +0.044	26.252	17.448	25.651	<b>1'31.043</b> 1'31.087	6	0.044
7	<b>54 T. RAZGATLIOGLU</b>	TUR	Yamaha YZF R1	21.817 +0.052	26.274	17.478 +0.020	25.637 +0.021	<b>1'31.206</b> 1'31.299	7	0.093
8	<b>21 M. RINALDI</b>	ITA	Ducati Panigale V4 R	21.829	26.381 +0.017	17.563 +0.097	25.520	<b>1'31.293</b> 1'31.407	8	0.114
9	<b>11 S. CORTESE</b>	GER	Kawasaki ZX-10RR	21.942 +0.065	26.547	17.474 +0.005	25.532	<b>1'31.495</b> 1'31.565	9	0.070
10	<b>12 X. FORES</b>	ESP	Kawasaki ZX-10RR	21.894	26.481	17.506 +0.002	25.650 +0.120	<b>1'31.531</b> 1'31.653	10	0.122
11	<b>50 E. LAVERTY</b>	IRL	BMW S1000 RR	21.953 +0.046	26.326	17.636 +0.002	25.683 +0.024	<b>1'31.598</b> 1'31.670	11	0.072
12	<b>22 A. LOWES</b>	GBR	Kawasaki ZX-10RR	21.852 +0.106	26.413	17.611 +0.110	25.771	<b>1'31.647</b> 1'31.863	14	0.216
13	<b>77 M. SCHEIB</b>	CHI	Kawasaki ZX-10RR	22.034 +0.066	26.589 +0.015	17.448	25.625 +0.033	<b>1'31.696</b> 1'31.810	12	0.114
14	<b>64 F. CARICASULO</b>	ITA	Yamaha YZF R1	21.866 +0.114	26.614 +0.068	17.670 +0.080	25.569	<b>1'31.719</b> 1'31.981	16	0.262
15	<b>7 C. DAVIES</b>	GBR	Ducati Panigale V4 R	21.997 +0.022	26.303	17.686 +0.021	25.797 +0.011	<b>1'31.783</b> 1'31.837	13	0.054
16	<b>31 G. GERLOFF</b>	USA	Yamaha YZF R1	21.967 +0.050	26.537	17.579 +0.050	25.758	<b>1'31.841</b> 1'31.941	15	0.100
17	<b>19 A. BAUTISTA</b>	ESP	Honda CBR1000RR-R	21.979 +0.118	26.564 +0.010	17.556	25.778	<b>1'31.877</b> 1'32.005	17	0.128
18	<b>2 L. CAMIER</b>	GBR	Ducati Panigale V4 R	22.045	26.821	17.849	26.049	<b>1'32.764</b> 1'32.764	18	
19	<b>13 T. TAKAHASHI</b>	JPN	Honda CBR1000RR-R	22.886 +0.157	27.729 +0.049	18.489	26.941 +0.063	<b>1'36.045</b> 1'36.314	19	0.269
<b>Overall Ideal Time</b>				21.512	26.149	17.304	25.387	<b>1'30.352</b>		

25/02/2020

These data/results cannot be reproduced, stored and/or transmitted in whole or in part by any manner of electronic, mechanical, photocopying, recording, broadcasting or otherwise now known or herein after developed without the previous express consent by the copyright owner, except for reproduction in daily press and regular printed publications on sale to the public within 60 days of the event related to those data/results and always provided that copyright symbol appears together as follows below.

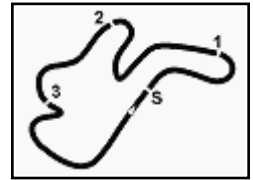
© DORNA WSBK ORGANIZATION Srl 2020

**PIRELLI PERUGIA TIMING**


Official Tyre Supplier



Official Timekeeper



Phillip Island 4.445 m

## DWO Phillip Island Official Test, 24-25 February 2020 Chronological Analysis Tuesday Free Practice 2

1 / 6

1° J. REA (1'30.523)								Lap	km/h	Local Time			
Seg.1	Seg.2	Seg.3	Seg.4	Lap Time									
1					13:41'58.220	25	21.785	27.900	17.517	25.899	1'33.101	298,3	14:35'26.690
2					13:43'46.264	26	21.832	26.471	17.436	25.737	1'31.476	299,2	14:36'58.166
3					13:45'17.141	27	22.956	29.455	17.843	15'56.256	17'06.510P	300,8	14:54'04.676
4					13:46'48.423	28	51.308	27.009	17.868	26.012	2'02.197P		14:56'06.873
5					13:48'19.535	29	21.851	26.624	17.685	26.208	1'32.368	299,2	14:57'39.241
6					13:49'50.806	30	30.685	28.668	18.077	26.114	1'43.544	300,8	14:59'22.785
7					13:51'22.370	31	21.933	26.560	17.650	26.186	1'32.329	297,5	15:00'55.114
8					13:52'53.846	32	22.002	26.696	17.700	26.165	1'32.563	297,5	15:02'27.677
9					13:54'25.240	33	25.509	29.946	19.071	11'59.799	13'14.325P	296,7	15:15'42.002
10					14:11'13.919	34	39.489	27.122	17.742	25.826	1'50.179P		15:17'32.181
11					14:12'59.815	35	21.584	26.150	17.481	25.627	1'30.842	297,5	15:19'03.023
12					14:14'30.341	36	21.702	26.278	17.512	25.745	1'31.237	298,3	15:20'34.260
13					14:15'59.009	37	21.658	26.431	17.457	26.027	1'31.573	297,5	15:22'05.833
14					14:17'28.000	38	21.847	26.353	17.494	25.866	1'31.560	296,7	15:23'37.393
15					14:19'00.000	39	23.484	30.250	19.346	7'52.152	9'05.232P	299,2	15:32'42.625
16					14:20'52.554	40	35.111	28.204	18.083	26.211	1'47.609P		15:34'30.234
17					14:22'45.456	41	21.571	26.149	17.387	25.651	1'30.758	297,5	15:36'00.992
18					14:24'38.548	42	23.464	33.003	17.991	26.116	1'40.574	300,0	15:37'41.566
19					14:26'31.784	43	21.621	26.219	17.414	25.751	1'31.005	298,3	15:39'12.571
20					14:28'24.565	44	21.804	26.292	17.371	25.938	1'31.405	299,2	15:40'43.976

3° 91 L. HASLAM (1'30.882)								Lap	km/h	Local Time			
Seg.1	Seg.2	Seg.3	Seg.4	Lap Time									
1					15:10'04.323	1							13:40'33.318
2					15:11'49.144	2	34.495	27.557	18.161	26.500	1'46.713P		13:42'20.031
3					15:13'20.787	3	21.967	26.514	17.701	25.734	1'31.916	310,3	13:43'51.947
4					15:14'52.916	4	21.982	26.554	18.825	11'40.090	12'47.451P	311,2	13:56'39.398
5					15:16'33.995	5	35.754	28.743	18.153	26.240	1'48.890P		13:58'28.288
6					15:18'15.995	6	21.995	27.405	18.256	26.182	1'33.838	307,7	14:00'02.126
7					15:19'57.771	7	21.998	26.473	17.676	25.951	1'32.098	306,8	14:01'34.224
8					15:21'39.741	8	23.500	28.669	19.133	10'59.395	12'10.697P	309,5	14:13'44.921
9					15:23'21.686	9	34.207	27.057	18.008	25.994	1'45.266P		14:15'30.187
10					15:25'03.685	10	21.944	26.360	17.736	25.675	1'31.715	312,1	14:17'01.902
11					15:26'45.288	11	21.874	26.566	17.703	11'09.852	12'15.995P	312,1	14:29'17.897
12					15:28'27.084	12	37.458	28.408	18.307	27.100	1'51.273P		14:31'09.170
13					15:30'08.686	13	22.075	29.937	18.991	27.045	1'38.048	312,1	14:32'47.218
14					15:31'49.144	14	21.731	26.475	17.524	25.660	1'31.390	310,3	14:34'18.608
15					15:33'29.741	15	21.903	26.593	17.559	25.693	1'31.748	308,6	14:35'50.356
16					15:35'10.422	16	23.705	28.802	18.968	14'00.591	15'12.066P	309,5	14:51'02.422
17					15:36'51.166	17	35.520	27.422	17.750	26.052	1'46.744P		14:52'49.166
18					15:38'31.995	18	21.811	26.512	17.555	25.677	1'31.555	309,5	14:54'20.721
19					15:40'12.262	19	23.592	28.371	18.486	11'48.337	12'58.786P	310,3	15:07'19.507
20					15:41'53.995	20	35.856	28.733	19.055	26.920	1'50.564P		15:09'10.071
21					15:43'35.336	21	22.509	27.398	17.993	26.365	1'34.265	306,8	15:10'44.336
22					15:45'15.889	22	23.774	28.197	18.162	9'14.420	10'24.553P	309,5	15:21'08.889
23					15:46'58.991	23	37.040	28.833	17.962	26.267	1'50.102P		15:22'58.991
24					15:48'40.309	24	21.773	26.255	17.581	25.709	1'31.318	310,3	15:24'30.309
25					15:50'21.969	25	21.868	26.509	17.581	25.702	1'31.660	308,6	15:26'01.969
26					15:51'53.147	26	21.879	26.715	17.758	25.826	1'32.178	308,6	15:27'34.147
27					15:53'35.283	27	22.125	26.585	17.601	25.825	1'32.136	307,7	15:29'06.283
28					15:55'17.616	28	21.902	26.752	17.765	25.914	1'32.333	308,6	15:30'38.616
29					15:56'59.873	29	21.984	26.532	18.766	5'09.975	6'17.257P	309,5	15:36'55.873
30					15:58'41.549	30	34.204	27.147	17.675	25.650	1'44.676P		15:38'40.549
31					15:59'23.431	31	21.697	26.274	17.467	25.444	1'30.882	309,5	15:40'11.431

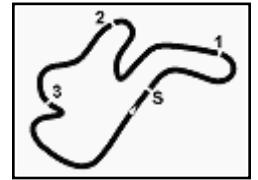
  

4° 45 S. REDDING (1'30.885)								Lap	km/h	Local Time			
Seg.1	Seg.2	Seg.3	Seg.4	Lap Time									
1					13:41'21.037	1							13:41'21.037
2					13:43'07.849	2	34.174	28.108	18.419	26.111	1'46.812P		13:43'07.849
3					13:44'39.542	3	22.218	26.470	17.551	25.454	1'31.693	307,7	13:44'39.542
4					13:46'10.570	4	21.826	26.340	17.380	25.482	1'31.028	310,3	13:46'10.570
5					13:47'48.441	5	21.946	31.476	18.671	25.778	1'37.871	308,6	13:47'48.441
6					13:49'19.326	6	21.836	26.281	17.366	25.402	1'30.885	308,6	13:49'19.326

25/02/2020 P = Pits In/Out - C = Lap Time Cancelled

These data/results cannot be reproduced, stored and/or transmitted in whole or in part by any manner of electronic, mechanical, photocopying, recording, broadcasting or otherwise now known or herein after developed without the previous express consent by the copyright owner, except for reproduction in daily press and regular printed publications on sale to the public within 60 days of the event related to those data/results and always provided that copyright symbol appears together as follows below.

© DORNA WSBK ORGANIZATION Srl 2020



Phillip Island 4.445 m

2 / 6

## DWO Phillip Island Official Test, 24-25 February 2020 Chronological Analysis Tuesday Free Practice 2

7	21.928	26.317	17.414	39'23.623	40'29.282P	308,6	14:29'48.608	12	21.780	26.409	17.632	5'56.911	7'02.732P	303,4	14:11'54.385
8	34.614	28.467	18.187	26.105	1'47.373P		14:31'35.981	13	33.384	27.585	17.608	25.808	1'44.385P		14:13'38.770
9	22.034	26.524	17.465	25.453	1'31.476	305,1	14:33'07.457	14	21.801	26.509	17.473	25.760	1'31.543	303,4	14:15'10.313
10	21.800	26.423	17.373	25.457	1'31.053	306,8	14:34'38.510	15	21.835	26.486	17.647	25.822	1'31.790	305,1	14:16'42.103
11	<b>21.765</b>	26.328	<b>17.349</b>	25.513	1'30.955	308,6	14:36'09.465	16	21.866	26.463	17.593	25.746	1'31.668	<b>305,9</b>	14:18'13.771
12	25.556	29.403	19.962	30'36.383	31'51.304P	307,7	15:08'00.769	17	21.834	26.523	17.550	25.713	1'31.620	304,2	14:19'45.391
13	36.770	27.527	18.085	25.926	1'48.308P		15:09'49.077	18	21.805	26.586	17.528	25.695	1'31.614	<b>305,9</b>	14:21'17.005
14	22.145	26.700	17.598	25.702	1'32.145	304,2	15:11'21.222	19	21.819	26.525	17.577	25.783	1'31.704	304,2	14:22'48.709
15	22.073	26.468	17.606	25.605	1'31.752	304,2	15:12'52.974	20	21.775	26.476	17.552	25.697	1'31.500	305,1	14:24'20.209
16	21.945	26.712	17.615	25.813	1'32.085	305,9	15:14'25.059	21	21.817	26.620	17.619	25.771	1'31.827	304,2	14:25'52.036
17	23.249	26.558	17.486	16'05.683	17'12.976P	303,4	15:31'38.035	22	21.777	26.556	17.566	25.890	1'31.789	305,1	14:27'23.825
18	34.334	27.498	17.707	25.677	1'45.216P		15:33'23.251	23	21.940	26.569	17.568	25.844	1'31.921	304,2	14:28'55.746
19	21.886	26.322	17.420	<b>25.387</b>	1'31.015	304,2	15:34'54.266	24	21.867	26.478	17.625	25.951	1'31.921	305,1	14:30'27.667
20	21.881	26.453	17.405	25.636	1'31.375	305,9	15:36'25.641	25	21.923	26.577	17.606	26.000	1'32.106	303,4	14:31'59.773
21	21.847	26.446	17.508	25.706	1'31.507	306,8	15:37'57.148	26	21.788	26.509	17.660	26.002	1'31.959	<b>305,9</b>	14:33'31.732
22	21.845	26.493	17.498	25.756	1'31.592	306,8	15:39'28.740	27	21.993	26.823	17.651	26.039	1'32.506	304,2	14:35'04.238
23	21.948	26.538	17.477	25.660	1'31.623	306,8	15:41'00.363	28	22.028	26.792	17.811	26.196	1'32.827	303,4	14:36'37.065
								29	25.450	30.035	19.136	34'41.011	35'55.632P	302,5	15:12'32.697
								30	34.258	31.940	21.388	25.805	1'53.391P		15:14'26.088

### 5° **66 T. SYKES (1'30.995)**

Lap	Seg.1	Seg.2	Seg.3	Seg.4	Lap Time	km/h	Local Time
1							13:48'52.683
2	37.398	28.326	17.892	26.005	1'49.621P		13:50'42.304
3	21.805	26.318	17.490	25.743	1'31.356	302,5	13:52'13.660
4	22.556	27.567	17.838	26.047	1'34.008	302,5	13:53'47.668
5	21.825	26.536	17.401	25.698	1'31.460	304,2	13:55'19.128
6	21.929	26.422	17.388	25.657	1'31.396	303,4	13:56'50.524
7	23.165	27.657	18.160	13'58.513	15'07.495P	305,1	14:11'58.019
8	35.322	27.105	18.105	26.310	1'46.842P		14:13'44.861
9	21.948	26.318	<b>17.376</b>	25.573	1'31.215	303,4	14:15'16.076
10	21.841	<b>26.294</b>	17.433	25.564	1'31.132	305,1	14:16'47.208
11	22.438	27.406	17.848	25.801	1'33.493	304,2	14:18'20.701
12	21.879	26.407	17.467	25.610	1'31.363	305,1	14:19'52.064
13	22.683	26.953	17.928	19'32.859	20'40.423P	<b>305,9</b>	14:40'32.487
14	36.800	27.948	17.877	26.120	1'48.745P		14:42'21.232
15	22.361	27.156	17.966	26.192	1'33.675	<b>305,9</b>	14:43'54.907
16	22.263	26.665	18.213	26.700	1'33.841	304,2	14:45'28.748
17	22.456	27.154	18.225	15'48.267	16'56.102P	304,2	15:02'24.850
18	36.261	27.531	17.786	26.049	1'47.627P		15:04'12.477
19	25.371	27.915	18.131	25.590	1'37.007	303,4	15:05'49.484
20	<b>21.767</b>	26.312	17.393	<b>25.523</b>	<b>1'30.995</b>	304,2	15:07'20.479
21	23.111	27.592	18.176	25.889	1'34.768	303,4	15:08'55.247
22	22.129	27.761	18.044	12'57.546	14'05.480P	304,2	15:23'00.720
23	34.656	27.215	17.770	26.406	1'46.047P		15:24'46.774
24	21.979	26.740	17.840	26.181	1'32.740	302,5	15:26'19.514
25	21.943	26.452	17.486	25.911	1'31.792	303,4	15:27'51.306
26	24.623	27.317	18.034	6'30.142	7'40.116P	302,5	15:35'31.422
27	42.931	32.733	18.201	29.022	2'02.887P		15:37'34.309
28	21.813	26.533	17.526	25.799	1'31.671	304,2	15:39'05.980
29	23.510	32.535	17.988	26.163	1'40.196	302,5	15:40'46.176

### 7° **54 T. RAZGATLIOGLU (1'31.299)**

Lap	Seg.1	Seg.2	Seg.3	Seg.4	Lap Time	km/h	Local Time
1							13:41'47.732
2	33.442	27.261	17.675	25.961	1'44.339P		13:43'32.071
3	22.179	26.376	17.516	<b>25.637</b>	1'31.708	303,4	13:45'03.779
4	21.847	26.402	17.501	25.815	1'31.565	307,7	13:46'35.344
5	21.879	26.445	17.559	25.798	1'31.681	306,8	13:48'07.025
6	21.951	26.487	17.546	25.861	1'31.845	307,7	13:49'38.870
7	21.859	26.368	17.491	25.930	1'31.648	308,6	13:51'10.518
8	24.133	33.731	20.133	25.734	1'43.731	303,4	13:52'54.249
9	21.898	26.347	<b>17.478</b>	25.677	1'31.400	306,8	13:54'25.649
10	22.068	26.720	17.635	25.944	1'32.367	308,6	13:55'58.016
11	22.213	26.442	17.684	26.045	1'32.384	304,2	13:57'30.400
12	23.552	33.301	21.921	14'51.530	16'10.304P	303,4	14:13'40.704
13	33.153	27.538	18.090	26.130	1'44.911P		14:15'25.615
14	27.870	27.107	17.702	25.837	1'38.516	304,2	14:17'04.131
15	21.866	26.364	17.558	25.788	1'31.576	305,9	14:18'35.707
16	<b>21.817</b>	35.804	18.565	26.210	1'42.396	305,1	14:20'18.103
17	21.881	26.516	17.613	25.783	1'31.793	304,2	14:21'49.896
18	24.283	29.801	18.442	17'51.032	19'03.558P	304,2	14:40'53.454
19	34.498	27.549	17.959	26.116	1'46.122P		14:42'39.576
20	21.885	26.549	17.532	25.746	1'31.712	304,2	14:44'11.288
21	21.846	26.305	17.555	25.918	1'31.624	305,9	14:45'42.912
22	21.859	26.497	17.597	25.866	1'31.819	305,1	14:47'14.731
23	22.115	26.569	17.622	25.873	1'32.179	304,2	14:48'46.910
24	22.005	26.586	17.659	25.843	1'32.093	305,1	14:50'19.003
25	23.809	33.106	18.985	11'26.538	12'42.438P	304,2	15:03'01.441
26	33.952	27.331	18.376	26.190	1'45.849P		15:04'47.290
27	23.361	26.733	17.686	25.771	1'33.551	297,5	15:06'20.841
28	22.219	26.541	17.677	25.755	1'32.192	307,7	15:07'53.033
29	21.919	26.608	17.779	25.755	1'32.061	<b>309,5</b>	15:09'25.094
30	22.055	26.430	17.612	25.873	1'31.970	307,7	15:10'57.064
31	22.085	26.663	17.760	26.005	1'32.513	305,1	15:12'29.577
32	25.300	32.385	21.144	15'01.215	16'20.044P	301,7	15:28'49.621

25/02/2020 P = Pits In/Out - C = Lap Time Cancelled

These data/results cannot be reproduced, stored and/or transmitted in whole or in part by any manner of electronic, mechanical, photocopying, recording, broadcasting or otherwise now known or herein after developed without the previous express consent by the copyright owner, except for reproduction in daily press and regular printed publications on sale to the public within 60 days of the event related to those data/results and always provided that copyright symbol appears together as follows below.

© DORNA WSBK ORGANIZATION Srl 2020

FICR PERUGIA TIMING



Official Tyre Supplier



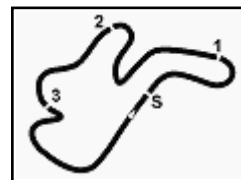
Official Timekeeper











Phillip Island 4.445 m

## DWO Phillip Island Official Test, 24-25 February 2020 Chronological Analysis Tuesday Free Practice 2

6 / 6

21	22.191	26.913	17.871	26.261	1'33.236	313,0	14:42'17.658	17	23.215	28.601	19.081	27.058	1'37.955	286,5	15:20'05.191
22	22.467	26.977	17.945	26.352	1'33.741	312,1	14:43'51.399	18	23.006	27.741	18.775	26.954	1'36.476	289,5	15:21'41.667
23	22.433	27.015	17.940	26.255	1'33.643	313,0	14:45'25.042	19	23.783	29.167	19.269	11'05.257	12'17.476P	280,5	15:33'59.143
24	23.957	28.998	20.052	8'07.083	9'20.090P	312,1	14:54'45.132	20	37.612	30.783	18.962	27.116	1'54.473P		15:35'53.616
25	34.260	27.059	17.733	25.873	1'44.925P		14:56'30.057	21	23.194	<b>27.729</b>	18.575	27.210	1'36.708	286,5	15:37'30.324
26	22.097	26.574	<b>17.556</b>	<b>25.778</b>	<b>1'32.005</b>	312,1	14:58'02.062	22	24.933	32.906	20.629	27.336	1'45.804	285,0	15:39'16.128
27	<b>21.979</b>	26.690	17.616	26.004	1'32.289	314,0	14:59'34.351								
28	23.004	29.394	18.691	5'48.635	6'59.724P	312,1	15:06'34.075								
29	35.316	27.460	17.776	25.868	1'46.420P		15:08'20.495								
30	22.021	26.598	17.845	25.872	1'32.336	313,0	15:09'52.831								
31	22.047	26.827	17.726	25.944	1'32.544	314,9	15:11'25.375								
32	22.045	26.666	17.682	25.875	1'32.268	<b>317,6</b>	15:12'57.643								
33	22.107	26.779	17.796	26.104	1'32.786	316,7	15:14'30.429								
34	22.232	26.690	17.826	25.987	1'32.735	314,0	15:16'03.164								
35	22.331	26.710	17.849	26.126	1'33.016	313,0	15:17'36.180								
36	22.313	27.074	17.779	25.996	1'33.162	310,3	15:19'09.342								
37	22.223	26.817	17.736	26.041	1'32.817	311,2	15:20'42.159								
38	22.163	26.890	17.717	26.006	1'32.776	313,0	15:22'14.935								
39	22.285	26.781	17.849	26.095	1'33.010	312,1	15:23'47.945								
40	22.310	26.790	17.818	26.254	1'33.172	312,1	15:25'21.117								
41	22.456	26.899	17.775	26.081	1'33.211	307,7	15:26'54.328								
42	22.167	26.720	17.775	25.981	1'32.643	314,0	15:28'26.971								
43	22.230	26.806	17.768	26.124	1'32.928	312,1	15:29'59.899								
44	22.387	26.799	17.886	26.083	1'33.155	312,1	15:31'33.054								
45	22.187	26.823	17.824	26.105	1'32.939	312,1	15:33'05.993								
46	22.325	26.869	17.801	26.341	1'33.336	312,1	15:34'39.329								
47	22.390	27.176	18.010	26.270	1'33.846	310,3	15:36'13.175								
48	22.417	27.116	17.906	26.500	1'33.939	314,0	15:37'47.114								
49	22.529	27.315	18.136	26.561	1'34.541	309,5	15:39'21.655								
50	22.820	27.350	18.273	26.619	1'35.062	313,0	15:40'56.717								

### 18° 2 L. CAMIER (1'32.764)

Lap	Seg.1	Seg.2	Seg.3	Seg.4	Lap Time	km/h	Local Time
1							13:41'37.312
2	36.440	28.215	18.501	26.689	1'49.845P		13:43'27.157
3	22.517	27.885	17.907	26.077	1'34.386	300,0	13:45'01.543
4	22.309	34.506	18.939	27.747	1'43.501	305,1	13:46'45.044
5	<b>22.045</b>	<b>26.821</b>	<b>17.849</b>	<b>26.049</b>	<b>1'32.764</b>	<b>305,9</b>	13:48'17.808
6	22.156	28.625	17.885	21'45.283	22'53.949P	304,2	14:11'11.757
7	35.520	29.035	18.259	26.211	1'49.025P		14:13'00.782
8	22.179	26.847	17.923	26.116	1'33.065	303,4	14:14'33.847
9	22.208	26.903	17.943	26.211	1'33.265	304,2	14:16'07.112
10	23.912	29.515	18.833	1:21'35.940	1:22'48.200P	305,1	15:38'55.312
11	1'04.465	29.313	19.107	27.267	2'20.152P		15:41'15.464

### 19° 13 T. TAKAHASHI (1'36.314)

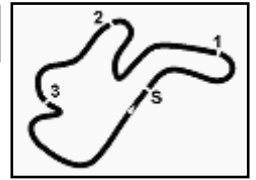
Lap	Seg.1	Seg.2	Seg.3	Seg.4	Lap Time	km/h	Local Time
1							14:27'12.728
2	42.211	33.788	20.571	32.443	2'09.013P		14:29'21.741
3	25.715	30.177	19.625	28.743	1'44.260	262,8	14:31'06.001
4	25.274	30.945	19.282	27.295	1'42.796	279,1	14:32'48.797
5	23.374	28.523	18.840	9'25.239	10'35.976P	285,7	14:43'24.773
6	37.196	29.270	19.028	27.196	1'52.690P		14:45'17.463
7	23.190	28.090	18.719	27.228	1'37.227	287,2	14:46'54.690
8	23.171	28.000	18.709	27.201	1'37.081	287,2	14:48'31.771
9	23.175	28.012	18.765	<b>26.941</b>	1'36.893	289,5	14:50'08.664
10	23.089	27.830	18.529	27.334	1'36.782	289,5	14:51'45.446
11	23.074	29.403	19.597	27.394	1'39.468	285,7	14:53'24.914
12	23.071	27.999	18.752	27.069	1'36.891	<b>290,3</b>	14:55'01.805
13	23.950	28.440	19.149	17'02.188	18'13.727P	279,1	15:13'15.532
14	39.450	30.091	19.256	27.405	1'56.202P		15:15'11.734
15	23.816	29.508	18.569	27.295	1'39.188	282,0	15:16'50.922
16	23.043	27.778	<b>18.489</b>	27.004	<b>1'36.314</b>	285,0	15:18'27.236

25/02/2020 P = Pits In/Out - C = Lap Time Cancelled

These data/results cannot be reproduced, stored and/or transmitted in whole or in part by any manner of electronic, mechanical, photocopying, recording, broadcasting or otherwise now known or herein after developed without the previous express consent by the copyright owner, except for reproduction in daily press and regular printed publications on sale to the public within 60 days of the event related to those data/results and always provided that copyright symbol appears together as follows below.

© DORNA WSBK ORGANIZATION Srl 2020





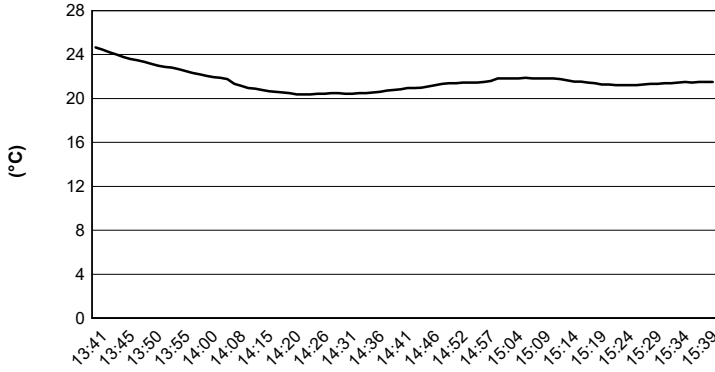
Phillip Island 4.445 m

## DWO Phillip Island Official Test, 24-25 February 2020

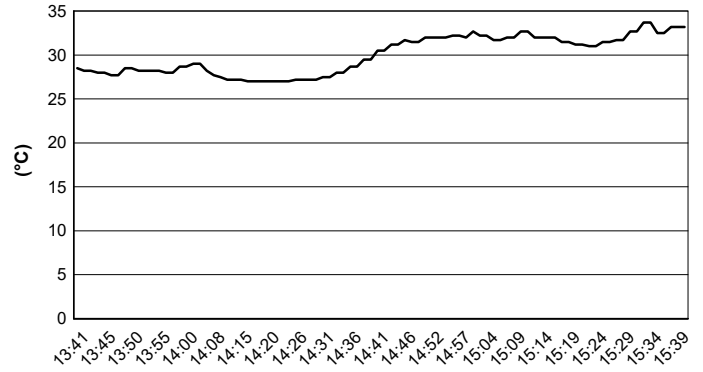
### Weather Report Tuesday Free Practice 2

Session started 13:40 - Session ended 15:41

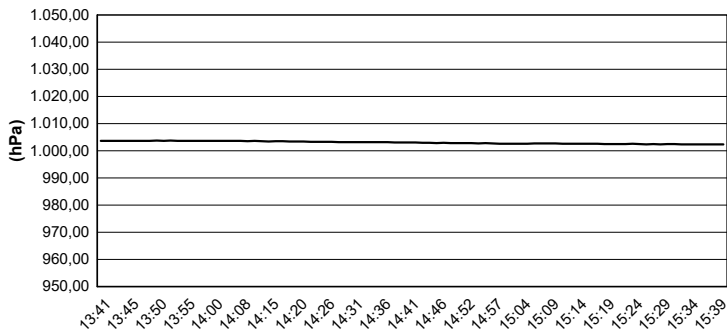
#### Air Temperature



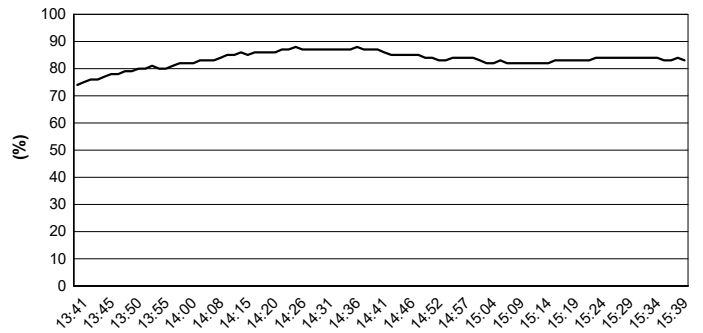
#### Track Temperature



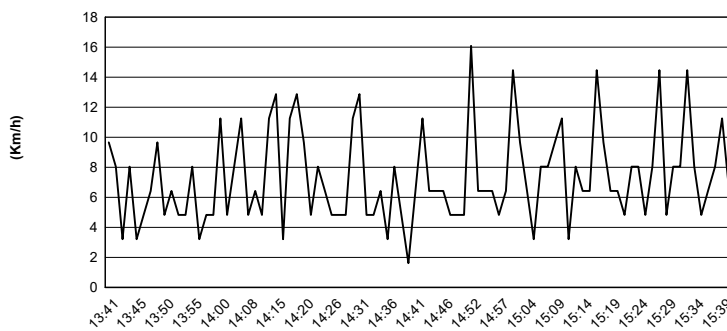
#### Air Pressure



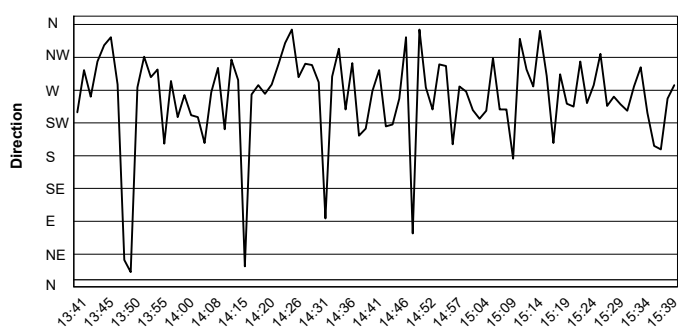
#### Humidity



#### Wind Speed



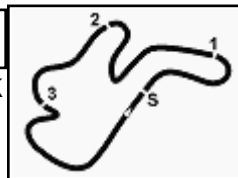
#### Wind Direction



25/02/2020

These data/results cannot be reproduced, stored and/or transmitted in whole or in part by any manner of electronic, mechanical, photocopying, recording, broadcasting or otherwise now known or herein after developed without the previous express consent by the copyright owner, except for reproduction in daily press and regular printed publications on sale to the public within 60 days of the event related to those data/results and always provided that copyright symbol appears together as follows below.

© DORNA WSBK ORGANIZATION Srl 2020



Phillip Island 4.445 m

## DWO Phillip Island Official Test, 24-25 February 2020

### Free Practices Combined Results

No.	Rider	Nat	Team	Bike	FP 1	FP 2	FP 3	FP 4	Time	Gap	Rel.	Laps
1	1 J. REA	GBR	Kawasaki Racing Team WorldSBK	Kawasaki ZX-10RR	1'31.495	1'30.996	<b>1'30.448</b>	1'30.523	<b>1'30.448</b>			95
2	76 L. BAZ	FRA	Ten Kate Racing Yamaha	Yamaha YZF R1	1'31.609	1'30.777	<b>1'30.524</b>	1'30.758	<b>1'30.524</b>	0.076	0.076	115
3	66 T. SYKES	GBR	BMW Motorrad WorldSBK Team	BMW S1000 RR	1'30.938	1'30.762	<b>1'30.568</b>	1'30.995	<b>1'30.568</b>	0.120	0.044	98
4	54 T. RAZGATLIOGLU	TUR	PATA YAMAHA WorldSBK Official Team	Yamaha YZF R1	1'31.275	<b>1'30.740</b>	1'30.752	1'31.299	<b>1'30.740</b>	0.292	0.172	123
5	91 L. HASLAM	GBR	Team HRC	Honda CBR1000RR-R	1'32.228	1'31.196	1'31.046	<b>1'30.882</b>	<b>1'30.882</b>	0.434	0.142	93
6	45 S. REDDING	GBR	ARUBA.IT Racing - Ducati	Ducati Panigale V4 R	1'31.788	1'31.236	1'31.022	<b>1'30.885</b>	<b>1'30.885</b>	0.437	0.003	91
7	60 M. VAN DER MARK	NED	PATA YAMAHA WorldSBK Official Team	Yamaha YZF R1	1'31.252	1'31.440	<b>1'31.077</b>	1'31.087	<b>1'31.077</b>	0.629	0.192	103
8	21 M. RINALDI	ITA	Team GOELEVEN	Ducati Panigale V4 R	1'33.674	1'32.272	1'31.438	<b>1'31.407</b>	<b>1'31.407</b>	0.959	0.330	91
9	50 E. LAVERTY	IRL	BMW Motorrad WorldSBK Team	BMW S1000 RR	1'32.893	1'31.585	<b>1'31.436</b>	1'31.670	<b>1'31.436</b>	0.988	0.029	95
10	19 A. BAUTISTA	ESP	Team HRC	Honda CBR1000RR-R	1'32.669	1'32.541	<b>1'31.453</b>	1'32.005	<b>1'31.453</b>	1.005	0.017	126
11	7 C. DAVIES	GBR	ARUBA.IT Racing - Ducati	Ducati Panigale V4 R	1'32.117	1'32.113	<b>1'31.533</b>	1'31.837	<b>1'31.533</b>	1.085	0.080	109
12	22 A. LOWES	GBR	Kawasaki Racing Team WorldSBK	Kawasaki ZX-10RR	1'32.049	1'31.665	<b>1'31.560</b>	1'31.863	<b>1'31.560</b>	1.112	0.027	124
13	11 S. CORTESE	GER	OUTDO Kawasaki TPR	Kawasaki ZX-10RR	1'33.344	1'32.264	1'31.781	<b>1'31.565</b>	<b>1'31.565</b>	1.117	0.005	76
14	12 X. FORES	ESP	Kawasaki Puccetti Racing	Kawasaki ZX-10RR	1'32.414	1'32.487	1'32.312	<b>1'31.653</b>	<b>1'31.653</b>	1.205	0.088	105
15	77 M. SCHEIB	CHI	ORELAC Racing VERDNATURA	Kawasaki ZX-10RR	1'35.578	1'32.498	1'32.415	<b>1'31.810</b>	<b>1'31.810</b>	1.362	0.157	94
16	31 G. GERLOFF	USA	GRT Yamaha WorldSBK Junior Team	Yamaha YZF R1	1'34.184	1'32.829	1'32.405	<b>1'31.941</b>	<b>1'31.941</b>	1.493	0.131	109
17	64 F. CARICASULO	ITA	GRT Yamaha WorldSBK Junior Team	Yamaha YZF R1	1'33.532	1'32.706	<b>1'31.944</b>	1'31.981	<b>1'31.944</b>	1.496	0.003	102
18	2 L. CAMIER	GBR	Barni Racing Team	Ducati Panigale V4 R	1'34.097	1'33.629	<b>1'32.676</b>	1'32.764	<b>1'32.676</b>	2.228	0.732	65
19	13 T. TAKAHASHI	JPN	MIE Racing	Honda CBR1000RR-R	1'36.346			<b>1'36.314</b>	<b>1'36.314</b>	5.866	3.638	39

25/02/2020

These data/results cannot be reproduced, stored and/or transmitted in whole or in part by any manner of electronic, mechanical, photocopying, recording, broadcasting or otherwise now known or herein after developed without the previous express consent by the copyright owner, except for reproduction in daily press and regular printed publications on sale to the public within 60 days of the event related to those data/results and always provided that copyright symbol appears together as follows below.

© DORNA WSBK ORGANIZATION Srl 2020

**FKR PERUGIA TIMING**


Official Tyre Supplier



Official Timekeeper