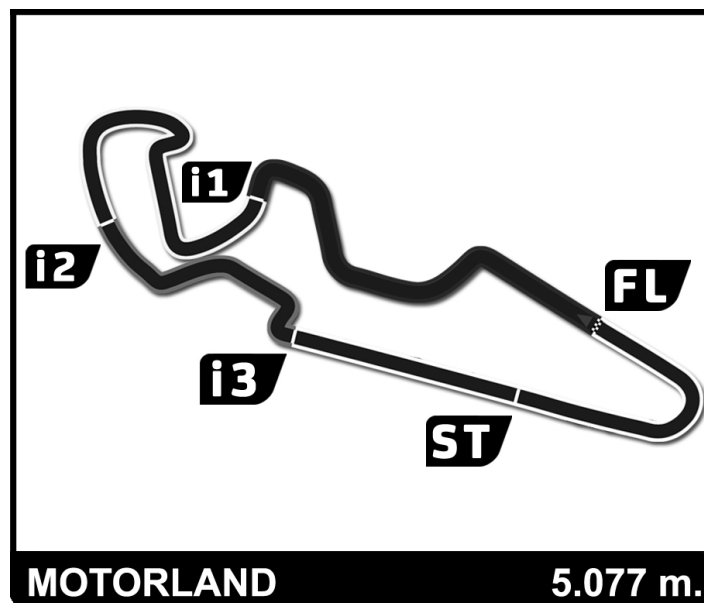
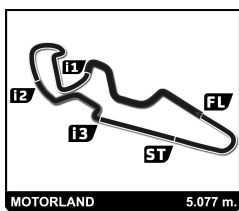


# DWO Supported Test Motorland

World SBK  
Results Booklet





## World SBK DWO Supported Test Motorland Free Practice 1

### Classification

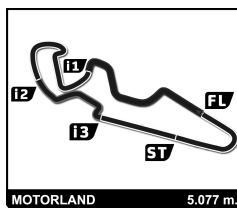
No	Rider	Nat	Team	Bike	Tires	Cl.	Time	Lap Total	Gap	Kph
1	1 Toprak Razgatliouglu	TUR	Pata Yamaha with Brixx WorldSBK	Yamaha YZF R1	WSBK		<b>1:50.783</b>	10 10	- -	<b>165.0</b>
2	65 Jonathan Rea	GBR	Kawasaki Racing Team WorldSBK	Kawasaki ZX-10RR	WSBK		<b>1:51.337</b>	3 4	+0.554 +0.554	<b>164.2</b>
3	19 Alvaro Bautista	ESP	Aruba.It Racing - Ducati	Ducati Panigale V4R	WSBK		<b>1:51.611</b>	9 12	+0.828 +0.274	<b>163.8</b>
4	55 Andrea Locatelli	ITA	Pata Yamaha with Brixx WorldSBK	Yamaha YZF R1	WSBK		<b>1:51.866</b>	4 7	+1.083 +0.255	<b>163.4</b>
5	21 Michael Rinaldi	ITA	Aruba.It Racing - Ducati	Ducati Panigale V4R	WSBK		<b>1:52.079</b>	8 8	+1.296 +0.213	<b>163.1</b>
6	45 Scott Redding	GBR	BMW Motorrad WorldSBK Team	BMW M1000RR	WSBK		<b>1:53.158</b>	12 12	+2.375 +1.079	<b>161.5</b>
7	5 Philipp Oettl	DEU	Team Goeleven	Ducati Panigale V4R	WSBK		<b>1:54.122</b>	4 5	+3.339 +0.964	<b>160.2</b>
8	52 Oliver Konig	CZE	Orelac Racing Verdnatura	Kawasaki ZX-10RR	WSBK		<b>1:54.293</b>	16 18	+3.510 +0.171	<b>159.9</b>
9	2 Roberto Tamburini	ITA	Yamaha Motorex WorldSBK Team	Yamaha YZF R1	WSBK		<b>1:54.408</b>	5 6	+3.625 +0.115	<b>159.8</b>
10	23 Christophe Ponsson	FRA	Gil Motor Sport-Yamaha	Yamaha YZF R1	WSBK		<b>1:55.198</b>	6 11	+4.415 +0.790	<b>158.7</b>
11	3 Kohta Nozane	JPN	GYTR GRT Yamaha WorldSBK Team	Yamaha YZF R1	WSBK		<b>1:56.622</b>	2 3	+5.839 +1.424	<b>156.7</b>
12	36 Leandro Mercado	ARG	MIE Racing Honda Team	Honda CBR1000 RR-F	WSBK		<b>1:56.889</b>	8 10	+6.106 +0.267	<b>156.4</b>
13	47 Axel Bassani	ITA	Motocorsa Racing	Ducati Panigale V4R	WSBK		<b>1:57.949</b>	2 3	+7.166 +1.060	<b>155.0</b>
14	35 Hafizh Syahrin	MYS	MIE Racing Honda Team	Honda CBR1000 RR-F	WSBK		<b>1:58.532</b>	6 6	+7.749 +0.583	<b>154.2</b>
15	7 Iker Lecuona	ESP	Team HRC	Honda CBR1000 RR-F	WSBK					
16	16 Gabriele Rui	ITA	Bmax Racing	BMW M1000RR	WSBK					
17	22 Alex Lowes	GBR	Kawasaki Racing Team WorldSBK	Kawasaki ZX-10RR	WSBK					
18	29 Luca Bernardi	SMR	BARNI Spark Racing Team	Ducati Panigale V4R	WSBK					
19	31 Garrett Gerloff	USA	GYTR GRT Yamaha WorldSBK Team	Yamaha YZF R1	WSBK			2		
20	37 Illia Mykhalchuk	UKR	BMW Motorrad WorldSBK Team	BMW M1000RR	WSBK			1		
21	44 Lucas Mahias	FRA	Kawasaki Puccetti Racing	Kawasaki ZX-10RR	WSBK					
22	50 Eugene Laverty	IRL	Bonovo Action BMW	BMW M1000RR	WSBK			2		
23	76 Loris Baz	FRA	Bonovo Action BMW	BMW M1000RR	WSBK			2		
24	84 Loris Cressson	BEL	TPR Team Pedercini Racing	Kawasaki ZX-10RR	WSBK					
25	97 Xavi Vierge	ESP	Team HRC	Honda CBR1000 RR-F	WSBK					

**Fastest Lap:** Lap 10 Toprak Razgatliouglu **1:50.783** 165.0 Kph

Published at: .....

Track Status: **DRY**

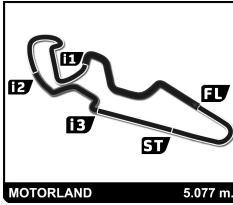
<b>Race Director:</b>	<b>Timekeeper:</b>
-----------------------	--------------------



## World SBK DWO Supported Test Motorland Free Practice 1

### Best Sector Times

Sector 1			Sector 2			Sector 3			Sector 4			Pos	No	Ideal Lap	Best Lap	
Pos	No	Rider	Time	No	Rider	Time	No	Rider	Time	No	Rider					Time
1	65	J.Rea	31.789	1	T.Razgatiouglu	31.247	1	T.Razgatiouglu	21.317	19	A.Bautista	26.183	1	1	1:50.757	1:50.783 (1)
2	1	T.Razgatiouglu	31.790	65	J.Rea	31.306	65	J.Rea	21.507	65	J.Rea	26.401	2	65	1:51.003	1:51.337 (2)
3	55	A.Locatelli	31.849	21	M.Rinaldi	31.483	55	A.Locatelli	21.630	1	T.Razgatiouglu	26.403	3	19	1:51.387	1:51.611 (3)
4	19	A.Bautista	31.968	19	A.Bautista	31.505	19	A.Bautista	21.731	21	M.Rinaldi	26.438	4	55	1:51.854	1:51.866 (4)
5	21	M.Rinaldi	32.124	55	A.Locatelli	31.608	21	M.Rinaldi	21.840	5	P.Oettl	26.463	5	21	1:51.885	1:52.079 (5)
6	45	S.Redding	32.443	45	S.Redding	31.943	45	S.Redding	21.867	45	S.Redding	26.717	6	45	1:52.970	1:53.158 (6)
7	2	R.Tamburini	32.807	23	C.Ponsson	32.228	52	O.Konig	21.960	55	A.Locatelli	26.767	7	5	1:53.926	1:54.122 (7)
8	5	P.Oettl	32.885	52	O.Konig	32.312	2	R.Tamburini	22.142	52	O.Konig	26.961	8	52	1:54.230	1:54.293 (8)
9	52	O.Konig	32.997	2	R.Tamburini	32.336	5	P.Oettl	22.230	2	R.Tamburini	26.969	9	2	1:54.254	1:54.408 (9)
10	23	C.Ponsson	33.077	5	P.Oettl	32.348	3	K.Nozone	22.453	23	C.Ponsson	27.191	10	23	1:55.198	1:55.198 (10)
11	3	K.Nozone	33.393	3	K.Nozone	32.548	36	L.Mercado	22.575	47	A.Bassani	27.313	11	3	1:55.822	1:56.622 (11)
12	36	L.Mercado	33.547	76	L.Baz	32.644	23	C.Ponsson	22.702	3	K.Nozone	27.428	12	36	1:56.452	1:56.889 (12)
13	76	L.Baz	34.290	31	G.Gerloff	32.809	35	H.Syahrin	22.959	36	L.Mercado	27.483	13	47	1:57.949	1:57.949 (13)
14	47	A.Bassani	34.387	36	L.Mercado	32.847	47	A.Bassani	23.058	35	H.Syahrin	27.620	14	76	1:58.138	
15	35	H.Syahrin	34.391	47	A.Bassani	33.191	76	L.Baz	23.187	50	E.Laverty	27.757	15	35	1:58.532	1:58.532 (14)



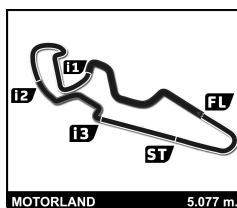
## World SBK

### DWO Supported Test Motorland

### Free Practice 1

### Best Top Speed

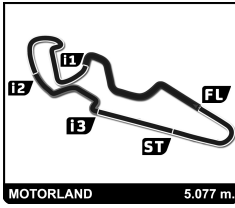
No Rider	Team	Class	Top 1		Top 2		Top 3		Top 4		Top 5		Avg	
			Kph	Lap	Kph	Lap	Kph	Lap	Kph	Lap	Kph	Lap		
19	Alvaro Bautista	Aruba.It Racing - Ducati	WSBK	315.8	9	315.8	10	315.8	12	314.9	5	314.0	3	315,3
21	Michael Rinaldi	Aruba.It Racing - Ducati	WSBK	313.0	4	312.1	6	312.1	3	310.3	7	310.3	8	311,6
36	Leandro Mercado	MIE Racing Honda Team	WSBK	313.0	9	307.7	10	306.8	8	303.4	7	300.0	6	306,2
65	Jonathan Rea	Kawasaki Racing Team WorldSBK	WSBK	312.1	3	310.3	2	309.5	1	306.8	4			309,7
5	Philipp Oettl	Team Goeleven	WSBK	312.1	2	312.1	3	311.2	4	307.7	1	305.9	5	309,8
50	Eugene Laverty	Bonovo Action BMW	WSBK	312.1	1									312,1
45	Scott Redding	BMW Motorrad WorldSBK Team	WSBK	311.2	10	311.2	11	309.5	9	308.6	12	307.7	3	309,6
1	Toprak Razgatliouglu	Pata Yamaha with Brixx WorldSBK	WSBK	309.5	8	308.6	2	308.6	7	308.6	9	308.6	10	308,8
55	Andrea Locatelli	Pata Yamaha with Brixx WorldSBK	WSBK	308.6	4	307.7	3	306.8	7	300.8	2	291.1	1	303,0
76	Loris Baz	Bonovo Action BMW	WSBK	308.6	2	304.2	1							306,4
31	Garrett Gerloff	GYTR GRT Yamaha WorldSBK Team	WSBK	306.8	2	305.1	1							306,0
47	Axel Bassani	Motocorsa Racing	WSBK	305.9	2	305.1	3	301.7	1					304,2
52	Oliver Konig	Orelac Racing Verdatura	WSBK	305.1	17	300.8	6	300.8	11	300.0	4	300.0	2	301,3
37	Ilia Mykhalchuk	BMW Motorrad WorldSBK Team	WSBK	302.5	1									302,5
3	Kohta Nozane	GYTR GRT Yamaha WorldSBK Team	WSBK	302.5	2	300.8	1	298.3	3					300,5
2	Roberto Tamburini	Yamaha Motoxracing WorldSBK Team	WSBK	301.7	4	300.0	5	300.0	6	300.0	3	296.7	1	299,7
23	Christophe Ponsson	Gil Motor Sport-Yamaha	WSBK	300.8	3	300.8	6	299.2	4	298.3	2	297.5	10	299,3
35	Hafizh Syahrin	MIE Racing Honda Team	WSBK	300.0	6	299.2	5	299.2	4	268.7	3	259.0	2	285,2
22	Alex Lowes	Kawasaki Racing Team WorldSBK	WSBK											
7	Iker Lecuona	Team HRC	WSBK											
97	Xavi Vierge	Team HRC	WSBK											
44	Lucas Mahias	Kawasaki Puccetti Racing	WSBK											
29	Luca Bernardi	BARNI Spark Racing Team	WSBK											
84	Loris Cressson	TPR Team Pedercini Racing	WSBK											
16	Gabriele Ruii	Bmax Racing	WSBK											



**World SBK**  
DWO Supported Test Motorland  
Free Practice 1

**Fastest Lap Sequence**

Elapsed	No Rider	Team	Bike	Class	Time	Kph	Lap
4:51.373	<b>52 Oliver Konig</b>	Orelac Racing Verdnatura	Kawasaki ZX-10RR	WSBK	<b>2:01.232</b>	150.8	2
6:50.287	<b>52 Oliver Konig</b>	Orelac Racing Verdnatura	Kawasaki ZX-10RR	WSBK	<b>1:58.914</b>	153.7	3
8:48.766	<b>52 Oliver Konig</b>	Orelac Racing Verdnatura	Kawasaki ZX-10RR	WSBK	<b>1:58.479</b>	154.3	4
10:45.764	<b>52 Oliver Konig</b>	Orelac Racing Verdnatura	Kawasaki ZX-10RR	WSBK	<b>1:56.998</b>	156.2	5
12:42.360	<b>52 Oliver Konig</b>	Orelac Racing Verdnatura	Kawasaki ZX-10RR	WSBK	<b>1:56.596</b>	156.8	6
14:38.929	<b>52 Oliver Konig</b>	Orelac Racing Verdnatura	Kawasaki ZX-10RR	WSBK	<b>1:56.569</b>	156.8	7
16:20.930	<b>19 Alvaro Bautista</b>	Aruba.It Racing - Ducati	Ducati Panigale V4R	WSBK	<b>1:55.576</b>	158.1	2
18:14.591	<b>19 Alvaro Bautista</b>	Aruba.It Racing - Ducati	Ducati Panigale V4R	WSBK	<b>1:53.661</b>	160.8	3
20:07.114	<b>19 Alvaro Bautista</b>	Aruba.It Racing - Ducati	Ducati Panigale V4R	WSBK	<b>1:52.523</b>	162.4	4
21:59.470	<b>19 Alvaro Bautista</b>	Aruba.It Racing - Ducati	Ducati Panigale V4R	WSBK	<b>1:52.356</b>	162.7	5
22:55.266	<b>1 Toprak Razgatiouglu</b>	Pata Yamaha with Brixx WorldSBK	Yamaha YZF R1	WSBK	<b>1:51.679</b>	163.7	3
24:46.808	<b>1 Toprak Razgatiouglu</b>	Pata Yamaha with Brixx WorldSBK	Yamaha YZF R1	WSBK	<b>1:51.542</b>	163.9	4
26:38.260	<b>1 Toprak Razgatiouglu</b>	Pata Yamaha with Brixx WorldSBK	Yamaha YZF R1	WSBK	<b>1:51.452</b>	164.0	5
41:29.661	<b>65 Jonathan Rea</b>	Kawasaki Racing Team WorldSBK	Kawasaki ZX-10RR	WSBK	<b>1:51.424</b>	164.0	2
42:54.297	<b>1 Toprak Razgatiouglu</b>	Pata Yamaha with Brixx WorldSBK	Yamaha YZF R1	WSBK	<b>1:51.318</b>	164.2	8
44:45.333	<b>1 Toprak Razgatiouglu</b>	Pata Yamaha with Brixx WorldSBK	Yamaha YZF R1	WSBK	<b>1:51.036</b>	164.6	9
46:36.116	<b>1 Toprak Razgatiouglu</b>	Pata Yamaha with Brixx WorldSBK	Yamaha YZF R1	WSBK	<b>1:50.783</b>	165.0	10



## World SBK

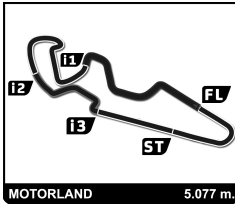
### DWO Supported Test Motorland

### Free Practice 1

## Sector Analysis

— Invalidated Lap    ■ Personal Best    ■ Session Best    B Crossing the pit lane

Lap	Time	Sector 1	Sector 2	Sector 3	Sector 4	Elapsed	Lap	Time	Sector 1	Sector 2	Sector 3	Sector 4	Elapsed	
<b>1</b>	<b>Toprak Razgatlioglu</b> TUR							4	1:52.334	<b>32.124</b>	31.704	21.897	26.609	31:47.978
	Pata Yamaha with Brixx WorldSBK Yamaha YZF R1							5	2:00.126 B	32.263	32.514	22.248	33.101	33:48.104
1	19:10.649	...	33.726	22.428	26.552	19:10.649	6	7:45.790	6:24.371	32.510	22.328	26.581	41:33.894	
2	1:52.938	32.737	31.828	21.914	26.459	21:03.587	7	1:52.637	32.501	31.681	<b>21.840</b>	26.615	43:26.531	
3	1:51.679	31.963	31.427	21.630	26.659	22:55.266	8	<b>1:52.079</b>	32.264	<b>31.483</b>	21.894	<b>26.438</b>	45:18.610	
4	1:51.542	32.043	31.395	21.686	26.418	24:46.808								
5	1:51.452	31.992	31.445	21.612	<b>26.403</b>	26:38.260								
6	2:00.913 B	34.798	32.233	21.991	31.891	28:39.173								
7	12:23.806	...	32.509	22.083	26.893	41:02.979								
8	1:51.318	32.093	31.332	21.473	26.420	42:54.297								
9	1:51.036	31.952	31.305	21.357	26.422	44:45.333								
10	<b>1:50.783</b>	<b>31.790</b>	<b>31.247</b>	<b>21.317</b>	26.429	46:36.116								
<b>2</b>	<b>Roberto Tamburini</b> ITA													
	Yamaha Motoxracing WorldSBK Team Yamaha YZF R1													
1	36:45.311	...	34.685	23.472	28.221	36:45.311								
2	1:59.809	34.311	33.133	24.789	27.576	38:45.120								
3	1:55.318	33.175	32.525	22.372	27.246	40:40.438								
4	1:54.688	33.070	32.385	22.264	<b>26.969</b>	42:35.126								
5	<b>1:54.408</b>	32.867	<b>32.336</b>	22.156	27.049	44:29.534								
6	1:54.483	<b>32.807</b>	32.382	<b>22.142</b>	27.152	46:24.017								
<b>3</b>	<b>Kohta Nozane</b> JPN													
	GYTR GRT Yamaha WorldSBK Team Yamaha YZF R1													
1	34:59.589	...	34.380	23.364	27.832	34:59.589								
2	<b>1:56.622</b>	33.853	32.888	<b>22.453</b>	<b>27.428</b>	36:56.211								
3	2:03.834 B	<b>33.393</b>	<b>32.548</b>	22.728	35.165	39:00.045								
<b>5</b>	<b>Philipp Oettl</b> DEU													
	Team Goeleven Ducati Panigale V4R													
1	28:19.933	...	33.567	22.957	26.994	28:19.933								
2	1:56.062	33.852	32.913	22.621	26.676	30:15.995								
3	1:54.347	33.079	32.387	22.418	<b>26.463</b>	32:10.342								
4	<b>1:54.122</b>	<b>32.885</b>	<b>32.348</b>	<b>22.230</b>	26.659	34:04.464								
5	2:07.404 B	35.583	34.237	23.693	33.891	36:11.868								
<b>19</b>	<b>Alvaro Bautista</b> ESP													
	Aruba.It Racing - Ducati Ducati Panigale V4R													
1	14:25.354	...	33.730	23.209	27.487	14:25.354								
2	1:55.576	33.509	32.751	22.524	26.792	16:20.930								
3	1:53.661	32.852	32.196	22.117	26.496	18:14.591								
4	1:52.523	32.417	31.784	21.837	26.485	20:07.114								
5	1:52.356	32.296	31.720	21.932	26.408	21:59.470								
6	1:51.959	32.300	<b>31.505</b>	<b>21.731</b>	26.423	23:51.429								
7	1:52.056	32.137	31.707	21.782	26.430	25:43.485								
8	1:52.935	32.082	32.676	21.835	26.342	27:36.420								
9	<b>1:51.611</b>	<b>31.968</b>	31.565	21.895	<b>26.183</b>	29:28.031								
10	1:58.852 B	32.205	31.723	21.855	33.069	31:26.883								
11	11:53.668	...	32.641	22.206	26.524	43:20.551								
12	1:52.292	32.175	31.852	21.924	26.341	45:12.843								
<b>21</b>	<b>Michael Rinaldi</b> ITA													
	Aruba.It Racing - Ducati Ducati Panigale V4R													
1	26:09.266	...	32.725	22.476	27.268	26:09.266								
2	1:53.880	33.028	31.958	21.969	26.925	28:03.146								
3	1:52.498	32.329	31.566	21.916	26.687	29:55.644								
<b>23</b>	<b>Christophe Ponsson</b> FRA													
	Gil Motor Sport-Yamaha Yamaha YZF R1													
1	9:32.609	8:02.249	37.009	25.007	28.344	9:32.609								
2	1:59.920	35.224	33.633	23.341	27.722	11:32.529								
3	1:57.019	33.898	32.682	22.817	27.622	13:29.548								
4	1:56.592	33.560	32.690	22.961	27.381	15:26.140								
5	1:56.257	33.364	32.550	22.751	27.592	17:22.397								
6	<b>1:55.198</b>	<b>33.077</b>	<b>32.228</b>	<b>22.702</b>	<b>27.191</b>	19:17.595								
7	2:09.792 B	37.595	34.814	24.651	32.732	21:27.387								
8	17:06.799	...	36.154	24.246	28.196	38:34.186								
9	2:02.800 B	34.681	33.706	22.800	31.613	40:36.986								
10	3:00.264	1:30.130	34.365	27.895	27.874	43:37.250								
11	1:57.021	33.727	32.977	22.786	27.531	45:34.271								
<b>31</b>	<b>Garrett Gerloff</b> USA													
	GYTR GRT Yamaha WorldSBK Team Yamaha YZF R1													
1	34:50.748 B	...	34.481	<b>23.736</b>	35.175	34:50.748								
2	8:33.475 B	6:49.469	<b>32.809</b>	37.577	33.620	43:24.223								
<b>35</b>	<b>Hafiz Syahrin</b> MYS													
	MIE Racing Honda Team Honda CBR1000 RR-R													
1	29:27.009	...	42.696	28.373	32.910	29:27.009								
2	2:13.097	39.741	37.204	25.555	30.597	31:40.106								
3	2:17.010 B	38.074	36.624	24.928	37.384	33:57.116								
4	7:55.588	6:23.096	38.856	24.816	28.820	41:52.704								
5	2:01.526	35.855	34.261	23.524	27.886	43:54.230								
6	<b>1:58.532</b>	<b>34.391</b>	<b>33.562</b>	<b>22.959</b>	<b>27.620</b>	45:52.762								
<b>36</b>	<b>Leandro Mercado</b> ARG													
	MIE Racing Honda Team Honda CBR1000 RR-R													
1	9:19.423	7:41.811	39.160	27.795	30.657	9:19.423								
2	2:07.327	37.739	35.787	24.707	29.094	11:26.750								
3	2:12.051 B	35.786	34.838	24.771	36.656	13:38.801								
4	19:52.527	...	36.229	23.915	28.439	33:31.328								
5	2:00.296	34.976	33.692	23.518	28.110	35:31.624								
6	1:58.138	34.001	33.363	23.029	27.745	37:29.762								
7	1:58.005	34.124	33.372	22.937	27.572	39:27.767								
8	<b>1:56.889</b>	33.661	33.026	22.719	<b>27.483</b>	41:24.656								
9	2:00.248	<b>33.547</b>	34.595	22.879	29.227	43:24.904								
10	2:00.142	37.210	<b>32.847</b>	<b>22.575</b>	27.510	45:25.046								
<b>37</b>	<b>Ilia Mykhalchyk</b> UKR													
	BMW Motorrad WorldSBK Team BMW M1000RR													
1	37:06.220 B	...	<b>37.043</b>	<b>24.025</b>	34.442	37:06.220								
<b>45</b>	<b>Scott Redding</b> GBR													
	BMW Motorrad WorldSBK Team BMW M1000RR													
1	9:44.398	8:16.822	35.808	23.940	27.828	9:44.398								
2	2:01.069 B	34.006	32.889	22.909	31.265	11:45.467								
3	10:52.951	9:29.047	33.816	22.713	27.375	22:38.418								
4	1:55.321	33.388	32.483	22.395	27.055	24:33.739								



## World SBK

### DWO Supported Test Motorland

### Free Practice 1

## Sector Analysis

— Invalidated Lap    ■ Personal Best    ■ Session Best    B Crossing the pit lane

Lap	Time	Sector 1	Sector 2	Sector 3	Sector 4	Elapsed	Lap	Time	Sector 1	Sector 2	Sector 3	Sector 4	Elapsed
5	1:54.943	33.067	32.425	22.340	27.111	26:28.682							
6	2:02.885B	33.069	32.240	25.298	32.278	28:31.567							
7	7:46.315	6:22.817	33.333	22.926	27.239	36:17.882							
8	1:54.743	32.979	32.309	22.365	27.090	38:12.625							
9	1:54.074	33.116	32.081	21.968	26.909	40:06.699							
10	1:53.262	32.595	32.001	21.949	26.717	41:59.961							
11	1:53.280	32.533	31.989	22.038	26.720	43:53.241							
12	1:53.158	32.443	31.943	21.867	26.905	45:46.399							

<b>76</b>	<b>Loris Baz</b>						FRA
	Bonovo Action BMW						BMW M1000RR
	1	10:41.853	9:15.172	34.757	23.907	28.017	10:41.853
2	2:03.293B	34.290	32.644	23.187	33.172	12:45.146	

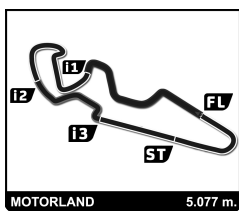
<b>47</b>	<b>Axel Bassani</b>	ITA				
	Motocorsa Racing	Ducati Panigale V4R				
1	32:19.601	...	34.827	24.001	27.979	32:19.601
2	1:57.949	34.387	33.191	23.058	27.313	34:17.550
3	2:04.667B	34.569	33.228	23.392	33.478	36:22.217

<b>50</b>	<b>Eugene Laverty</b>	IRL				
	Bonovo Action BMW	BMW M1000RR				
1	26:49.831	...	34.489	23.616	27.757	26:49.831
2	7:33.571B					34:23.402

<b>52</b>	<b>Oliver Konig</b>	CZE				
	Orelac Racing Verdnatura	Kawasaki ZX-10RR				
1	2:50.141	1:20.385	36.051	24.744	28.961	2:50.141
2	2:01.232	35.590	33.963	23.666	28.013	4:51.373
3	1:58.914	34.718	33.295	23.258	27.643	6:50.287
4	1:58.479	34.747	33.171	23.002	27.559	8:48.766
5	1:56.998	33.871	32.885	22.645	27.597	10:45.764
6	1:56.596	33.617	32.921	22.580	27.478	12:42.360
7	1:56.569	33.687	32.811	22.704	27.367	14:38.929
8	1:56.045	33.373	32.680	22.685	27.307	16:34.974
9	2:10.254B	33.816	33.495	24.255	38.688	18:45.228
10	11:15.563	9:51.604	33.627	22.889	27.443	30:00.791
11	1:56.247	33.568	32.790	22.578	27.311	31:57.038
12	1:55.553	33.551	32.557	22.275	27.170	33:52.591
13	1:55.403	33.234	32.450	22.535	27.184	35:47.994
14	1:55.103	33.045	32.416	22.366	27.276	37:43.097
15	1:55.161	33.131	32.471	22.398	27.161	39:38.258
16	1:54.293	32.997	32.312	21.960	27.024	41:32.551
17	1:54.812	33.052	32.367	22.432	26.961	43:27.363
18	2:02.955B	33.376	32.360	22.396	34.823	45:30.318

<b>55</b>	<b>Andrea Locatelli</b>	ITA				
	Pata Yamaha with Brixx WorldSBK	Yamaha YZF R1				
1	27:45.186	...	33.447	23.323	27.648	27:45.186
2	1:54.828	33.019	32.250	22.489	27.070	29:40.014
3	1:52.472	32.123	31.694	21.888	26.767	31:32.486
4	1:51.866	31.849	31.608	21.630	26.779	33:24.352
5	1:59.270B	31.998	31.621	21.853	33.798	35:23.622
6	8:44.937	5:27.314	32.846	22.861	2:21.916	44:08.559
7	1:54.358	32.153	31.770	23.447	26.988	46:02.917

<b>65</b>	<b>Jonathan Rea</b>	GBR				
	Kawasaki Racing Team WorldSBK	Kawasaki ZX-10RR				
1	39:38.237	...	32.090	21.711	26.728	39:38.237
2	1:51.424	31.996	31.332	21.695	26.401	41:29.661
3	1:51.337	31.862	31.306	21.649	26.520	43:20.998
4	1:51.499	31.789	31.531	21.507	26.672	45:12.497



## World SBK DWO Supported Test Motorland Free Practice 2

### Classification

No	Rider	Nat	Team	Bike	Tires	Cl.	Time	Lap Total	Gap	Kph
1	1	TUR	Pata Yamaha with Brixx WorldSBK	Yamaha YZF R1	WSBK		<b>1:49.410</b>	13 15	-	167.1
2	19	ESP	Aruba.It Racing - Ducati	Ducati Panigale V4R	WSBK		<b>1:50.106</b>	12 18	+0.696	166.0
3	65	GBR	Kawasaki Racing Team WorldSBK	Kawasaki ZX-10RR	WSBK		<b>1:50.322</b>	6 16	+0.912	165.7
4	55	ITA	Pata Yamaha with Brixx WorldSBK	Yamaha YZF R1	WSBK		<b>1:50.433</b>	11 18	+1.023	165.5
5	21	ITA	Aruba.It Racing - Ducati	Ducati Panigale V4R	WSBK		<b>1:50.632</b>	13 14	+1.222	165.2
6	31	USA	GYTR GRT Yamaha WorldSBK Team	Yamaha YZF R1	WSBK		<b>1:50.689</b>	17 17	+1.279	165.1
7	7	ESP	Team HRC	Honda CBR1000 RR-F	WSBK		<b>1:50.762</b>	14 16	+1.352	165.0
8	76	FRA	Bonovo Action BMW	BMW M1000RR	WSBK		<b>1:50.826</b>	13 13	+1.416	164.9
9	50	IRL	Bonovo Action BMW	BMW M1000RR	WSBK		<b>1:50.936</b>	10 14	+1.526	164.8
10	45	GBR	BMW Motorrad WorldSBK Team	BMW M1000RR	WSBK		<b>1:51.006</b>	14 17	+1.596	164.7
11	44	FRA	Kawasaki Puccetti Racing	Kawasaki ZX-10RR	WSBK		<b>1:51.551</b>	10 12	+2.141	163.8
12	22	GBR	Kawasaki Racing Team WorldSBK	Kawasaki ZX-10RR	WSBK		<b>1:51.578</b>	13 17	+2.168	163.8
13	5	DEU	Team Goeleven	Ducati Panigale V4R	WSBK		<b>1:51.590</b>	9 16	+2.180	163.8
14	3	JPN	GYTR GRT Yamaha WorldSBK Team	Yamaha YZF R1	WSBK		<b>1:51.774</b>	15 18	+2.364	163.5
15	47	ITA	Motocorsa Racing	Ducati Panigale V4R	WSBK		<b>1:52.182</b>	11 11	+2.772	162.9
16	37	UKR	BMW Motorrad WorldSBK Team	BMW M1000RR	WSBK		<b>1:52.319</b>	14 16	+2.909	162.7
17	97	ESP	Team HRC	Honda CBR1000 RR-F	WSBK		<b>1:52.623</b>	13 14	+3.213	162.3
18	23	FRA	Gil Motor Sport-Yamaha	Yamaha YZF R1	WSBK		<b>1:52.727</b>	13 16	+3.317	162.1
19	2	ITA	Yamaha Motoring WorldSBK Team	Yamaha YZF R1	WSBK		<b>1:52.748</b>	15 15	+3.338	162.1
20	52	CZE	Orelac Racing Verdnatura	Kawasaki ZX-10RR	WSBK		<b>1:53.497</b>	9 15	+4.087	161.0
21	35	MYS	MIE Racing Honda Team	Honda CBR1000 RR-F	WSBK		<b>1:54.110</b>	13 14	+4.700	160.2
22	29	SMR	BARNI Spark Racing Team	Ducati Panigale V4R	WSBK		<b>1:54.274</b>	16 16	+4.864	159.9
23	36	ARG	MIE Racing Honda Team	Honda CBR1000 RR-F	WSBK		<b>1:54.459</b>	11 15	+5.049	159.7
24	84	BEL	TPR Team Pedercini Racing	Kawasaki ZX-10RR	WSBK		<b>1:54.738</b>	13 15	+5.328	159.3
25	16	ITA	Bmax Racing	BMW M1000RR	WSBK			2		

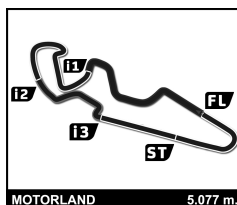
**Fastest Lap:** Lap 13 Toprak Razgatliouglu 1:49.410 167.1 Kph

Published at: .....

Track Status: **DRY**

<b>Race Director:</b>	<b>Timekeeper:</b>
-----------------------	--------------------

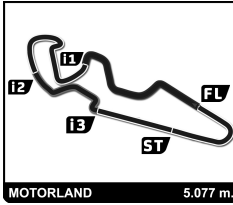




## World SBK DWO Supported Test Motorland Free Practice 2

### Best Sector Times

Sector 1			Sector 2			Sector 3			Sector 4			Pos	No	Ideal Lap	Best Lap	
Pos	No	Rider	Time	No	Rider	Time	No	Rider	Time	No	Rider					Time
1	1	T.Razgatiouglu	31.329	1	T.Razgatiouglu	30.927	1	T.Razgatiouglu	21.016	19	A.Bautista	25.972	1	1	1:49.309	1:49.410 (1)
2	55	A.Locatelli	31.565	65	J.Rea	31.113	65	J.Rea	21.340	1	T.Razgatiouglu	26.037	2	19	1:50.041	1:50.106 (2)
3	19	A.Bautista	31.574	21	M.Rinaldi	31.140	19	A.Bautista	21.352	21	M.Rinaldi	26.091	3	65	1:50.176	1:50.322 (3)
4	21	M.Rinaldi	31.601	19	A.Bautista	31.143	7	I.Lecuona	21.369	31	G.Gerloff	26.102	4	21	1:50.241	1:50.632 (5)
5	65	J.Rea	31.612	50	E.Laverty	31.144	21	M.Rinaldi	21.409	65	J.Rea	26.111	5	31	1:50.413	1:50.689 (6)
6	31	G.Gerloff	31.707	45	S.Redding	31.147	55	A.Locatelli	21.431	76	L.Baz	26.136	6	55	1:50.433	1:50.433 (4)
7	76	L.Baz	31.712	31	G.Gerloff	31.155	31	G.Gerloff	21.449	50	E.Laverty	26.172	7	7	1:50.570	1:50.762 (7)
8	7	I.Lecuona	31.747	55	A.Locatelli	31.165	3	K.Nozone	21.504	7	I.Lecuona	26.215	8	76	1:50.755	1:50.826 (8)
9	45	S.Redding	31.830	7	I.Lecuona	31.239	45	S.Redding	21.526	5	P.Oettl	26.216	9	45	1:50.862	1:51.006 (10)
10	22	A.Lowes	31.849	76	L.Baz	31.284	44	L.Mahias	21.546	55	A.Locatelli	26.272	10	50	1:50.886	1:50.936 (9)
11	50	E.Laverty	31.869	22	A.Lowes	31.438	76	L.Baz	21.623	47	A.Bassani	26.304	11	22	1:51.305	1:51.578 (12)
12	44	L.Mahias	31.908	5	P.Oettl	31.464	22	A.Lowes	21.664	97	X.Vierge	26.330	12	5	1:51.469	1:51.590 (13)
13	3	K.Nozone	32.001	44	L.Mahias	31.522	50	E.Laverty	21.701	37	I.Mykhalchyk	26.353	13	44	1:51.500	1:51.551 (11)
14	5	P.Oettl	32.062	3	K.Nozone	31.527	5	P.Oettl	21.727	22	A.Lowes	26.354	14	3	1:51.649	1:51.774 (14)
15	37	I.Mykhalchyk	32.127	47	A.Bassani	31.700	2	R.Tamburini	21.760	45	S.Redding	26.359	15	47	1:52.151	1:52.182 (15)
16	23	C.Ponsson	32.234	23	C.Ponsson	31.751	47	A.Bassani	21.870	44	L.Mahias	26.524	16	37	1:52.219	1:52.319 (16)
17	47	A.Bassani	32.277	2	R.Tamburini	31.806	97	X.Vierge	21.871	3	K.Nozone	26.617	17	2	1:52.610	1:52.748 (19)
18	97	X.Vierge	32.331	37	I.Mykhalchyk	31.824	52	O.Konig	21.896	2	R.Tamburini	26.654	18	97	1:52.623	1:52.623 (17)
19	2	R.Tamburini	32.390	52	O.Konig	31.960	37	I.Mykhalchyk	21.915	23	C.Ponsson	26.711	19	23	1:52.627	1:52.727 (18)
20	52	O.Konig	32.524	97	X.Vierge	32.091	23	C.Ponsson	21.931	29	L.Bernardi	26.775	20	52	1:53.193	1:53.497 (20)
21	84	L.Cressson	32.775	29	L.Bernardi	32.105	35	H.Syahrin	22.113	52	O.Konig	26.813	21	29	1:53.951	1:54.274 (22)
22	36	L.Mercado	32.817	35	H.Syahrin	32.212	36	L.Mercado	22.175	35	H.Syahrin	26.888	22	35	1:54.107	1:54.110 (21)
23	29	L.Bernardi	32.873	36	L.Mercado	32.289	29	L.Bernardi	22.198	84	L.Cressson	27.002	23	36	1:54.379	1:54.459 (23)
24	35	H.Syahrin	32.894	84	L.Cressson	32.428	84	L.Cressson	22.371	36	L.Mercado	27.098	24	84	1:54.576	1:54.738 (24)
25	16	G.Ruiu	41.340	16	G.Ruiu	36.367	16	G.Ruiu	25.218	16	G.Ruiu	29.605	25	16	2:12.530	



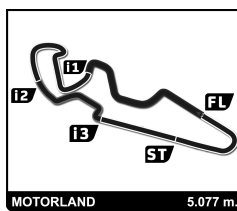
## World SBK

### DWO Supported Test Motorland

### Free Practice 2

### Best Top Speed

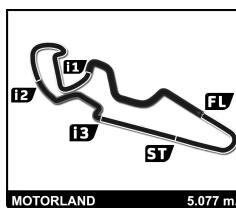
No Rider	Team	Class	Top 1		Top 2		Top 3		Top 4		Top 5		Avg
			Kph	Lap	Kph	Lap	Kph	Lap	Kph	Lap	Kph	Lap	
50 Eugene Laverty	Bonovo Action BMW	WSBK	320.5	14	319.5	13	317.6	12	317.6	11	315.8	1	318,2
7 Iker Lecuona	Team HRC	WSBK	319.5	15	317.6	16	316.7	10	316.7	6	315.8	14	317,3
97 Xavi Vierge	Team HRC	WSBK	318.6	13	317.6	12	316.7	5	315.8	8	315.8	1	316,9
19 Alvaro Bautista	Aruba.It Racing - Ducati	WSBK	317.6	17	314.0	18	314.0	16	312.1	15	312.1	11	314,0
5 Philipp Oettl	Team Goeleven	WSBK	317.6	14	314.0	5	313.0	16	313.0	15	313.0	4	314,1
29 Luca Bernardi	BARNI Spark Racing Team	WSBK	316.7	16	314.9	13	314.0	3	313.0	15	313.0	14	314,3
37 Ilia Mykhalchuk	BMW Motorrad WorldSBK Team	WSBK	314.9	14	314.0	16	313.0	6	312.1	7	312.1	5	313,2
55 Andrea Locatelli	Pata Yamaha with Brixx WorldSBK	WSBK	314.0	18	309.5	7	308.6	11	308.6	6	308.6	5	309,9
21 Michael Rinaldi	Aruba.It Racing - Ducati	WSBK	313.0	11	311.2	12	310.3	13	308.6	14	308.6	10	310,3
22 Alex Lowes	Kawasaki Racing Team WorldSBK	WSBK	313.0	4	312.1	2	310.3	17	310.3	3	309.5	16	311,0
76 Loris Baz	Bonovo Action BMW	WSBK	313.0	13	312.1	3	311.2	12	311.2	5	310.3	2	311,6
1 Toprak Razgatliouglu	Pata Yamaha with Brixx WorldSBK	WSBK	312.1	14	311.2	15	310.3	13	307.7	8	307.7	5	309,8
45 Scott Redding	BMW Motorrad WorldSBK Team	WSBK	312.1	17	311.2	15	311.2	14	310.3	5	310.3	4	311,0
65 Jonathan Rea	Kawasaki Racing Team WorldSBK	WSBK	311.2	14	310.3	15	309.5	13	308.6	16	308.6	12	309,6
47 Axel Bassani	Motocorsa Racing	WSBK	311.2	11	310.3	1	309.5	10	309.5	3	308.6	5	309,8
31 Garrett Gerloff	GYTR GRT Yamaha WorldSBK Team	WSBK	308.6	17	308.6	16	308.6	14	307.7	5	307.7	4	308,2
35 Hafizh Syahrin	MIE Racing Honda Team	WSBK	308.6	2	307.7	12	305.9	3	304.2	13	304.2	4	306,1
36 Leandro Mercado	MIE Racing Honda Team	WSBK	308.6	3	306.8	15	305.1	5	305.1	4	304.2	10	306,0
3 Kohta Nozane	GYTR GRT Yamaha WorldSBK Team	WSBK	306.8	18	306.8	17	306.8	16	305.9	15	305.9	5	306,4
2 Roberto Tamburini	Yamaha Motoxracing WorldSBK Team	WSBK	305.9	15	304.2	13	304.2	3	301.7	14	300.8	12	303,4
44 Lucas Mahias	Kawasaki Puccetti Racing	WSBK	305.1	11	302.5	12	301.7	10	301.7	4	300.8	8	302,4
23 Christophe Ponsson	Gil Motor Sport-Yamaha	WSBK	305.1	16	305.1	13	303.4	15	301.7	14	301.7	12	303,4
52 Oliver Konig	Orelac Racing Verdnatura	WSBK	303.4	14	303.4	3	301.7	4	300.8	5	300.8	2	302,0
84 Loris Cressson	TPR Team Pedercini Racing	WSBK	301.7	15	300.8	13	298.3	12	298.3	3	298.3	2	299,5
16 Gabriele Ruiu	Bmax Racing	WSBK	285.7	1	165.1	2							225,4



**World SBK**  
DWO Supported Test Motorland  
Free Practice 2

**Fastest Lap Sequence**

Elapsed	No Rider	Team	Bike	Class	Time	Kph	Lap
3:52.250	<b>65 Jonathan Rea</b>	Kawasaki Racing Team WorldSBK	Kawasaki ZX-10RR	WSBK	<b>1:50.854</b>	164.9	2
5:08.869	<b>19 Alvaro Bautista</b>	Aruba.It Racing - Ducati	Ducati Panigale V4R	WSBK	<b>1:50.638</b>	165.2	2
11:17.847	<b>65 Jonathan Rea</b>	Kawasaki Racing Team WorldSBK	Kawasaki ZX-10RR	WSBK	<b>1:50.322</b>	165.7	6
33:52.270	<b>19 Alvaro Bautista</b>	Aruba.It Racing - Ducati	Ducati Panigale V4R	WSBK	<b>1:50.106</b>	166.0	12
42:29.018	<b>1 Toprak Razgatliouglu</b>	Pata Yamaha with Brixx WorldSBK	Yamaha YZF R1	WSBK	<b>1:49.410</b>	167.1	13



## World SBK

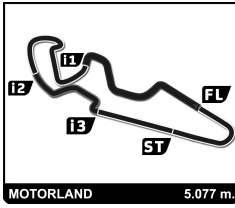
### DWO Supported Test Motorland

### Free Practice 2

### Sector Analysis

— Invalidated Lap    ■ Personal Best    ■ Session Best    B Crossing the pit lane

Lap	Time	Sector 1	Sector 2	Sector 3	Sector 4	Elapsed	Lap	Time	Sector 1	Sector 2	Sector 3	Sector 4	Elapsed		
<b>1</b>	<b>Toprak Razgatlioglu</b> TUR							<b>5</b>	<b>Philipp Oettl</b> DEU						
	Pata Yamaha with Brix WorldSBK Yamaha YZF R1								Team Gooleven Ducati Panigale V4R						
1	3:03.544	1:41.133	33.370	22.253	26.788	3:03.544	1	2:46.256	1:23.892	32.920	22.305	27.139	2:46.256		
2	1:52.171	32.117	31.773	21.837	26.444	4:55.715	2	1:53.483	32.792	32.220	21.970	26.501	4:39.739		
3	1:57.434 B	32.208	31.618	21.573	32.035	6:53.149	3	1:53.141	32.652	31.968	21.903	26.618	6:32.880		
4	5:35.357	4:14.652	32.378	21.903	26.424	12:28.506	4	1:52.470	32.315	31.925	21.890	26.340	8:25.350		
5	1:50.552	31.657	31.163	21.464	26.268	14:19.058	5	1:52.615	32.402	31.964	21.938	26.311	10:17.965		
6	1:58.426 B	31.570	31.428	22.877	32.551	16:17.484	6	2:03.496 B	35.620	32.342	22.403	33.131	12:21.461		
7	9:21.645	8:02.205	31.527	21.516	26.397	25:39.129	7	7:37.766	6:17.904	31.820	21.798	26.244	19:59.227		
8	1:50.691	31.652	31.306	21.324	26.409	27:29.820	8	2:16.041	32.319	55.254	22.232	26.236	22:15.268		
9	1:56.018 B	32.101	32.185	21.694	30.038	29:25.838	9	1:51.590	32.062	31.464	21.808	26.256	24:06.858		
10	5:19.776	3:59.278	32.120	21.843	26.535	34:45.614	10	2:04.098 B	36.217	32.768	22.508	32.605	26:10.956		
11	1:54.150 B	31.696	31.225	21.585	29.644	36:39.764	11	10:40.609	9:17.115	34.787	22.182	26.525	36:51.565		
12	3:59.844	2:38.471	33.011	21.708	26.654	40:39.608	12	1:53.224	32.766	32.369	21.790	26.299	38:44.789		
13	1:49.410	31.430	30.927	21.016	26.037	42:29.018	13	1:52.413	32.516	31.829	21.727	26.341	40:37.202		
14	1:49.644	31.329	31.070	21.174	26.071	44:18.662	14	1:52.487	32.196	31.907	22.165	26.219	42:29.689		
15	1:50.163	31.560	31.046	21.380	26.177	46:08.825	15	1:52.270	32.226	31.949	21.879	26.216	44:21.959		
							16	1:58.103	35.404	33.044	22.719	26.936	46:20.062		
<b>2</b>	<b>Roberto Tamburini</b> ITA							<b>7</b>	<b>Iker Lecuona</b> ESP						
	Yamaha Motoxacing WorldSBK Team Yamaha YZF R1								Team HRC Honda CBR1000 RR-R						
1	5:41.034	4:16.373	33.452	22.890	28.319	5:41.034	1	2:13.584	50.582	33.640	22.468	26.894	2:13.584		
2	1:56.822	35.029	32.529	22.231	27.033	7:37.856	2	1:55.755	32.983	32.199	21.946	28.627	4:09.339		
3	1:54.227	32.993	32.324	22.135	26.775	9:32.083	3	1:52.644	32.158	31.766	22.070	26.650	6:01.983		
4	1:59.523 B	32.817	32.216	22.079	32.411	11:31.606	4	1:52.872	32.293	32.234	21.858	26.487	7:54.855		
5	5:51.428	4:28.417	33.419	22.600	26.992	17:23.034	5	1:51.972	32.004	31.593	21.663	26.712	9:46.827		
6	1:54.030	32.787	32.059	22.340	26.844	19:17.064	6	2:02.774 B	33.781	33.881	22.619	32.493	11:49.601		
7	1:53.401	32.638	31.952	21.950	26.861	21:10.465	7	9:36.571	8:15.656	32.261	21.938	26.716	21:26.172		
8	1:52.940	32.540	31.859	21.795	26.746	23:03.405	8	1:51.448	32.062	31.441	21.441	26.504	23:17.620		
9	1:53.327	32.611	32.025	21.827	26.864	24:56.732	9	1:51.842	32.022	31.598	21.622	26.600	25:09.462		
10	2:02.389 B	34.924	33.767	22.498	31.200	26:59.121	10	1:51.961	32.053	31.640	21.920	26.348	27:01.423		
11	11:32.460	...	34.623	24.071	29.038	38:31.581	11	1:51.507	31.942	31.499	21.644	26.422	28:52.930		
12	1:52.773	32.409	31.806	21.898	26.660	40:24.354	12	2:01.395 B	33.733	33.522	21.830	32.310	30:54.325		
13	1:53.039	32.416	31.965	21.995	26.663	42:17.393	13	9:18.587	7:56.742	32.691	22.633	26.521	40:12.912		
14	1:52.903	32.471	31.913	21.818	26.701	44:10.296	14	1:50.762	31.853	31.325	21.369	26.215	42:03.674		
15	1:52.748	32.390	31.944	21.760	26.654	46:03.044	15	1:51.047	31.921	31.239	21.570	26.317	43:54.721		
							16	1:58.430	31.747	31.332	28.674	26.677	45:53.151		
<b>3</b>	<b>Kohta Nozane</b> JPN							<b>16</b>	<b>Gabriele Rui</b> ITA						
	GYTR GRT Yamaha WorldSBK Team Yamaha YZF R1								Bmax Racing BMW M1000RR						
1	2:31.743	1:09.420	32.928	22.041	27.354	2:31.743	1	2:46.998	1:15.808	36.367	25.218	29.605	2:46.998		
2	1:53.335	32.640	31.868	21.856	26.971	4:25.078	2	2:36.302 B	41.340	37.317	28.252	49.393	5:23.300		
3	1:53.536	32.418	31.851	22.267	27.000	6:18.614									
4	1:53.099	32.250	31.962	21.733	27.154	8:11.713									
5	1:53.041	32.420	32.004	21.830	26.787	10:04.754									
6	1:52.879	32.408	31.806	21.849	26.816	11:57.633									
7	1:53.125	32.345	31.951	21.985	26.844	13:50.758									
8	2:07.574 B	37.743	33.115	22.694	34.022	15:58.332									
9	10:34.947	9:13.176	32.411	22.228	27.132	26:33.279									
10	1:53.468	32.571	31.907	21.954	27.036	28:26.747									
11	1:53.006	32.315	31.872	22.006	26.813	30:19.753									
12	2:00.586 B	32.756	32.604	22.558	32.668	32:20.339									
13	4:27.907	3:06.721	32.644	21.693	26.849	36:48.246									
14	1:52.127	32.183	31.594	21.649	26.701	38:40.373									
15	1:51.774	32.105	31.527	21.504	26.638	40:32.147									
16	1:51.931	32.066	31.680	21.568	26.617	42:24.078									
17	1:52.413	32.001	31.943	21.832	26.637	44:16.491									
18	1:53.568	32.395	31.875	22.392	26.906	46:10.059									
							<b>19</b>	<b>Alvaro Bautista</b> ESP							
								Aruba.It Racing - Ducati Ducati Panigale V4R							
1	3:18.231	1:58.124	31.922	21.824	26.361	3:18.231	1	3:18.231	1:58.124	31.922	21.824	26.361	3:18.231		
2	1:50.638	31.755	31.191	21.546	26.146	5:08.869	2	1:50.638	31.755	31.191	21.546	26.146	5:08.869		
3	1:51.232	31.805	31.312	21.713	26.402	7:00.101	3	1:51.232	31.805	31.312	21.713	26.402	7:00.101		
4	1:54.836	35.481	31.385	21.693	26.277	8:54.937	4	1:54.836	35.481	31.385	21.693	26.277	8:54.937		
5	1:50.938	31.693	31.219	21.659	26.367	10:45.875	5	1:50.938	31.693	31.219	21.659	26.367	10:45.875		
6	1:51.101	32.210	31.152	21.467	26.272	12:36.976	6	1:51.101	32.210	31.152	21.467	26.272	12:36.976		
7	1:50.464	31.691	31.189	21.383	26.201	14:27.440	7	1:50.464	31.691	31.189	21.383	26.201	14:27.440		
8	2:01.899 B	34.856	32.067	22.141	32.835	16:29.339	8	2:01.899 B	34.856	32.067	22.141	32.835	16:29.339		
9	11:51.614	...	31.861	21.661	26.200	28:20.953	9	11:51.614	...	31.861	21.661	26.200	28:20.953		
10	1:50.489	31.663	31.205	21.514	26.107	30:11.442	10	1:50.489	31.663	31.205	21.514	26.107	30:11.442		
11	1:50.722	31.628	31.214	21.431	26.449	32:02.164	11	1:50.722	31.628	31.214	21.431	26.449	32:02.164		



## World SBK DWO Supported Test Motorland Free Practice 2 Sector Analysis

— Invalidated Lap    ■ Personal Best    ■ Session Best    **B** Crossing the pit lane

Lap	Time	Sector 1	Sector 2	Sector 3	Sector 4	Elapsed	Lap	Time	Sector 1	Sector 2	Sector 3	Sector 4	Elapsed
12	<b>1:50.106</b>	<b>31.574</b>	<b>31.143</b>	21.398	25.991	33:52.270	11	8:18.755	6:54.273	34.134	23.203	27.145	36:38.722
13	1:51.922	33.214	31.193	21.369	26.146	35:44.192	12	1:53.581	32.508	32.023	22.225	26.825	38:32.303
14	1:50.262	31.683	31.168	21.409	26.002	37:34.454	13	<b>1:52.727</b>	32.270	<b>31.751</b>	21.995	<b>26.711</b>	40:25.030
15	1:50.530	32.023	31.150	21.385	<b>25.972</b>	39:24.984	14	1:55.940	33.218	33.212	22.562	26.948	42:20.970
16	1:50.354	31.665	31.226	<b>21.352</b>	26.111	41:15.338	15	1:52.827	<b>32.234</b>	31.816	21.962	26.815	44:13.797
17	2:00.360 <b>B</b>	33.464	32.488	22.256	32.152	43:15.698	16	1:53.032	32.327	31.930	<b>21.931</b>	26.844	46:06.829
18	3:07.111	1:47.046	31.820	21.900	26.345	46:22.809							

21 Michael Rinaldi		ITA					
Aruba.It Racing - Ducati		Ducati Panigale V4R					
1	3:24.929	2:02.707	31.969	21.911	28.342	3:24.929	
2	1:53.833	33.852	31.587	21.775	26.619	5:18.762	
3	1:51.748	32.060	31.523	21.718	26.447	7:10.510	
4	2:00.145 <b>B</b>	33.002	32.472	22.053	32.618	9:10.655	
5	12:42.914	...	31.936	21.845	26.637	21:53.569	
6	1:51.264	31.922	31.378	21.631	26.333	23:44.833	
7	1:50.842	31.765	31.288	21.485	26.304	25:35.675	
8	1:58.488	38.140	31.987	21.793	26.568	27:34.163	
9	1:57.874 <b>B</b>	31.987	31.541	21.635	32.711	29:32.037	
10	8:31.937	7:07.705	36.295	21.782	26.155	38:03.974	
11	1:50.875	<b>31.601</b>	<b>31.140</b>	21.534	26.600	39:54.849	
12	1:50.668	31.703	31.384	21.490	<b>26.091</b>	41:45.517	
13	<b>1:50.632</b>	31.808	31.217	<b>21.409</b>	26.198	43:36.149	
14	2:13.458 <b>B</b>	43.031	33.678	22.720	34.029	45:49.607	

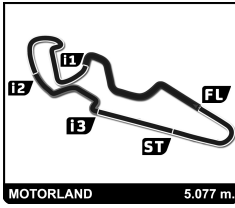
22 Alex Lowes		GBR					
Kawasaki Racing Team WorldSBK		Kawasaki ZX-10RR					
1	2:42.398	1:17.190	34.946	23.169	27.093	2:42.398	
2	1:53.427	32.862	32.284	21.831	26.450	4:35.825	
3	1:52.989	32.444	31.607	21.933	27.005	6:28.814	
4	1:51.736	32.001	31.507	21.796	26.432	8:20.550	
5	1:51.844	31.948	31.551	21.737	26.608	10:12.394	
6	1:51.673	31.989	31.466	21.686	26.532	12:04.067	
7	2:08.387 <b>B</b>	38.842	32.857	23.176	33.512	14:12.454	
8	5:42.211	4:21.027	31.836	22.520	26.828	19:54.665	
9	2:02.811 <b>B</b>	32.463	31.592	25.389	33.367	21:57.476	
10	6:48.996	5:27.465	32.371	22.085	27.075	28:46.472	
11	1:54.026	32.194	31.564	23.509	26.759	30:40.498	
12	1:52.384	32.194	<b>31.438</b>	22.146	26.606	32:32.882	
13	<b>1:51.578</b>	31.944	31.540	<b>21.664</b>	26.430	34:24.460	
14	1:59.292 <b>B</b>	<b>31.849</b>	31.578	21.764	34.101	36:23.752	
15	5:28.804	4:07.507	32.435	22.320	26.542	41:52.556	
16	1:52.267	32.456	31.543	21.820	26.448	43:44.823	
17	1:51.691	32.117	31.521	21.699	<b>26.354</b>	45:36.514	

23 Christophe Ponsson		FRA					
Gil Motor Sport-Yamaha		Yamaha YZF R1					
1	2:43.155	1:15.139	37.403	23.354	27.259	2:43.155	
2	1:54.850	33.113	32.282	22.228	27.227	4:38.005	
3	1:59.999 <b>B</b>	33.097	34.045	22.427	30.430	6:38.004	
4	10:00.177	8:35.828	34.095	22.758	27.496	16:38.181	
5	1:55.040	33.254	32.257	22.363	27.166	18:33.221	
6	1:55.795	33.120	33.083	22.374	27.218	20:29.016	
7	1:58.132	32.928	32.186	23.312	29.706	22:27.148	
8	1:53.903	32.768	32.002	22.204	26.929	24:21.051	
9	1:53.860	32.512	32.127	22.124	27.097	26:14.911	
10	2:05.056 <b>B</b>	32.610	32.995	27.664	31.787	28:19.967	

29 Luca Bernardi		SMR					
BARNI Spark Racing Team		Ducati Panigale V4R					
1	5:59.311	4:32.193	35.049	23.796	28.273	5:59.311	
2	1:58.399	34.636	33.421	22.944	27.398	7:57.710	
3	1:56.787	34.084	32.846	22.609	27.248	9:54.497	
4	1:57.418	33.904	33.702	22.629	27.183	11:51.915	
5	1:55.394	33.326	32.660	22.330	27.078	13:47.309	
6	1:55.122	33.267	32.228	22.310	27.317	15:42.431	
7	2:00.838 <b>B</b>	33.340	32.449	22.398	32.651	17:43.269	
8	13:23.106	...	33.789	22.875	27.807	31:06.375	
9	1:55.335	33.447	32.474	22.245	27.169	33:01.710	
10	1:54.861	33.028	32.124	22.459	27.250	34:56.571	
11	1:54.575	<b>32.873</b>	32.600	<b>22.198</b>	26.904	36:51.146	
12	1:54.933	33.063	32.755	22.340	<b>26.775</b>	38:46.079	
13	1:54.542	32.882	32.438	22.419	26.803	40:40.621	
14	1:59.103	35.395	33.899	22.822	26.987	42:39.724	
15	1:54.532	33.063	32.353	22.271	26.845	44:34.256	
16	<b>1:54.274</b>	33.017	<b>32.105</b>	22.291	26.861	46:28.530	

31 Garrett Gerloff		USA					
GYTR GRT Yamaha WorldSBK Team		Yamaha YZF R1					
1	2:32.186	1:10.410	32.481	22.403	26.892	2:32.186	
2	1:53.071	32.602	31.798	21.961	26.710	4:25.257	
3	1:58.051	32.450	31.695	23.392	30.514	6:23.308	
4	1:52.138	32.386	31.474	21.650	26.628	8:15.446	
5	1:51.882	32.062	31.434	21.706	26.680	10:07.328	
6	2:00.175 <b>B</b>	33.170	32.152	22.297	32.556	12:07.503	
7	10:18.068	8:55.524	31.769	23.089	27.686	22:25.571	
8	1:51.809	32.133	31.542	21.538	26.596	24:17.380	
9	1:52.988	33.124	31.670	21.552	26.642	26:10.368	
10	1:51.380	32.058	31.318	21.554	26.450	28:01.748	
11	1:51.865	32.037	31.464	21.703	26.661	29:53.613	
12	1:58.140 <b>B</b>	32.621	31.783	22.098	31.638	31:51.753	
13	5:59.644	4:38.777	32.328	21.961	26.578	37:51.397	
14	1:50.977	31.938	31.236	21.701	<b>26.102</b>	39:42.374	
15	1:53.235	32.766	31.989	21.928	26.552	41:35.609	
16	1:50.719	<b>31.707</b>	31.275	21.454	26.283	43:26.328	
17	<b>1:50.689</b>	31.775	<b>31.155</b>	<b>21.449</b>	26.310	45:17.017	

35 Hafizh Syahrin		MYS					
MIE Racing Honda Team		Honda CBR1000 RR-R					
1	3:07.100	1:39.944	35.437	23.803	27.916	3:07.100	
2	1:57.308	34.412	32.964	22.745	27.187	5:04.408	
3	1:56.849	33.538	33.048	22.887	27.376	7:01.257	
4	1:56.722	33.868	32.855	22.740	27.259	8:57.979	
5	1:56.277	33.622	32.790	22.494	27.371	10:54.256	
6	2:16.229 <b>B</b>	40.771	35.521	25.140	34.797	13:10.485	
7	19:26.809	...	35.913	23.758	27.888	32:37.294	
8	1:56.252	33.706	32.801	22.424	27.321	34:33.546	
9	1:55.398	33.212	32.658	22.307	27.221	36:28.944	



## World SBK

### DWO Supported Test Motorland

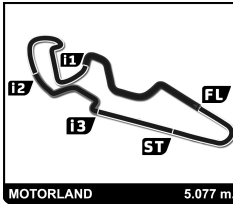
### Free Practice 2

## Sector Analysis

— Invalidated Lap    ■ Personal Best    ■ Session Best    B Crossing the pit lane

Lap	Time	Sector 1	Sector 2	Sector 3	Sector 4	Elapsed	Lap	Time	Sector 1	Sector 2	Sector 3	Sector 4	Elapsed
10	1:54.758	33.175	32.292	22.138	27.153	38:23.702							
11	2:03.406	35.044	38.475	22.746	27.141	40:27.108							
12	1:54.575	33.119	32.410	22.158	<b>26.888</b>	42:21.683							
13	<b>1:54.110</b>	<b>32.894</b>	<b>32.212</b>	<b>22.113</b>	26.891	44:15.793							
14	2:15.588B	38.269	37.607	23.477	36.235	46:31.381							
<b>36</b>	<b>Leandro Mercado</b> ARG												
	MIE Racing Honda Team							Honda CBR1000 RR-R					
1	5:22.769	3:55.852	36.013	23.004	27.900	5:22.769							
2	1:56.380	33.759	32.696	22.524	27.401	7:19.149							
3	1:55.976	33.246	32.856	22.752	27.122	9:15.125							
4	1:55.502	33.164	32.716	22.372	27.250	11:10.627							
5	1:59.837	37.178	32.790	22.644	27.225	13:10.464							
6	1:55.355	33.219	32.493	22.383	27.260	15:05.819							
7	2:04.201B	33.180	33.719	22.450	34.852	17:10.020							
8	11:13.723	9:48.334	35.252	22.697	27.440	28:23.743							
9	1:55.507	33.160	32.768	22.340	27.239	30:19.250							
10	1:54.871	32.920	32.643	22.210	<b>27.098</b>	32:14.121							
11	<b>1:54.459</b>	<b>32.817</b>	<b>32.289</b>	22.210	27.143	34:08.580							
12	1:54.859	32.868	32.402	22.293	27.296	36:03.439							
13	1:54.832	32.935	32.503	22.263	27.131	37:58.271							
14	1:56.707	34.013	32.908	22.324	27.462	39:54.978							
15	2:02.660B	32.911	32.408	<b>22.175</b>	35.166	41:57.638							
<b>47</b>	<b>Axel Bassani</b> ITA												
	Motocorsa Racing							Ducati Panigale V4R					
1	5:25.957	4:02.844	33.547	22.780	26.786	5:25.957							
2	1:54.095	32.763	32.295	22.360	26.677	7:20.052							
3	1:53.959	32.452	32.746	22.122	26.639	9:14.011							
4	1:52.640	32.309	<b>31.700</b>	22.146	26.485	11:06.651							
5	1:52.704	<b>32.277</b>	31.713	22.055	26.659	12:59.355							
6	1:52.616	32.320	31.782	22.021	26.493	14:51.971							
7	2:04.287B	35.213	33.283	22.807	32.984	16:56.258							
8	14:39.842	...	32.443	22.352	26.704	31:36.100							
9	1:59.892B	32.311	31.968	23.291	32.322	33:35.992							
10	9:36.074	8:14.809	32.582	22.232	26.451	43:12.066							
11	<b>1:52.182</b>	32.284	31.724	<b>21.870</b>	<b>26.304</b>	45:04.248							
<b>50</b>	<b>Eugene Laverty</b> IRL												
	Bonovo Action BMW							BMW M1000RR					
1	2:15.667	52.190	33.664	23.122	26.691	2:15.667							
2	1:54.960	33.938	32.242	22.151	26.629	4:10.627							
3	1:53.245	32.613	32.079	22.038	26.515	6:03.872							
4	13:52.327	...	32.304	22.127	26.554	19:56.199							
5	1:52.178	32.316	31.537	21.861	26.464	21:48.377							
6	1:51.922	32.181	31.505	21.828	26.408	23:40.299							
7	1:51.674	32.063	31.570	21.770	26.271	25:31.973							
8	1:58.657B	32.195	31.699	21.767	32.996	27:30.630							
9	8:17.599	6:55.923	32.797	22.218	26.661	35:48.229							
10	<b>1:50.936</b>	<b>31.869</b>	<b>31.144</b>	<b>21.701</b>	26.222	37:39.165							
11	1:51.165	31.930	31.336	21.727	<b>26.172</b>	39:30.330							
12	1:51.492	31.955	31.501	21.802	26.234	41:21.822							
13	1:51.604	32.114	31.563	21.737	26.190	43:13.426							
14	1:51.555	32.085	31.517	21.736	26.217	45:04.981							
<b>52</b>	<b>Oliver Konig</b> CZE												
	Orelac Racing Verdnatara							Kawasaki ZX-10RR					
1	2:40.459	1:15.898	34.563	22.677	27.321	2:40.459							
2	1:55.095	33.111	32.582	22.331	27.071	4:35.554							
3	1:53.893	32.928	<b>31.960</b>	22.050	26.955	6:29.447							
<b>37</b>	<b>Iliia Mykhalchuk</b> UKR												
	BMW Motorrad WorldSBK Team							BMW M1000RR					
1	2:53.088	1:29.047	33.768	23.038	27.235	2:53.088							
2	1:55.565	33.572	32.622	22.425	26.946	4:48.653							
3	1:54.111	32.748	32.416	22.114	26.833	6:42.764							
4	1:54.275	33.146	32.242	22.093	26.794	8:37.039							
5	1:53.241	32.455	32.042	22.089	26.655	10:30.280							
6	1:59.703	32.496	37.147	23.328	26.732	12:29.983							
7	1:53.491	32.496	32.146	22.267	26.582	14:23.474							
8	1:59.931B	32.486	32.262	22.198	32.985	16:23.405							
9	8:18.641	6:56.478	32.744	22.447	26.972	24:42.046							
10	1:55.611	34.043	32.797	22.095	26.676	26:37.657							
11	1:59.057	32.353	32.000	27.407	27.297	28:36.714							
12	1:59.431B	32.625	32.551	22.055	32.200	30:36.145							
13	8:44.226	7:21.515	32.717	22.148	27.846	39:20.371							
14	<b>1:52.319</b>	<b>32.127</b>	<b>31.824</b>	21.983	26.385	41:12.690							
15	1:55.112	32.313	32.039	23.397	27.363	43:07.802							
16	1:52.334	32.197	31.869	<b>21.915</b>	<b>26.353</b>	45:00.136							
<b>44</b>	<b>Lucas Mahias</b> FRA												
	Kawasaki Puccetti Racing							Kawasaki ZX-10RR					
1	4:34.691	3:11.775	33.257	22.576	27.083	4:34.691							
2	1:52.866	32.499	31.778	21.793	26.796	6:27.557							
3	1:52.556	32.251	31.777	21.812	26.716	8:20.113							
4	1:59.576	39.184	31.897	21.868	26.627	10:19.689							
5	1:52.371	32.136	31.611	21.662	26.962	12:12.060							
6	2:08.906B	37.815	34.050	23.408	33.633	14:20.966							
7	18:43.286	...	32.382	22.401	26.842	33:04.252							
8	1:52.472	32.157	31.774	21.714	26.827	34:56.724							
9	1:53.181	32.862	31.943	21.678	26.698	36:49.905							
10	<b>1:51.551</b>	<b>31.908</b>	<b>31.522</b>	<b>21.546</b>	26.575	38:41.456							
11	1:59.241	39.164	31.887	21.666	<b>26.524</b>	40:40.697							
12	2:08.493B	32.349	32.029	32.454	31.661	42:49.190							





## World SBK

### DWO Supported Test Motorland

### Free Practice 2

## Sector Analysis

— Invalidated Lap    ■ Personal Best    ■ Session Best    B Crossing the pit lane

Lap	Time	Sector 1	Sector 2	Sector 3	Sector 4	Elapsed	Lap	Time	Sector 1	Sector 2	Sector 3	Sector 4	Elapsed
4	1:53.962	32.796	32.117	22.219	26.830	8:23.409	3	1:52.623	32.270	31.684	22.053	26.616	6:04.316
5	1:53.634	32.697	31.985	22.139	<b>26.813</b>	10:17.043	4	1:52.617	32.267	31.671	21.839	26.840	7:56.933
6	2:14.605 B	40.531	34.107	23.104	36.863	12:31.648	5	1:52.185	32.281	31.513	21.802	26.589	9:49.118
7	8:00.113	6:36.882	33.418	22.666	27.147	20:31.761	6	2:02.801 B	36.210	31.874	22.136	32.581	11:51.919
8	1:54.471	32.945	32.319	22.251	26.956	22:26.232	7	17:38.165	...	32.220	22.010	26.738	29:30.084
9	<b>1:53.497</b>	<b>32.524</b>	32.099	<b>21.896</b>	26.978	24:19.729	8	1:55.056	32.175	31.528	24.798	26.555	31:25.140
10	1:59.283	36.463	33.190	22.569	27.061	26:19.012	9	1:52.957	32.370	32.054	21.848	26.685	33:18.097
11	2:02.018 B	32.684	32.181	22.315	34.838	28:21.030	10	1:52.398	32.033	31.788	21.839	26.738	35:10.495
12	11:43.141	...	33.326	22.317	27.427	40:04.171	11	2:04.773 B	36.130	32.678	23.302	32.663	37:15.268
13	1:56.858	33.031	32.487	24.069	27.271	42:01.029	12	6:01.350	4:42.030	31.561	<b>21.623</b>	<b>26.136</b>	43:16.618
14	1:53.945	32.745	32.178	21.977	27.045	43:54.974	13	<b>1:50.826</b>	<b>31.712</b>	<b>31.284</b>	21.637	26.193	45:07.444
15	2:03.733 B	32.908	33.059	23.276	34.490	45:58.707							

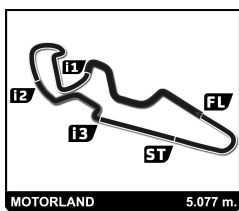
<b>55</b>	<b>Andrea Locatelli</b>						ITA
	Pata Yamaha with Brixx WorldSBK						Yamaha YZF R1
1	4:15.308	2:53.356	33.264	22.079	26.609	4:15.308	
2	1:52.956	32.764	31.811	21.718	26.663	6:08.264	
3	1:51.131	31.785	31.482	21.474	26.390	7:59.395	
4	1:52.386	32.204	31.552	21.895	26.735	9:51.781	
5	1:51.132	31.691	31.445	21.507	26.489	11:42.913	
6	1:51.149	31.692	31.480	21.526	26.451	13:34.062	
7	1:51.139	31.722	31.420	21.490	26.507	15:25.201	
8	2:02.601 B	33.298	33.903	22.442	32.958	17:27.802	
9	5:56.599	4:36.062	32.229	21.808	26.500	23:24.401	
10	1:50.774	31.719	31.326	21.437	26.292	25:15.175	
11	<b>1:50.433</b>	<b>31.565</b>	<b>31.165</b>	<b>21.431</b>	<b>26.272</b>	27:05.608	
12	1:50.995	31.748	31.324	21.453	26.470	28:56.603	
13	1:50.748	31.667	31.319	21.489	26.273	30:47.351	
14	2:06.323 B	33.365	32.918	23.136	36.904	32:53.674	
15	8:15.073	6:53.356	32.995	22.039	26.683	41:08.747	
16	1:52.156	32.275	31.840	21.654	26.387	43:00.903	
17	1:52.818	31.971	31.642	21.666	27.539	44:53.721	
18	1:51.887	32.083	31.698	21.630	26.476	46:45.608	

<b>65</b>	<b>Jonathan Rea</b>						GBR
	Kawasaki Racing Team WorldSBK						Kawasaki ZX-10RR
1	2:01.396	40.832	31.866	22.161	26.537	2:01.396	
2	1:50.854	31.763	31.254	21.513	26.324	3:52.250	
3	1:50.978	31.632	31.486	21.450	26.410	5:43.228	
4	1:53.082	32.581	32.062	21.815	26.624	7:36.310	
5	1:51.215	31.937	31.401	21.504	26.373	9:27.525	
6	<b>1:50.322</b>	31.661	31.121	21.353	26.187	11:17.847	
7	2:00.105 B	32.879	33.155	22.057	32.014	13:17.952	
8	10:01.436	8:41.301	31.829	21.690	26.616	23:19.388	
9	1:50.354	31.661	<b>31.113</b>	<b>21.340</b>	26.240	25:09.742	
10	1:51.397	31.899	31.584	21.567	26.347	27:01.139	
11	1:56.932 B	<b>31.612</b>	31.435	22.167	31.718	28:58.071	
12	10:22.085	9:01.349	32.147	21.955	26.634	39:20.156	
13	1:50.850	31.776	31.382	21.407	26.285	41:11.006	
14	1:50.999	31.791	31.393	21.704	<b>26.111</b>	43:02.005	
15	1:51.514	31.715	31.441	21.759	26.599	44:53.519	
16	1:51.825	31.973	31.484	21.663	26.705	46:45.344	

<b>76</b>	<b>Loris Baz</b>						FRA
	Bonovo Action BMW						BMW M1000RR
1	2:18.078	55.409	33.004	22.751	26.914	2:18.078	
2	1:53.615	32.956	31.817	22.041	26.801	4:11.693	

<b>84</b>	<b>Loris Cresson</b>						BEL
	TPR Team Pedercini Racing						Kawasaki ZX-10RR
1	7:34.727	5:57.031	35.094	23.329	39.273	7:34.727	
2	1:57.821	34.413	33.040	22.802	27.566	9:32.548	
3	1:56.307	33.425	32.892	22.493	27.497	11:28.855	
4	2:00.104	36.898	32.833	22.851	27.522	13:28.959	
5	1:56.165	33.191	32.683	22.693	27.598	15:25.124	
6	2:09.987 B	33.461	39.730	23.105	33.691	17:35.111	
7	12:31.616	...	32.903	22.519	27.324	30:06.727	
8	1:55.479	32.996	32.791	<b>22.371</b>	27.321	32:02.206	
9	1:55.126	32.923	32.597	22.428	27.178	33:57.332	
10	1:55.138	33.037	32.469	22.384	27.248	35:52.470	
11	1:55.697	32.985	32.571	22.815	27.326	37:48.167	
12	1:54.973	32.982	32.494	22.475	27.022	39:43.140	
13	<b>1:54.738</b>	32.927	<b>32.428</b>	22.381	<b>27.002</b>	41:37.878	
14	2:02.946	39.925	32.867	22.608	27.546	43:40.824	
15	1:57.777	<b>32.775</b>	35.425	22.389	27.188	45:38.601	

<b>97</b>	<b>Xavi Vierge</b>						ESP
	Team HRC						Honda CBR1000 RR-R
1	3:07.156	1:41.959	33.911	23.720	27.566	3:07.156	
2	1:56.512	33.913	33.100	22.732	26.767	5:03.668	
3	1:54.786	33.068	32.520	22.316	26.882	6:58.454	
4	1:58.051	33.079	32.881	22.883	29.208	8:56.505	
5	1:53.970	32.892	32.239	22.325	26.514	10:50.475	
6	2:22.606 B	38.967	39.031	26.635	37.973	13:13.081	
7	11:04.045	9:41.352	33.169	22.677	26.847	24:17.126	
8	1:54.883	33.196	32.833	22.209	26.645	26:12.009	
9	1:53.351	32.527	32.301	22.094	26.429	28:05.360	
10	1:53.309	32.428	32.148	22.212	26.521	29:58.669	
11	2:23.849 B	36.739	42.980	24.462	39.668	32:22.518	
12	8:27.798	7:06.091	33.170	22.119	26.418	40:50.316	
13	<b>1:52.623</b>	<b>32.331</b>	<b>32.091</b>	<b>21.871</b>	<b>26.330</b>	42:42.939	
14	2:02.880 B	32.345	32.159	21.970	36.406	44:45.819	



## World SBK DWO Supported Test Motorland Free Practice 3

### Classification

No	Rider	Nat	Team	Bike	Tires	Cl.	Time	Lap	Total	Gap	Kph
1	65 Jonathan Rea	GBR	Kawasaki Racing Team WorldSBK	Kawasaki ZX-10RR	WSBK		<b>1:49.394</b>	16	16	-	167.1
2	1 Toprak Razgatliouglu	TUR	Pata Yamaha with Brixx WorldSBK	Yamaha YZF R1	WSBK		<b>1:49.628</b>	6	17	+0.234	166.7
3	19 Alvaro Bautista	ESP	Aruba.It Racing - Ducati	Ducati Panigale V4R	WSBK		<b>1:50.025</b>	2	15	+0.631	166.1
4	31 Garrett Gerloff	USA	GYTR GRT Yamaha WorldSBK Team	Yamaha YZF R1	WSBK		<b>1:50.120</b>	14	17	+0.726	166.0
5	22 Alex Lowes	GBR	Kawasaki Racing Team WorldSBK	Kawasaki ZX-10RR	WSBK		<b>1:50.423</b>	5	18	+1.029	165.5
6	76 Loris Baz	FRA	Bonovo Action BMW	BMW M1000RR	WSBK		<b>1:50.446</b>	14	18	+1.052	165.5
7	3 Kohta Nozane	JPN	GYTR GRT Yamaha WorldSBK Team	Yamaha YZF R1	WSBK		<b>1:50.520</b>	13	16	+1.126	165.4
8	7 Iker Lecuona	ESP	Team HRC	Honda CBR1000 RR-F	WSBK		<b>1:50.586</b>	7	12	+1.192	165.3
9	50 Eugene Laverty	IRL	Bonovo Action BMW	BMW M1000RR	WSBK		<b>1:50.600</b>	14	17	+1.206	165.3
10	55 Andrea Locatelli	ITA	Pata Yamaha with Brixx WorldSBK	Yamaha YZF R1	WSBK		<b>1:50.612</b>	7	16	+1.218	165.2
11	5 Philipp Oettl	DEU	Team GoEleven	Ducati Panigale V4R	WSBK		<b>1:50.713</b>	10	16	+1.319	165.1
12	45 Scott Redding	GBR	BMW Motorrad WorldSBK Team	BMW M1000RR	WSBK		<b>1:50.734</b>	13	14	+1.340	165.1
13	21 Michael Rinaldi	ITA	Aruba.It Racing - Ducati	Ducati Panigale V4R	WSBK		<b>1:50.829</b>	4	11	+1.435	164.9
14	44 Lucas Mahias	FRA	Kawasaki Puccetti Racing	Kawasaki ZX-10RR	WSBK		<b>1:51.151</b>	10	13	+1.757	164.4
15	37 Illia Mykhalchuk	UKR	BMW Motorrad WorldSBK Team	BMW M1000RR	WSBK		<b>1:51.438</b>	14	17	+2.044	164.0
16	97 Xavi Vierge	ESP	Team HRC	Honda CBR1000 RR-F	WSBK		<b>1:51.446</b>	13	14	+2.052	164.0
17	2 Roberto Tamburini	ITA	Yamaha Motox Racing WorldSBK Team	Yamaha YZF R1	WSBK		<b>1:51.737</b>	11	15	+2.343	163.6
18	47 Axel Bassani	ITA	Motocorsa Racing	Ducati Panigale V4R	WSBK		<b>1:51.890</b>	3	9	+2.496	163.3
19	23 Christophe Ponsson	FRA	Gil Motor Sport-Yamaha	Yamaha YZF R1	WSBK		<b>1:52.785</b>	6	7	+3.391	162.1
20	29 Luca Bernardi	SMR	BARNI Spark Racing Team	Ducati Panigale V4R	WSBK		<b>1:52.937</b>	9	15	+3.543	161.8
21	36 Leandro Mercado	ARG	MIE Racing Honda Team	Honda CBR1000 RR-F	WSBK		<b>1:53.100</b>	11	15	+3.706	161.6
22	52 Oliver Konig	CZE	Orelac Racing Verdnatura	Kawasaki ZX-10RR	WSBK		<b>1:53.326</b>	18	18	+3.932	161.3
23	35 Hafizh Syahrin	MYS	MIE Racing Honda Team	Honda CBR1000 RR-F	WSBK		<b>1:53.945</b>	15	16	+4.551	160.4
24	84 Loris Cressson	BEL	TPR Team Pedercini Racing	Kawasaki ZX-10RR	WSBK		<b>1:54.688</b>	15	15	+5.294	159.4
25	16 Gabriele Ruiu	ITA	Bmax Racing	BMW M1000RR	WSBK						

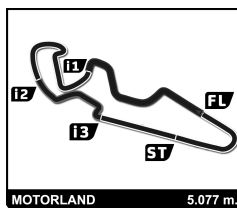
**Fastest Lap:** Lap 16 Jonathan Rea 1:49.394 167.1 Kph

Published at: .....

Track Status: **DRY**

<b>Race Director:</b>	<b>Timekeeper:</b>
-----------------------	--------------------

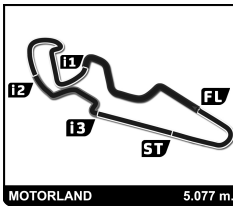




## World SBK DWO Supported Test Motorland Free Practice 3

### Best Sector Times

Sector 1			Sector 2			Sector 3			Sector 4			Pos	No	Ideal Lap	Best Lap	
Pos	No	Rider	Time	No	Rider	Time	No	Rider	Time	No	Rider					Time
1	65	J.Rea	31.320	65	J.Rea	30.907	31	G.Gerloff	21.059	19	A.Bautista	25.966	1	65	1:49.392	1:49.394 (1)
2	1	T.Razgatiouglu	31.388	1	T.Razgatiouglu	30.975	1	T.Razgatiouglu	21.065	65	J.Rea	26.054	2	1	1:49.573	1:49.628 (2)
3	31	G.Gerloff	31.417	31	G.Gerloff	31.016	65	J.Rea	21.111	5	P.Oettl	26.081	3	31	1:49.648	1:50.120 (4)
4	3	K.Nozone	31.477	19	A.Bautista	31.066	19	A.Bautista	21.265	1	T.Razgatiouglu	26.145	4	19	1:49.787	1:50.025 (3)
5	19	A.Bautista	31.490	76	L.Baz	31.066	3	K.Nozone	21.282	97	X.Vierge	26.151	5	22	1:50.322	1:50.423 (5)
6	76	L.Baz	31.609	50	E.Laverty	31.110	22	A.Lowes	21.286	31	G.Gerloff	26.156	6	76	1:50.351	1:50.446 (6)
7	5	P.Oettl	31.638	45	S.Redding	31.112	7	I.Lecuona	21.315	21	M.Rinaldi	26.172	7	3	1:50.394	1:50.520 (7)
8	22	A.Lowes	31.642	21	M.Rinaldi	31.123	55	A.Locatelli	21.322	7	I.Lecuona	26.217	8	7	1:50.407	1:50.586 (8)
9	7	I.Lecuona	31.644	3	K.Nozone	31.133	76	L.Baz	21.372	55	A.Locatelli	26.226	9	21	1:50.468	1:50.829 (13)
10	55	A.Locatelli	31.668	22	A.Lowes	31.154	45	S.Redding	21.384	50	E.Laverty	26.232	10	55	1:50.480	1:50.612 (10)
11	44	L.Mahias	31.728	44	L.Mahias	31.195	21	M.Rinaldi	21.433	22	A.Lowes	26.240	11	45	1:50.567	1:50.734 (12)
12	21	M.Rinaldi	31.740	5	P.Oettl	31.210	44	L.Mahias	21.446	45	S.Redding	26.263	12	50	1:50.568	1:50.600 (9)
13	50	E.Laverty	31.778	7	I.Lecuona	31.231	50	E.Laverty	21.448	37	I.Mykhalchyk	26.296	13	5	1:50.579	1:50.713 (11)
14	45	S.Redding	31.808	55	A.Locatelli	31.264	2	R.Tamburini	21.545	76	L.Baz	26.304	14	44	1:50.991	1:51.151 (14)
15	97	X.Vierge	31.889	2	R.Tamburini	31.444	37	I.Mykhalchyk	21.560	47	A.Bassani	26.339	15	97	1:51.227	1:51.446 (16)
16	37	I.Mykhalchyk	31.900	37	I.Mykhalchyk	31.488	97	X.Vierge	21.588	3	K.Nozone	26.502	16	37	1:51.244	1:51.438 (15)
17	47	A.Bassani	32.081	47	A.Bassani	31.543	5	P.Oettl	21.650	2	R.Tamburini	26.521	17	2	1:51.625	1:51.737 (17)
18	2	R.Tamburini	32.115	97	X.Vierge	31.599	47	A.Bassani	21.791	44	L.Mahias	26.622	18	47	1:51.754	1:51.890 (18)
19	23	C.Ponsson	32.261	29	L.Bernardi	31.729	23	C.Ponsson	21.809	29	L.Bernardi	26.654	19	23	1:52.688	1:52.785 (19)
20	36	L.Mercado	32.360	23	C.Ponsson	31.795	36	L.Mercado	21.832	23	C.Ponsson	26.823	20	29	1:52.740	1:52.937 (20)
21	29	L.Bernardi	32.466	52	O.Konig	31.801	52	O.Konig	21.855	35	H.Syahrin	26.845	21	36	1:52.966	1:53.100 (21)
22	52	O.Konig	32.468	36	L.Mercado	31.862	29	L.Bernardi	21.891	52	O.Konig	26.864	22	52	1:52.988	1:53.326 (22)
23	35	H.Syahrin	32.755	35	H.Syahrin	32.114	35	H.Syahrin	22.019	36	L.Mercado	26.912	23	35	1:53.733	1:53.945 (23)
24	84	L.Cressson	32.812	84	L.Cressson	32.253	84	L.Cressson	22.147	84	L.Cressson	27.108	24	84	1:54.320	1:54.688 (24)



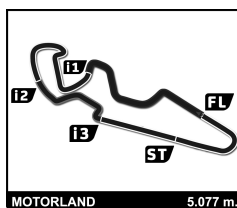
## World SBK

### DWO Supported Test Motorland

### Free Practice 3

### Best Top Speed

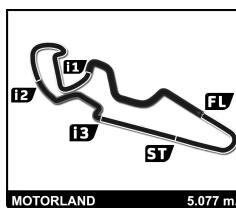
No Rider	Team	Class	Top 1		Top 2		Top 3		Top 4		Top 5		Avg
			Kph	Lap	Kph	Lap	Kph	Lap	Kph	Lap	Kph	Lap	
50 Eugene Laverty	Bonovo Action BMW	WSBK	316.7	7	315.8	11	314.9	12	314.9	10	314.9	5	315,4
97 Xavi Vierge	Team HRC	WSBK	315.8	3	315.8	2	314.9	13	314.9	12	314.9	7	315,3
29 Luca Bernardi	BARNI Spark Racing Team	WSBK	315.8	10	313.0	15	312.1	9	310.3	8	309.5	6	312,1
45 Scott Redding	BMW Motorrad WorldSBK Team	WSBK	314.9	14	313.0	13	313.0	5	312.1	2	310.3	7	312,7
5 Philipp Oettl	Team Goevenen	WSBK	314.0	10	312.1	11	310.3	12	310.3	2	309.5	16	311,2
1 Toprak Razgatliouglu	Pata Yamaha with Brixx WorldSBK	WSBK	313.0	10	311.2	11	308.6	9	308.6	2	307.7	8	309,8
19 Alvaro Bautista	Aruba.It Racing - Ducati	WSBK	313.0	9	312.1	11	310.3	15	310.3	14	310.3	10	311,2
37 Ilya Mykhalchuk	BMW Motorrad WorldSBK Team	WSBK	313.0	5	311.2	17	311.2	14	311.2	10	311.2	6	311,6
76 Loris Baz	Bonovo Action BMW	WSBK	313.0	9	313.0	2	313.0	1	310.3	12	310.3	3	311,9
21 Michael Rinaldi	Aruba.It Racing - Ducati	WSBK	312.1	11	310.3	10	308.6	6	308.6	3	307.7	9	309,5
22 Alex Lowes	Kawasaki Racing Team WorldSBK	WSBK	312.1	13	308.6	18	308.6	11	307.7	5	307.7	4	308,9
7 Iker Lecuona	Team HRC	WSBK	312.1	11	311.2	10	311.2	9	310.3	8	310.3	7	311,0
31 Garrett Gerloff	GYTR GRT Yamaha WorldSBK Team	WSBK	311.2	8	305.9	17	305.9	16	305.1	13	305.1	7	306,6
65 Jonathan Rea	Kawasaki Racing Team WorldSBK	WSBK	310.3	5	308.6	16	307.7	11	306.8	15	306.8	10	308,0
47 Axel Bassani	Motocorsa Racing	WSBK	310.3	7	308.6	6	306.8	8	306.8	9	305.9	2	307,7
55 Andrea Locatelli	Pata Yamaha with Brixx WorldSBK	WSBK	308.6	16	308.6	7	308.6	6	307.7	11	307.7	3	308,2
35 Hafizh Syahrin	MIE Racing Honda Team	WSBK	308.6	16	305.9	12	304.2	15	301.7	4	300.8	11	304,2
3 Kohta Nozane	GYTR GRT Yamaha WorldSBK Team	WSBK	305.1	10	305.1	5	305.1	2	304.2	16	304.2	12	304,7
44 Lucas Mahias	Kawasaki Puccetti Racing	WSBK	303.4	13	300.8	12	300.8	11	298.3	1	297.5	10	300,2
36 Leandro Mercado	MIE Racing Honda Team	WSBK	303.4	6	303.4	4	302.5	14	302.5	1	301.7	12	302,7
2 Roberto Tamburini	Yamaha Motoxracing WorldSBK Team	WSBK	303.4	14	301.7	15	300.0	9	299.2	7	299.2	6	300,7
52 Oliver Konig	Orelac Racing Verdatura	WSBK	301.7	18	299.2	17	299.2	11	299.2	10	299.2	3	299,7
23 Christophe Ponsson	Gil Motor Sport-Yamaha	WSBK	300.8	4	300.0	6	299.2	5	298.3	2	298.3	3	299,3
84 Loris Cressson	TPR Team Pedercini Racing	WSBK	297.5	15	297.5	2	297.5	1	295.9	9	295.9	7	296,9
16 Gabriele Ruiu	Bmax Racing	WSBK											



**World SBK**  
DWO Supported Test Motorland  
Free Practice 3

**Fastest Lap Sequence**

Elapsed	No Rider	Team	Bike	Class	Time	Kph	Lap
3:42.887	<b>65 Jonathan Rea</b>	Kawasaki Racing Team WorldSBK	Kawasaki ZX-10RR	WSBK	<b>1:49.855</b>	166.4	2
5:32.631	<b>65 Jonathan Rea</b>	Kawasaki Racing Team WorldSBK	Kawasaki ZX-10RR	WSBK	<b>1:49.744</b>	166.5	3
18:01.003	<b>1 Toprak Razgatliouglu</b>	Pata Yamaha with Brixx WorldSBK	Yamaha YZF R1	WSBK	<b>1:49.628</b>	166.7	6
45:28.334	<b>65 Jonathan Rea</b>	Kawasaki Racing Team WorldSBK	Kawasaki ZX-10RR	WSBK	<b>1:49.394</b>	167.1	16



## World SBK

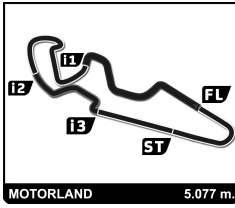
### DWO Supported Test Motorland

### Free Practice 3

## Sector Analysis

— Invalidated Lap    ■ Personal Best    ■ Session Best    B Crossing the pit lane

Lap	Time	Sector 1	Sector 2	Sector 3	Sector 4	Elapsed	Lap	Time	Sector 1	Sector 2	Sector 3	Sector 4	Elapsed	
<b>1</b>	<b>Toprak Razgatlioglu</b> TUR							<b>5</b>	<b>Philipp Oettl</b> DEU					
Pata Yamaha with Brix WorldSBK Yamaha YZF R1							Team Goeleven Ducati Panigale V4R							
1	4:45.009	3:25.306	31.733	21.551	26.419	4:45.009	1	2:08.323	44.830	32.958	23.221	27.314	2:08.323	
2	1:50.664	31.746	31.248	21.331	26.339	6:35.673	2	1:51.806	32.197	31.616	21.748	26.245	4:00.129	
3	1:54.615	B 31.741	31.237	21.716	29.921	8:30.288	3	1:51.413	31.993	31.523	21.683	26.214	5:51.542	
4	5:51.313	4:31.123	32.270	21.654	26.266	14:21.601	4	1:55.680	33.323	34.279	21.696	26.382	7:47.222	
5	1:49.774	31.501	31.026	21.102	<b>26.145</b>	16:11.375	5	1:55.236	35.325	31.860	21.829	26.222	9:42.458	
6	<b>1:49.628</b>	31.394	<b>30.975</b>	<b>21.065</b>	26.194	18:01.003	6	1:51.829	32.161	31.656	21.727	26.285	11:34.287	
7	1:49.862	31.414	31.026	21.151	26.271	19:50.865	7	1:52.212	32.237	31.773	21.822	26.380	13:26.499	
8	1:49.987	<b>31.388</b>	31.139	21.141	26.319	21:40.852	8	2:02.567	B 34.346	32.887	22.557	32.777	15:29.066	
9	1:50.059	31.464	31.145	21.238	26.212	23:30.911	9	7:57.345	6:37.954	31.526	<b>21.650</b>	26.215	23:26.411	
10	1:50.115	31.484	31.207	21.274	26.150	25:21.026	10	<b>1:50.713</b>	31.709	<b>31.210</b>	21.713	<b>26.081</b>	25:17.124	
11	1:50.609	31.603	31.196	21.578	26.232	27:11.635	11	1:56.135	31.983	36.050	21.761	26.341	27:13.259	
12	1:50.547	31.815	31.178	21.169	26.385	29:02.182	12	1:51.846	31.952	31.769	21.792	26.333	29:05.105	
13	1:50.666	31.561	31.298	21.342	26.465	30:52.848	13	2:07.353	B 35.411	36.147	22.560	33.235	31:12.458	
14	1:50.835	31.679	31.256	21.319	26.581	32:43.683	14	10:19.978	8:57.109	31.563	22.625	28.681	41:32.436	
15	1:52.054	31.763	31.255	22.342	26.694	34:35.737	15	1:54.127	34.391	31.716	21.724	26.296	43:26.563	
16	1:50.994	31.700	31.326	21.425	26.543	36:26.731	16	1:51.158	<b>31.638</b>	31.357	21.777	26.386	45:17.721	
17	1:50.978	31.708	31.331	21.354	26.585	38:17.709								
<b>2</b>	<b>Roberto Tamburini</b> ITA							<b>7</b>	<b>Iker Lecuona</b> ESP					
Yamaha Motoxracing WorldSBK Team Yamaha YZF R1							Team HRC Honda CBR1000 RR-R							
1	2:32.544	1:09.682	33.182	22.642	27.038	2:32.544	1	2:07.382	44.522	33.037	23.023	26.800	2:07.382	
2	1:53.265	32.579	31.966	21.864	26.856	4:25.809	2	1:51.911	32.192	31.628	21.664	26.427	3:59.293	
3	2:00.228	B 32.504	32.281	24.874	30.569	6:26.037	3	1:50.976	31.824	31.343	21.430	26.379	5:50.269	
4	8:39.601	7:12.214	34.455	24.599	28.333	15:05.638	4	1:51.439	31.884	31.636	21.518	26.401	7:41.708	
5	1:54.992	33.520	32.596	22.002	26.874	17:00.630	5	2:00.609	B 32.157	32.936	22.495	33.021	9:42.317	
6	1:52.879	32.381	31.880	21.803	26.815	18:53.509	6	8:15.070	6:52.974	33.230	22.389	26.477	17:57.387	
7	1:52.687	32.479	31.745	21.662	26.801	20:46.196	7	<b>1:50.586</b>	<b>31.644</b>	31.410	<b>21.315</b>	<b>26.217</b>	19:47.973	
8	1:52.394	32.307	31.671	21.684	26.732	22:38.590	8	1:50.729	31.774	<b>31.231</b>	21.375	26.349	21:38.702	
9	2:01.651	B 32.370	32.240	25.358	31.683	24:40.241	9	1:51.145	31.904	31.416	21.481	26.344	23:29.847	
10	12:21.512	...	38.871	23.819	27.100	37:01.753	10	1:51.005	31.865	31.430	21.395	26.315	25:20.852	
11	<b>1:51.737</b>	32.194	<b>31.444</b>	21.577	26.522	38:53.490	11	1:51.793	32.132	31.619	21.489	26.553	27:12.645	
12	1:52.588	32.183	31.638	21.704	27.063	40:46.078	12	15:53.205	B 32.054				43:05.850	
13	1:58.752	35.808	34.045	22.017	26.882	42:44.830								
14	1:51.880	32.151	31.663	<b>21.545</b>	<b>26.521</b>	44:36.710								
15	1:52.207	<b>32.115</b>	31.643	21.697	26.752	46:28.917								
<b>3</b>	<b>Kohta Nozane</b> JPN							<b>19</b>	<b>Alvaro Bautista</b> ESP					
GYTR GRT Yamaha WorldSBK Team Yamaha YZF R1							Aruba.It Racing - Ducati Ducati Panigale V4R							
1	2:31.294	1:09.120	33.048	22.048	27.078	2:31.294	1	3:13.017	1:53.355	31.667	21.742	26.253	3:13.017	
2	1:52.241	32.308	31.561	21.640	26.732	4:23.535	2	<b>1:50.025</b>	31.666	<b>31.066</b>	<b>21.265</b>	26.028	5:03.042	
3	1:51.886	32.023	31.555	21.657	26.651	6:15.421	3	1:50.207	31.635	31.167	21.357	26.048	6:53.249	
4	1:51.580	31.945	31.399	21.509	26.727	8:07.001	4	1:50.413	31.718	31.204	21.491	26.000	8:43.662	
5	1:52.042	31.977	31.645	21.904	26.516	9:59.043	5	1:50.438	<b>31.490</b>	31.446	21.346	26.156	10:34.100	
6	2:02.919	B 34.197	33.371	22.437	32.914	12:01.962	6	1:50.189	31.566	31.109	21.363	26.151	12:24.289	
7	7:38.708	6:17.354	32.390	21.991	26.973	19:40.670	7	1:52.838	31.754	31.365	23.076	26.643	14:17.127	
8	1:52.651	32.527	31.612	21.533	26.979	21:33.321	8	1:50.886	31.678	31.170	21.809	26.229	16:08.013	
9	1:51.994	32.108	31.574	21.667	26.645	23:25.315	9	1:50.212	31.584	31.156	21.506	<b>25.966</b>	17:58.225	
10	1:52.301	32.117	31.630	21.683	26.871	25:17.616	10	1:50.267	31.574	31.175	21.448	26.070	19:48.492	
11	2:03.426	B 33.123	34.932	21.844	33.527	27:21.042	11	1:56.341	B 31.810	31.083	21.496	31.952	21:44.833	
12	11:11.411	9:49.137	33.732	21.983	26.559	38:32.453	12	8:08.863	6:49.059	31.989	21.567	26.248	29:53.696	
13	<b>1:50.520</b>	31.603	<b>31.133</b>	<b>21.282</b>	<b>26.502</b>	40:22.973	13	12:27.951	31.698	...	22.001	26.637	42:21.647	
14	1:50.809	<b>31.477</b>	31.218	21.421	26.693	42:13.782	14	1:52.005	32.254	31.794	21.711	26.246	44:13.652	
15	1:51.782	31.700	31.673	21.569	26.840	44:05.564	15	1:51.508	32.049	31.490	21.619	26.350	46:05.160	
16	1:51.912	32.117	31.566	21.523	26.706	45:57.476								
<b>21</b>	<b>Michael Rinaldi</b> ITA													
Aruba.It Racing - Ducati Ducati Panigale V4R														
1	2:50.211	1:29.575	32.299	22.018	26.319	2:50.211								
2	1:51.608	32.559	31.331	21.546	<b>26.172</b>	4:41.819								



## World SBK

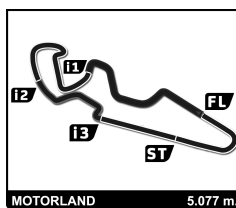
### DWO Supported Test Motorland

### Free Practice 3

## Sector Analysis

— Invalidated Lap    ■ Personal Best    ■ Session Best    B Crossing the pit lane

Lap	Time	Sector 1	Sector 2	Sector 3	Sector 4	Elapsed	Lap	Time	Sector 1	Sector 2	Sector 3	Sector 4	Elapsed
3	1:50.975	32.145	<b>31.123</b>	21.452	26.255	6:32.794	15	1:54.319	33.080	31.888	22.278	27.073	45:24.162
4	<b>1:50.829</b>	31.802	31.212	21.529	26.286	8:23.623	<b>31</b> Garrett Gerloff USA						
5	1:51.475	31.885	31.446	21.684	26.460	10:15.098	GYTR GRT Yamaha WorldSBK Team Yamaha YZF R1						
6	1:57.471 B	32.009	31.416	21.678	32.368	12:12.569	1	2:42.724	1:21.717	32.291	22.144	26.572	2:42.724
7	25:45.850	...	32.346	21.814	26.611	37:58.419	2	1:51.253	32.089	31.314	21.440	26.410	4:33.977
8	1:51.192	31.979	31.298	21.468	26.447	39:49.611	3	1:53.899	33.552	32.183	21.678	26.486	6:27.876
9	1:51.215	31.949	31.182	21.508	26.576	41:40.826	4	1:51.922	31.808	32.008	21.617	26.489	8:19.798
10	1:51.076	31.944	31.364	21.498	26.270	43:31.902	5	1:51.353	31.909	31.446	21.525	26.473	10:11.151
11	1:50.835	<b>31.740</b>	31.325	<b>21.433</b>	26.337	45:22.737	6	1:57.815 B	31.853	31.390	22.160	32.412	12:08.966
<b>22</b> Alex Lowes GBR							7	10:32.643	9:12.477	31.777	21.856	26.533	22:41.609
Kawasaki Racing Team WorldSBK Kawasaki ZX-10RR							8	1:52.803	32.231	32.050	22.022	26.500	24:34.412
1	2:37.981	1:16.395	32.786	22.049	26.751	2:37.981	9	1:51.670	31.992	31.352	21.615	26.711	26:26.082
2	1:51.195	32.022	31.290	21.524	26.359	4:29.176	10	1:51.438	31.933	31.339	21.608	26.558	28:17.520
3	1:50.857	31.758	31.351	21.412	26.336	6:20.033	11	1:57.648 B	32.498	31.673	21.962	31.515	30:15.168
4	1:50.679	31.748	31.172	21.412	26.347	8:10.712	12	6:26.094	5:03.959	32.884	22.562	26.689	36:41.262
5	<b>1:50.423</b>	31.674	31.180	21.329	<b>26.240</b>	10:01.135	13	1:50.218	31.803	<b>31.016</b>	21.243	<b>26.156</b>	38:31.480
6	2:16.376 B	43.622	37.110	22.254	33.390	12:17.511	14	<b>1:50.120</b>	31.500	31.079	<b>21.059</b>	26.482	40:21.600
7	5:20.401	3:59.720	32.076	21.965	26.640	17:37.912	15	1:50.210	<b>31.417</b>	31.159	21.281	26.353	42:11.810
8	1:51.371	32.081	31.189	21.534	26.567	19:29.283	16	1:50.245	31.552	31.081	21.207	26.405	44:02.055
9	1:50.865	31.825	<b>31.154</b>	21.418	26.468	21:20.148	17	1:52.455	31.685	32.022	22.280	26.468	45:54.510
10	1:50.903	31.813	31.236	21.379	26.475	23:11.051	<b>35</b> Hafiz Syahrin MYS						
11	1:51.040	31.783	31.385	21.599	26.273	25:02.091	MIE Racing Honda Team Honda CBR1000 RR-R						
12	1:58.189	31.677	36.003	23.062	27.447	27:00.280	1	9:49.996	8:19.965	35.883	24.397	29.751	9:49.996
13	1:50.924	31.948	31.330	<b>21.286</b>	26.360	28:51.204	2	1:55.402	33.632	32.495	22.219	27.056	11:45.398
14	2:00.603 B	<b>31.642</b>	31.823	21.755	35.383	30:51.807	3	1:54.649	33.109	32.440	22.108	26.992	13:40.047
15	8:34.115	7:10.519	33.728	22.930	26.938	39:25.922	4	1:54.875	33.098	32.427	22.207	27.143	15:34.922
16	1:51.940	32.227	31.572	21.516	26.625	41:17.862	5	1:54.814	33.132	32.272	22.310	27.100	17:29.736
17	1:51.469	31.999	31.407	21.459	26.604	43:09.331	6	2:06.627	38.820	36.406	23.064	28.337	19:36.363
18	1:51.551	32.037	31.464	21.409	26.641	45:00.882	7	1:54.682	33.166	32.189	22.169	27.158	21:31.045
<b>23</b> Christophe Ponsson FRA							8	2:18.934 B	42.045	36.705	24.734	35.450	23:49.979
Gil Motor Sport-Yamaha Yamaha YZF R1							9	9:27.517	8:01.427	35.043	23.600	27.447	33:17.496
1	3:32.939	2:09.191	33.366	23.248	27.134	3:32.939	10	1:55.181	33.329	32.350	22.172	27.330	35:12.677
2	1:53.774	32.493	31.968	22.279	27.034	5:26.713	11	1:54.478	33.055	32.285	<b>22.019</b>	27.119	37:07.155
3	1:53.114	32.371	31.897	21.844	27.002	7:19.827	12	1:54.402	32.973	32.155	22.174	27.100	39:01.557
4	1:53.182	32.321	31.938	22.036	26.887	9:13.009	13	1:54.287	32.859	<b>32.114</b>	22.062	27.252	40:55.844
5	1:52.914	32.423	<b>31.795</b>	21.873	<b>26.823</b>	11:05.923	14	2:03.027	35.754	33.362	24.288	29.623	42:58.871
6	<b>1:52.785</b>	<b>32.261</b>	31.821	<b>21.809</b>	26.894	12:58.708	15	<b>1:53.945</b>	32.881	32.130	22.056	26.878	44:52.816
7	1:59.662	34.650	33.472	24.304	27.236	14:58.370	16	1:54.021	<b>32.755</b>	32.130	22.291	<b>26.845</b>	46:46.837
<b>29</b> Luca Bernardi SMR							<b>36</b> Leandro Mercado ARG						
BARNI Spark Racing Team Ducati Panigale V4R							MIE Racing Honda Team Honda CBR1000 RR-R						
1	2:25.563	1:02.090	33.511	22.841	27.121	2:25.563	1	5:58.792	4:35.404	33.338	22.783	27.267	5:58.792
2	1:53.315	32.716	31.758	21.975	26.866	4:18.878	2	1:55.211	33.458	32.337	22.154	27.262	7:54.003
3	1:53.667	32.771	31.852	22.049	26.995	6:12.545	3	1:54.956	33.008	32.440	22.343	27.165	9:48.959
4	1:53.271	32.800	31.811	21.989	26.671	8:05.816	4	1:54.282	32.764	32.230	22.138	27.150	11:43.241
5	1:53.020	32.595	31.880	<b>21.891</b>	<b>26.654</b>	9:58.836	5	1:54.261	32.886	32.207	22.148	27.020	13:37.502
6	1:53.197	32.673	31.823	21.956	26.745	11:52.033	6	1:54.174	32.766	32.220	22.049	27.139	15:31.676
7	2:01.098 B	32.719	32.071	22.310	33.998	13:53.131	7	1:59.566	37.578	32.708	22.285	26.995	17:31.242
8	13:26.513	...	32.447	22.166	26.875	27:19.644	8	2:04.119 B	33.094	33.387	22.588	35.050	19:35.361
9	<b>1:52.937</b>	32.596	<b>31.729</b>	21.926	26.686	29:12.581	9	10:16.422	8:51.930	34.623	22.657	27.212	29:51.783
10	1:54.054	<b>32.466</b>	32.048	22.548	26.992	31:06.635	10	1:53.239	32.508	31.881	21.938	<b>26.912</b>	31:45.022
11	2:02.107	32.642	31.895	30.221	27.349	33:08.742	11	<b>1:53.100</b>	32.468	<b>31.862</b>	<b>21.832</b>	26.938	33:38.122
12	1:54.328	32.936	32.020	22.131	27.241	35:03.070	12	1:53.116	<b>32.360</b>	31.933	21.852	26.971	35:31.238
13	2:07.548 B	32.847	32.073	22.515	40.113	37:10.618	13	1:53.281	32.492	31.901	21.896	26.992	37:24.519
14	6:19.225	4:51.981	36.868	22.797	27.579	43:29.843	14	1:53.276	32.381	31.881	22.012	27.002	39:17.795



## World SBK

### DWO Supported Test Motorland

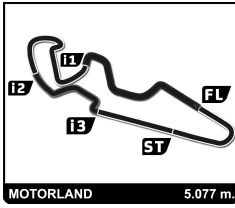
### Free Practice 3

## Sector Analysis

— Invalidated Lap    ■ Personal Best    ■ Session Best    B Crossing the pit lane

Lap	Time	Sector 1	Sector 2	Sector 3	Sector 4	Elapsed	Lap	Time	Sector 1	Sector 2	Sector 3	Sector 4	Elapsed
15	2:05.780 <b>B</b>	32.474	32.125	22.387	38.794	41:23.575	1	3:50.226	2:28.543	32.627	22.389	26.667	3:50.226
<b>37</b>	<b>Ilia Mykhalchyk</b>					UKR	2	1:52.615	32.585	31.674	21.900	26.456	5:42.841
	BMW Motorrad WorldSBK Team					BMW M1000RR	3	■ 1:51.890	32.162	■ 31.543	■ 21.791	26.394	7:34.731
1	2:58.968	1:36.621	32.871	22.459	27.017	2:58.968	4	2:05.068 <b>B</b>	36.310	32.744	23.162	32.852	9:39.799
2	1:53.107	32.478	32.102	21.851	26.676	4:52.075	5	13:29.394	...	32.456	22.194	26.783	23:09.193
3	1:53.197	32.698	31.880	21.989	26.630	6:45.272	6	1:52.331	32.392	31.769	21.831	■ 26.339	25:01.524
4	1:56.760	34.549	33.426	22.047	26.738	8:42.032	7	2:05.380 <b>B</b>	■ 32.081	34.602	23.206	35.491	27:06.904
5	1:53.409	32.442	32.372	21.970	26.625	10:35.441	8	9:28.125	8:07.501	31.634	22.432	26.558	36:35.029
6	1:52.541	32.288	31.838	21.787	26.628	12:27.982	9	2:06.634 <b>B</b>	36.695	33.914	23.372	32.653	38:41.663
7	2:02.452 <b>B</b>	33.427	33.296	23.276	32.453	14:30.434	<b>50</b>	<b>Eugene Laverty</b>					IRL
8	7:44.268	6:22.178	33.014	22.144	26.932	22:14.702		Bonovo Action BMW					BMW M1000RR
9	1:51.828	32.155	31.633	21.599	26.441	24:06.530	1	1:55.381	33.220	32.929	22.270	26.962	1:55.381
10	1:51.506	■ 31.900	31.676	21.634	■ 26.296	25:58.036	2	1:52.496	32.310	31.846	21.855	26.485	3:47.877
11	1:51.693	31.938	31.683	■ 21.560	26.512	27:49.729	3	2:04.704 <b>B</b>	32.200	31.795	26.489	34.220	5:52.581
12	1:58.513 <b>B</b>	32.075	31.993	21.896	32.549	29:48.242	4	6:15.098	4:51.878	32.448	24.284	26.488	12:07.679
13	9:16.494	7:50.834	36.688	22.326	26.646	39:04.736	5	1:51.558	32.287	31.466	21.485	26.320	13:59.237
14	■ 1:51.438	32.004	■ 31.488	21.595	26.351	40:56.174	6	1:51.360	31.943	31.562	21.542	26.313	15:50.597
15	1:54.007	33.288	32.157	21.936	26.626	42:50.181	7	1:51.551	31.976	31.539	21.724	26.312	17:42.148
16	1:52.276	32.119	31.768	21.875	26.514	44:42.457	8	2:03.449 <b>B</b>	35.440	32.639	22.047	33.323	19:45.597
17	1:52.228	32.061	31.770	21.856	26.541	46:34.685	9	5:34.490	4:10.375	32.138	24.816	27.161	25:20.087
	<b>44</b>	<b>Lucas Mahias</b>				FRA	10	1:51.379	31.985	31.522	21.568	26.304	27:11.466
		Kawasaki Puccetti Racing				Kawasaki ZX-10RR	11	1:51.819	32.401	31.491	21.571	26.356	29:03.285
1	3:22.465	2:01.901	32.148	21.760	26.656	3:22.465	12	1:59.764 <b>B</b>	31.943	31.654	21.657	34.510	31:03.049
2	1:51.809	32.034	31.362	21.652	26.761	5:14.274	13	5:12.898	3:51.217	32.809	21.933	26.939	36:15.947
3	1:52.035	31.798	31.396	21.844	26.997	7:06.309	14	■ 1:50.600	31.810	■ 31.110	■ 21.448	■ 26.232	38:06.547
4	2:18.990 <b>B</b>	32.228	50.304	23.187	33.271	9:25.299	15	1:50.822	■ 31.778	31.249	21.488	26.307	39:57.369
5	8:47.550 <b>B</b>	7:18.091	35.462	22.708	31.289	18:12.849	16	1:51.374	31.886	31.405	21.606	26.477	41:48.743
6	12:51.091	...	32.053	22.101	26.825	31:03.940	17	2:04.518 <b>B</b>	34.937	32.864	22.053	34.664	43:53.261
7	1:52.165	32.127	31.441	21.602	26.995	32:56.105	<b>52</b>	<b>Oliver König</b>					CZE
8	2:00.885 <b>B</b>	34.064	33.237	22.181	31.403	34:56.990		Orelac Racing Verdatura					Kawasaki ZX-10RR
9	4:23.802	3:02.601	32.057	21.850	27.294	39:20.792	1	2:27.165	1:03.038	33.779	23.131	27.217	2:27.165
10	■ 1:51.151	■ 31.728	■ 31.195	21.492	26.736	41:11.943	2	1:55.967	33.196	32.679	22.888	27.204	4:23.132
11	1:51.365	32.063	31.234	■ 21.446	■ 26.622	43:03.308	3	2:03.198	41.060	32.688	22.384	27.066	6:26.330
12	1:52.387	32.060	31.629	21.776	26.922	44:55.695	4	1:55.012	32.970	32.597	22.450	26.995	8:21.342
13	1:51.773	31.981	31.370	21.576	26.846	46:47.468	5	1:54.686	32.919	32.414	22.489	■ 26.864	10:16.028
	<b>45</b>	<b>Scott Redding</b>				GBR	6	2:04.529 <b>B</b>	32.785	32.186	22.119	37.439	12:20.557
		BMW Motorrad WorldSBK Team				BMW M1000RR	7	8:27.109	7:00.510	35.422	23.926	27.251	20:47.666
1	2:09.095	43.733	33.396	22.683	29.283	2:09.095	8	1:53.501	32.707	31.976	21.937	26.881	22:41.167
2	1:52.396	32.461	31.697	21.768	26.470	4:01.491	9	1:53.537	■ 32.468	32.119	21.961	26.989	24:34.704
3	1:52.139	32.250	31.622	21.735	26.532	5:53.630	10	1:54.641	32.651	31.841	23.093	27.056	26:29.345
4	2:04.188 <b>B</b>	39.707	32.132	21.925	30.424	7:57.818	11	1:53.781	32.722	32.205	■ 21.855	26.999	28:23.126
5	9:45.614	8:24.587	32.730	21.859	26.438	17:43.432	12	1:54.121	32.875	32.186	22.002	27.058	30:17.247
6	1:52.642	32.404	31.594	21.741	26.903	19:36.074	13	2:08.905 <b>B</b>	32.730	38.231	23.168	34.776	32:26.152
7	1:56.454 <b>B</b>	32.480	31.541	21.794	30.639	21:32.528	14	6:48.645	5:25.406	33.547	22.462	27.230	39:14.797
8	7:06.750	5:46.109	32.291	21.874	26.476	28:39.278	15	1:53.421	32.524	■ 31.801	21.905	27.191	41:08.218
9	1:50.740	31.841	■ 31.112	■ 21.384	26.403	30:30.018	16	1:54.089	32.642	32.188	21.921	27.338	43:02.307
10	1:51.753	31.905	31.424	21.734	26.690	32:21.771	17	1:53.831	32.650	31.924	22.217	27.040	44:56.138
11	1:56.132 <b>B</b>	32.115	31.588	21.819	30.610	34:17.903	18	■ 1:53.326	32.522	31.832	21.962	27.010	46:49.464
12	7:25.588	6:05.740	31.734	21.699	26.415	41:43.491	<b>55</b>	<b>Andrea Locatelli</b>					ITA
13	■ 1:50.734	■ 31.808	31.245	21.418	■ 26.263	43:34.225		Pata Yamaha with Brixx WorldSBK					Yamaha YZF R1
14	1:51.125	31.837	31.206	21.536	26.546	45:25.350	1	2:47.852	1:18.501	40.699	22.161	26.491	2:47.852
	<b>47</b>	<b>Axel Bassani</b>				ITA	2	1:50.973	31.791	31.425	21.336	26.421	4:38.825
		Motocorsa Racing				Ducati Panigale V4R	3	1:58.342	31.795	31.634	28.471	26.442	6:37.167
							4	1:55.880 <b>B</b>	31.799	31.469	21.384	31.228	8:33.047





## World SBK

### DWO Supported Test Motorland

### Free Practice 3

### Sector Analysis

— Invalidated Lap    ■ Personal Best    ■ Session Best    B Crossing the pit lane

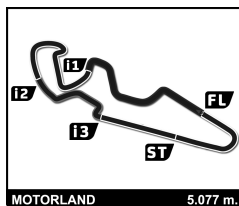
Lap	Time	Sector 1	Sector 2	Sector 3	Sector 4	Elapsed	Lap	Time	Sector 1	Sector 2	Sector 3	Sector 4	Elapsed
5	16:53.160	...	31.832	21.815	26.358	25:26.207	3	1:54.894	33.038	32.309	22.340	27.207	7:10.841
6	1:50.727	31.832	31.304	21.365	<b>26.226</b>	27:16.934	4	1:59.324	32.819	36.035	23.022	27.448	9:10.165
7	<b>1:50.612</b>	31.683	<b>31.264</b>	21.390	26.275	29:07.546	5	2:02.522	39.861	32.817	22.474	27.370	11:12.687
8	1:51.197	31.898	31.385	21.437	26.477	30:58.743	6	1:55.644	32.947	32.958	22.520	27.219	13:08.331
9	1:50.803	<b>31.668</b>	31.383	<b>21.322</b>	26.430	32:49.546	7	1:54.799	32.970	32.346	22.375	<b>27.108</b>	15:03.130
10	1:51.171	31.814	31.365	21.485	26.507	34:40.717	8	2:06.810 B	37.432	33.506	23.057	32.815	17:09.940
11	1:51.071	31.766	31.369	21.485	26.451	36:31.788	9	12:52.673	...	32.921	22.467	27.329	30:02.613
12	1:50.899	31.769	31.336	21.412	26.382	38:22.687	10	1:54.741	32.899	32.366	<b>22.147</b>	27.329	31:57.354
13	1:51.172	31.682	31.424	21.528	26.538	40:13.859	11	1:54.943	32.865	32.425	22.314	27.339	33:52.297
14	1:51.241	31.937	31.362	21.514	26.428	42:05.100	12	2:08.143 B	36.483	34.833	23.873	32.954	36:00.440
15	1:51.214	31.803	31.419	21.516	26.476	43:56.314	13	6:57.144	5:30.401	32.858	26.267	27.618	42:57.584
16	1:51.351	31.883	31.486	21.529	26.453	45:47.665	14	1:54.691	33.022	32.315	22.211	27.143	44:52.275
							15	<b>1:54.688</b>	<b>32.812</b>	<b>32.253</b>	22.449	27.174	46:46.963

65 Jonathan Rea							GBR
Kawasaki Racing Team WorldSBK							Kawasaki ZX-10RR
1	1:53.032	33.300	31.890	21.556	26.286	1:53.032	
2	1:49.855	31.594	<b>30.907</b>	21.251	26.103	3:42.887	
3	1:49.744	31.468	30.927	21.240	26.109	5:32.631	
4	1:50.016	31.471	31.007	21.307	26.231	7:22.647	
5	1:50.369	31.605	31.088	21.289	26.387	9:13.016	
6	1:50.222	31.560	31.189	21.216	26.257	11:03.238	
7	1:50.288	31.578	31.194	21.314	26.202	12:53.526	
8	1:50.305	31.529	31.238	21.317	26.221	14:43.831	
9	1:57.059 B	31.553	31.176	21.502	32.828	16:40.890	
10	12:12.565	...	31.815	21.755	26.600	28:53.455	
11	1:50.864	31.707	31.184	21.510	26.463	30:44.319	
12	1:56.406 B	31.723	31.289	21.629	31.765	32:40.725	
13	6:30.898	5:11.112	31.759	21.517	26.510	39:11.623	
14	1:57.937 B	32.777	31.795	21.685	31.680	41:09.560	
15	2:29.380	1:10.324	31.326	21.601	26.129	43:38.940	
16	<b>1:49.394</b>	<b>31.320</b>	30.909	<b>21.111</b>	<b>26.054</b>	45:28.334	

97 Xavi Vierge							ESP
Team HRC							Honda CBR1000 RR-R
1	2:39.093	1:08.945	33.591	22.361	34.196	2:39.093	
2	1:52.183	32.726	31.657	21.649	<b>26.151</b>	4:31.276	
3	1:51.658	32.061	31.732	21.664	26.201	6:22.934	
4	1:51.801	32.055	31.641	21.798	26.307	8:14.735	
5	2:27.979 B	47.690	37.164	23.097	40.028	10:42.714	
6	12:29.305	...	32.666	26.651	28.423	23:12.019	
7	1:52.626	32.492	31.939	21.798	26.397	25:04.645	
8	1:53.076	32.278	32.121	22.036	26.641	26:57.721	
9	1:52.617	32.409	31.895	21.868	26.445	28:50.338	
10	2:00.831 B	32.117	31.811	21.768	35.135	30:51.169	
11	6:44.949	5:24.221	32.432	21.969	26.327	37:36.118	
12	1:51.548	31.974	<b>31.599</b>	21.694	26.281	39:27.666	
13	<b>1:51.446</b>	<b>31.889</b>	31.649	<b>21.588</b>	26.320	41:19.112	
14	2:10.647 B	31.912	36.210	25.618	36.907	43:29.759	

76 Loris Baz							FRA
Bonovo Action BMW							BMW M1000RR
1	2:38.131	1:15.573	33.444	22.513	26.601	2:38.131	
2	1:51.497	32.243	31.259	21.612	26.383	4:29.628	
3	1:51.204	31.902	31.372	21.546	26.384	6:20.832	
4	1:51.048	31.807	31.354	21.499	26.388	8:11.880	
5	1:51.201	32.003	31.431	21.463	<b>26.304</b>	10:03.081	
6	2:02.742 B	34.116	33.089	22.494	33.043	12:05.823	
7	8:47.113	7:26.049	32.403	21.937	26.724	20:52.936	
8	1:51.398	32.146	31.347	21.528	26.377	22:44.334	
9	1:51.537	31.987	31.473	21.671	26.406	24:35.871	
10	1:51.824	31.978	31.437	21.969	26.440	26:27.695	
11	1:51.920	32.030	31.621	21.677	26.592	28:19.615	
12	1:57.080 B	32.014	31.539	21.740	31.787	30:16.695	
13	6:53.549	5:32.104	32.541	22.036	26.868	37:10.244	
14	<b>1:50.446</b>	<b>31.609</b>	<b>31.066</b>	<b>21.372</b>	26.399	39:00.690	
15	1:51.178	31.750	31.365	21.518	26.545	40:51.868	
16	1:51.520	31.801	31.409	21.706	26.604	42:43.388	
17	1:51.479	31.968	31.391	21.605	26.515	44:34.867	
18	1:51.523	32.001	31.431	21.493	26.598	46:26.390	

84 Loris Cresson							BEL
TPR Team Pedercini Racing							Kawasaki ZX-10RR
1	3:16.298	1:53.908	32.515	22.429	27.446	3:16.298	
2	1:59.649	35.353	32.732	24.146	27.418	5:15.947	



## World SBK

### DWO Supported Test Motorland

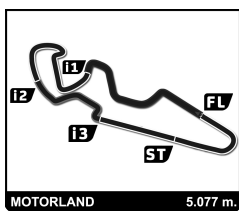
### Combined Day 1

### Classification

No	Rider	Nat	Team	Cl.	FP 1	FP 2	FP 3	Time	Gap
1	65 Jonathan Rea	GBR	Kawasaki Racing Team WorldSBK	WSBK	1:51.337	1:50.322	<b>1:49.394</b>	<b>1:49.394</b>	
2	1 Toprak Razgatliouglu	TUR	Pata Yamaha with Brixx WorldSBK	WSBK	1:50.783	<b>1:49.410</b>	1:49.628	<b>1:49.410</b>	0.016 0.016
3	19 Alvaro Bautista	ESP	Aruba.It Racing - Ducati	WSBK	1:51.611	1:50.106	<b>1:50.025</b>	<b>1:50.025</b>	0.631 0.615
4	31 Garrett Gerloff	USA	GYTR GRT Yamaha WorldSBK Team	WSBK		1:50.689	<b>1:50.120</b>	<b>1:50.120</b>	0.726 0.095
5	22 Alex Lowes	GBR	Kawasaki Racing Team WorldSBK	WSBK		1:51.578	<b>1:50.423</b>	<b>1:50.423</b>	1.029 0.303
6	55 Andrea Locatelli	ITA	Pata Yamaha with Brixx WorldSBK	WSBK	1:51.866	<b>1:50.433</b>	1:50.612	<b>1:50.433</b>	1.039 0.010
7	76 Loris Baz	FRA	Bonovo Action BMW	WSBK		1:50.826	<b>1:50.446</b>	<b>1:50.446</b>	1.052 0.013
8	3 Kohta Nozane	JPN	GYTR GRT Yamaha WorldSBK Team	WSBK	1:56.622	1:51.774	<b>1:50.520</b>	<b>1:50.520</b>	1.126 0.074
9	7 Iker Lecuona	ESP	Team HRC	WSBK		1:50.762	<b>1:50.586</b>	<b>1:50.586</b>	1.192 0.066
10	50 Eugene Laverty	IRL	Bonovo Action BMW	WSBK		1:50.936	<b>1:50.600</b>	<b>1:50.600</b>	1.206 0.014
11	21 Michael Rinaldi	ITA	Aruba.It Racing - Ducati	WSBK	1:52.079	<b>1:50.632</b>	1:50.829	<b>1:50.632</b>	1.238 0.032
12	5 Philipp Oettl	DEU	Team Goeleven	WSBK	1:54.122	1:51.590	<b>1:50.713</b>	<b>1:50.713</b>	1.319 0.081
13	45 Scott Redding	GBR	BMW Motorrad WorldSBK Team	WSBK	1:53.158	1:51.006	<b>1:50.734</b>	<b>1:50.734</b>	1.340 0.021
14	44 Lucas Mahias	FRA	Kawasaki Pucetti Racing	WSBK		1:51.551	<b>1:51.151</b>	<b>1:51.151</b>	1.757 0.417
15	37 Ilia Mykhalchuk	UKR	BMW Motorrad WorldSBK Team	WSBK		1:52.319	<b>1:51.438</b>	<b>1:51.438</b>	2.044 0.287
16	97 Xavi Vierge	ESP	Team HRC	WSBK		1:52.623	<b>1:51.446</b>	<b>1:51.446</b>	2.052 0.008
17	2 Roberto Tamburini	ITA	Yamaha Motoxrcing WorldSBK Team	WSBK	1:54.408	1:52.748	<b>1:51.737</b>	<b>1:51.737</b>	2.343 0.291
18	47 Axel Bassani	ITA	Motocorsa Racing	WSBK	1:57.949	1:52.182	<b>1:51.890</b>	<b>1:51.890</b>	2.496 0.153
19	23 Christophe Ponsson	FRA	Gil Motor Sport-Yamaha	WSBK	1:55.198	<b>1:52.727</b>	1:52.785	<b>1:52.727</b>	3.333 0.837
20	29 Luca Bernardi	SMR	BARNI Spark Racing Team	WSBK		1:54.274	<b>1:52.937</b>	<b>1:52.937</b>	3.543 0.210
21	36 Leandro Mercado	ARG	MIE Racing Honda Team	WSBK	1:56.889	1:54.459	<b>1:53.100</b>	<b>1:53.100</b>	3.706 0.163
22	52 Oliver Konig	CZE	Orelac Racing Verdnatura	WSBK	1:54.293	1:53.497	<b>1:53.326</b>	<b>1:53.326</b>	3.932 0.226
23	35 Hafizh Syahrin	MYS	MIE Racing Honda Team	WSBK	1:58.532	1:54.110	<b>1:53.945</b>	<b>1:53.945</b>	4.551 0.619
24	84 Loris Cresson	BEL	TPR Team Pedercini Racing	WSBK		1:54.738	<b>1:54.688</b>	<b>1:54.688</b>	5.294 0.743
25	16 Gabriele Ruij	ITA	Bmax Racing	WSBK					

Race Director:	Timekeeper:
----------------	-------------





## World SBK DWO Supported Test Motorland Free Practice 4

### Classification

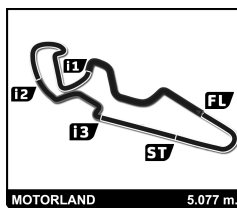
No	Rider	Nat	Team	Bike	Tires	Cl.	Time	Lap	Total	Gap	Kph
1	19 Alvaro Bautista	ESP	Aruba.It Racing - Ducati	Ducati Panigale V4R	WSBK		1:50.097	7	9	-	166.0
2	65 Jonathan Rea	GBR	Kawasaki Racing Team WorldSBK	Kawasaki ZX-10RR	WSBK		1:50.371	3	5	+0.274	165.6
3	31 Garrett Gerloff	USA	GYTR GRT Yamaha WorldSBK Team	Yamaha YZF R1	WSBK		1:50.526	12	12	+0.429	165.4
4	22 Alex Lowes	GBR	Kawasaki Racing Team WorldSBK	Kawasaki ZX-10RR	WSBK		1:50.606	6	7	+0.509	165.2
5	21 Michael Rinaldi	ITA	Aruba.It Racing - Ducati	Ducati Panigale V4R	WSBK		1:50.729	9	11	+0.632	165.1
6	1 Toprak Razgatliouglu	TUR	Pata Yamaha with Brixx WorldSBK	Yamaha YZF R1	WSBK		1:50.952	3	10	+0.855	164.7
7	55 Andrea Locatelli	ITA	Pata Yamaha with Brixx WorldSBK	Yamaha YZF R1	WSBK		1:51.231	3	9	+1.134	164.3
8	5 Philipp Oettl	DEU	Team GoEleven	Ducati Panigale V4R	WSBK		1:51.351	6	10	+1.254	164.1
9	76 Loris Baz	FRA	Bonovo Action BMW	BMW M1000RR	WSBK		1:51.614	5	15	+1.517	163.8
10	44 Lucas Mahias	FRA	Kawasaki Puccetti Racing	Kawasaki ZX-10RR	WSBK		1:51.788	5	7	+1.691	163.5
11	47 Axel Bassani	ITA	Motocorsa Racing	Ducati Panigale V4R	WSBK		1:51.805	6	12	+1.708	163.5
12	45 Scott Redding	GBR	BMW Motorrad WorldSBK Team	BMW M1000RR	WSBK		1:51.882	14	16	+1.785	163.4
13	50 Eugene Laverty	IRL	Bonovo Action BMW	BMW M1000RR	WSBK		1:51.907	13	14	+1.810	163.3
14	3 Kohta Nozane	JPN	GYTR GRT Yamaha WorldSBK Team	Yamaha YZF R1	WSBK		1:52.090	7	7	+1.993	163.1
15	37 Ilia Mykhalchuk	UKR	BMW Motorrad WorldSBK Team	BMW M1000RR	WSBK		1:52.361	5	7	+2.264	162.7
16	2 Roberto Tamburini	ITA	Yamaha Motorex WorldSBK Team	Yamaha YZF R1	WSBK		1:52.724	6	10	+2.627	162.1
17	36 Leandro Mercado	ARG	MIE Racing Honda Team	Honda CBR1000 RR-F	WSBK		1:53.046	5	10	+2.949	161.7
18	35 Hafizh Syahrin	MYS	MIE Racing Honda Team	Honda CBR1000 RR-F	WSBK		1:53.745	10	12	+3.648	160.7
19	52 Oliver Konig	CZE	Orelac Racing Verdnavrat	Kawasaki ZX-10RR	WSBK		1:54.355	6	10	+4.258	159.8
20	84 Loris Cressson	BEL	TPR Team Pedercini Racing	Kawasaki ZX-10RR	WSBK		1:54.524	6	7	+4.427	159.6
21	16 Gabriele Ruiu	ITA	Bmax Racing	BMW M1000RR	WSBK		1:54.994	16	17	+4.897	158.9
22	7 Iker Lecuona	ESP	Team HRC	Honda CBR1000 RR-F	WSBK						
23	23 Christophe Ponsson	FRA	Gil Motor Sport-Yamaha	Yamaha YZF R1	WSBK						
24	29 Luca Bernardi	SMR	BARNI Spark Racing Team	Ducati Panigale V4R	WSBK				1		
25	97 Xavi Vierge	ESP	Team HRC	Honda CBR1000 RR-F	WSBK						

**Fastest Lap:** Lap 7 Alvaro Bautista 1:50.097 166.0 Kph

Published at: .....

Track Status: **DRY**

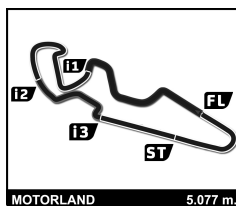
<b>Race Director:</b>	<b>Timekeeper:</b>
-----------------------	--------------------



## World SBK DWO Supported Test Motorland Free Practice 4

### Best Sector Times

Sector 1			Sector 2			Sector 3			Sector 4			Pos	No	Ideal Lap	Best Lap	
Pos	No	Rider	Time	No	Rider	Time	No	Rider	Time	No	Rider					Time
1	65	J.Rea	31.530	19	A.Bautista	30.992	65	J.Rea	21.319	5	P.Oettl	25.948	1	19	1:49.899	1:50.097 (1)
2	22	A.Lowes	31.558	31	G.Gerloff	31.045	31	G.Gerloff	21.354	19	A.Bautista	25.972	2	65	1:50.138	1:50.371 (2)
3	19	A.Bautista	31.572	65	J.Rea	31.074	19	A.Bautista	21.363	65	J.Rea	26.215	3	31	1:50.313	1:50.526 (3)
4	1	T.Razgatiouglu	31.660	22	A.Lowes	31.199	1	T.Razgatiouglu	21.382	22	A.Lowes	26.227	4	22	1:50.432	1:50.606 (4)
5	31	G.Gerloff	31.671	21	M.Rinaldi	31.204	21	M.Rinaldi	21.393	31	G.Gerloff	26.243	5	1	1:50.622	1:50.952 (6)
6	55	A.Locatelli	31.750	1	T.Razgatiouglu	31.309	22	A.Lowes	21.448	21	M.Rinaldi	26.244	6	21	1:50.647	1:50.729 (5)
7	21	M.Rinaldi	31.806	47	A.Bassani	31.344	55	A.Locatelli	21.552	1	T.Razgatiouglu	26.271	7	55	1:51.058	1:51.231 (7)
8	76	L.Baz	31.823	55	A.Locatelli	31.410	76	L.Baz	21.618	55	A.Locatelli	26.346	8	5	1:51.222	1:51.351 (8)
9	44	L.Mahias	31.912	44	L.Mahias	31.443	45	S.Redding	21.653	47	A.Bassani	26.357	9	76	1:51.319	1:51.614 (9)
10	5	P.Oettl	31.971	76	L.Baz	31.458	3	K.Nozone	21.741	45	S.Redding	26.360	10	47	1:51.574	1:51.805 (11)
11	3	K.Nozone	32.035	50	E.Laverty	31.480	44	L.Mahias	21.742	50	E.Laverty	26.414	11	44	1:51.610	1:51.788 (10)
12	47	A.Bassani	32.081	3	K.Nozone	31.544	5	P.Oettl	21.758	76	L.Baz	26.420	12	45	1:51.700	1:51.882 (12)
13	45	S.Redding	32.106	5	P.Oettl	31.545	50	E.Laverty	21.763	37	I.Mykhalchyk	26.473	13	50	1:51.804	1:51.907 (13)
14	50	E.Laverty	32.147	45	S.Redding	31.581	47	A.Bassani	21.792	44	L.Mahias	26.513	14	3	1:51.853	1:52.090 (14)
15	37	I.Mykhalchyk	32.150	37	I.Mykhalchyk	31.646	37	I.Mykhalchyk	21.801	3	K.Nozone	26.533	15	37	1:52.070	1:52.361 (15)
16	2	R.Tamburini	32.263	2	R.Tamburini	31.813	2	R.Tamburini	21.843	2	R.Tamburini	26.678	16	2	1:52.597	1:52.724 (16)
17	36	L.Mercado	32.423	36	L.Mercado	31.831	36	L.Mercado	21.872	36	L.Mercado	26.831	17	36	1:52.957	1:53.046 (17)
18	35	H.Syahrin	32.688	35	H.Syahrin	32.067	52	O.Konig	21.949	52	O.Konig	26.903	18	35	1:53.693	1:53.745 (18)
19	84	L.Cressson	32.798	52	O.Konig	32.118	35	H.Syahrin	22.010	35	H.Syahrin	26.928	19	52	1:53.883	1:54.355 (19)
20	16	G.Ruiu	32.822	84	L.Cressson	32.208	84	L.Cressson	22.293	16	G.Ruiu	27.012	20	84	1:54.328	1:54.524 (20)
21	52	O.Konig	32.913	16	G.Ruiu	32.482	16	G.Ruiu	22.470	84	L.Cressson	27.029	21	16	1:54.786	1:54.994 (21)



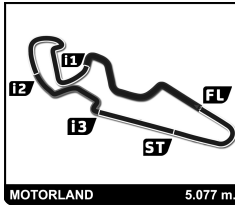
## World SBK

### DWO Supported Test Motorland

### Free Practice 4

### Best Top Speed

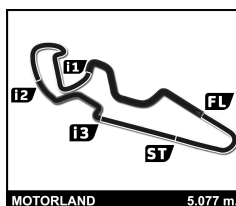
No Rider	Team	Class	Top 1		Top 2		Top 3		Top 4		Top 5		
			Kph	Lap	Kph	Lap	Kph	Lap	Kph	Lap	Kph	Lap	Avg
50 Eugene Laverty	Bonovo Action BMW	WSBK	318.6	9	317.6	14	317.6	12	316.7	13	316.7	7	317,4
5 Philipp Oettl	Team Goeleven	WSBK	316.7	6	314.0	10	314.0	7	312.1	9	312.1	3	313,8
45 Scott Redding	BMW Motorrad WorldSBK Team	WSBK	315.8	16	314.9	14	314.9	13	314.9	12	314.0	15	314,9
55 Andrea Locatelli	Pata Yamaha with Brixx WorldSBK	WSBK	314.0	9	312.1	8	311.2	6	310.3	5	308.6	3	311,2
22 Alex Lowes	Kawasaki Racing Team WorldSBK	WSBK	314.0	4	313.0	6	312.1	5	309.5	2	309.5	3	311,6
47 Axel Bassani	Motocorsa Racing	WSBK	314.0	3	311.2	2	310.3	12	309.5	9	309.5	4	310,9
19 Alvaro Bautista	Aruba.It Racing - Ducati	WSBK	313.0	6	313.0	9	312.1	5	311.2	1	311.2	2	312,1
37 Ilya Mykhalchik	BMW Motorrad WorldSBK Team	WSBK	313.0	4	313.0	5	313.0	6	311.2	2	311.2	3	312,3
1 Toprak Razgatliouglu	Pata Yamaha with Brixx WorldSBK	WSBK	312.1	10	310.3	9	309.5	8	309.5	7	306.8	4	309,6
21 Michael Rinaldi	Aruba.It Racing - Ducati	WSBK	312.1	9	312.1	8	311.2	7	311.2	3	310.3	11	311,4
76 Loris Baz	Bonovo Action BMW	WSBK	312.1	13	312.1	12	312.1	11	311.2	14	310.3	8	311,6
16 Gabriele Ruiu	Bmax Racing	WSBK	311.2	9	310.3	15	310.3	10	309.5	16	309.5	14	310,2
65 Jonathan Rea	Kawasaki Racing Team WorldSBK	WSBK	309.5	1	309.5	2	309.5	3	309.5	4	307.7	5	309,1
31 Garrett Gerloff	GYTR GRT Yamaha WorldSBK Team	WSBK	309.5	11	308.6	12	308.6	10	308.6	7	308.6	6	308,8
3 Kohta Nozane	GYTR GRT Yamaha WorldSBK Team	WSBK	307.7	4	305.9	6	305.1	5	305.1	7	304.2	2	305,6
35 Hafizh Syahrin	MIE Racing Honda Team	WSBK	306.8	10	305.9	9	303.4	12	303.4	8	303.4	5	304,6
36 Leandro Mercado	MIE Racing Honda Team	WSBK	306.8	7	305.9	10	305.9	4	303.4	6	302.5	5	304,9
44 Lucas Mahias	Kawasaki Puccetti Racing	WSBK	305.9	7	303.4	5	302.5	4	302.5	6	300.8	2	303,0
2 Roberto Tamburini	Yamaha Motoxracing WorldSBK Team	WSBK	305.9	7	304.2	10	304.2	8	304.2	6	303.4	9	304,4
52 Oliver Konig	Orelac Racing Verdnatura	WSBK	305.1	7	304.2	6	304.2	5	303.4	4	302.5	3	303,9
84 Loris Cressson	TPR Team Pedercini Racing	WSBK	299.2	1	298.3	3	298.3	5	297.5	2	296.7	4	298,0
7 Iker Lecuona	Team HRC	WSBK											
97 Xavi Vierge	Team HRC	WSBK											
29 Luca Bernardi	BARNI Spark Racing Team	WSBK											
23 Christophe Ponsson	Gil Motor Sport-Yamaha	WSBK											



**World SBK**  
DWO Supported Test Motorland  
Free Practice 4

**Fastest Lap Sequence**

Elapsed	No Rider	Team	Bike	Class	Time	Kph	Lap
4:05.707	<b>45 Scott Redding</b>	BMW Motorrad WorldSBK Team	BMW M1000RR	WSBK	<b>1:53.018</b>	161.7	2
5:58.445	<b>45 Scott Redding</b>	BMW Motorrad WorldSBK Team	BMW M1000RR	WSBK	<b>1:52.738</b>	162.1	3
8:01.248	<b>76 Loris Baz</b>	Bonovo Action BMW	BMW M1000RR	WSBK	<b>1:51.830</b>	163.4	3
9:53.034	<b>76 Loris Baz</b>	Bonovo Action BMW	BMW M1000RR	WSBK	<b>1:51.786</b>	163.5	4
11:44.648	<b>76 Loris Baz</b>	Bonovo Action BMW	BMW M1000RR	WSBK	<b>1:51.614</b>	163.8	5
19:38.802	<b>1 Toprak Razgatiouglu</b>	Pata Yamaha with Brixx WorldSBK	Yamaha YZF R1	WSBK	<b>1:50.952</b>	164.7	3
34:08.889	<b>19 Alvaro Bautista</b>	Aruba.It Racing - Ducati	Ducati Panigale V4R	WSBK	<b>1:50.712</b>	165.1	3
35:59.261	<b>19 Alvaro Bautista</b>	Aruba.It Racing - Ducati	Ducati Panigale V4R	WSBK	<b>1:50.372</b>	165.6	4
37:49.409	<b>19 Alvaro Bautista</b>	Aruba.It Racing - Ducati	Ducati Panigale V4R	WSBK	<b>1:50.148</b>	165.9	5
41:30.502	<b>19 Alvaro Bautista</b>	Aruba.It Racing - Ducati	Ducati Panigale V4R	WSBK	<b>1:50.097</b>	166.0	7



## World SBK

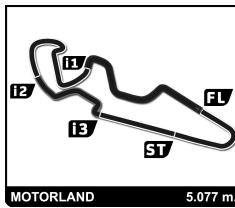
### DWO Supported Test Motorland

### Free Practice 4

## Sector Analysis

— Invalidated Lap    ■ Personal Best    ■ Session Best    B Crossing the pit lane

Lap	Time	Sector 1	Sector 2	Sector 3	Sector 4	Elapsed	Lap	Time	Sector 1	Sector 2	Sector 3	Sector 4	Elapsed	
<b>1</b>	<b>Toprak Razgatlioglu</b> TUR							6	6:49.258	5:23.950	34.283	23.305	27.720	18:02.634
	Pata Yamaha with Brixx WorldSBK							7	1:58.935	34.257	33.846	23.088	27.744	20:01.569
	Yamaha YZF R1							8	1:57.843	33.876	33.378	22.946	27.643	21:59.412
1	15:55.793	...	32.817	22.312	26.781	15:55.793	9	1:56.990	33.728	33.136	22.723	27.403	23:56.402	
2	1:52.057	32.383	31.562	21.675	26.437	17:47.850	10	1:56.281	33.334	32.934	22.721	27.292	25:52.683	
3	<b>1:50.952</b>	<b>31.660</b>	31.462	21.407	26.423	19:38.802	11	2:07.437 B	34.882	33.978	23.323	35.254	28:00.120	
4	1:50.964	31.823	<b>31.309</b>	21.392	26.440	21:29.766	12	8:05.763	6:37.800	35.700	24.199	28.064	36:05.883	
5	2:00.177 B	33.839	33.217	22.329	30.792	23:29.943	13	1:57.413	33.997	33.221	22.865	27.330	38:03.296	
6	15:02.373	...	32.679	22.192	26.620	38:32.316	14	1:55.696	33.286	32.710	22.475	27.225	39:58.992	
7	1:51.178	32.002	31.438	<b>21.382</b>	26.356	40:23.494	15	1:55.177	33.113	32.515	22.537	<b>27.012</b>	41:54.169	
8	1:53.047	31.979	32.893	21.632	26.543	42:16.541	16	<b>1:54.994</b>	33.004	<b>32.482</b>	<b>22.470</b>	27.038	43:49.163	
9	1:51.278	31.802	31.488	21.717	<b>26.271</b>	44:07.819	17	2:08.070 B	<b>32.822</b>	34.255	23.507	37.486	45:57.233	
10	1:51.290	31.795	31.471	21.595	26.429	45:59.109								
<b>2</b>	<b>Roberto Tamburini</b> ITA						<b>19</b>	<b>Alvaro Bautista</b> ESP						
	Yamaha Motox Racing WorldSBK Team							Aruba.It Racing - Ducati						Ducati Panigale V4R
	Yamaha YZF R1							Ducati Panigale V4R						
1	24:36.541	...	33.644	23.384	27.201	24:36.541	1	30:27.120	...	32.314	22.139	26.403	30:27.120	
2	1:56.820	33.207	34.012	22.276	27.325	26:33.361	2	1:51.057	32.180	31.311	21.480	26.086	32:18.177	
3	1:54.042	32.790	32.144	22.119	26.989	28:27.403	3	1:50.712	31.751	31.366	21.417	26.178	34:08.889	
4	2:00.920 B	34.923	32.375	22.369	31.253	30:28.323	4	1:50.372	31.681	31.229	21.432	26.030	35:59.261	
5	4:33.833	3:12.105	32.892	22.014	26.822	35:02.156	5	1:50.148	31.630	31.183	<b>21.363</b>	<b>25.972</b>	37:49.409	
6	<b>1:52.724</b>	32.390	<b>31.813</b>	<b>21.843</b>	<b>26.678</b>	36:54.880	6	1:50.996	31.584	<b>30.992</b>	21.397	27.023	39:40.405	
7	1:56.679	<b>32.263</b>	33.200	24.449	26.767	38:51.559	7	<b>1:50.097</b>	<b>31.572</b>	31.024	21.392	26.109	41:30.502	
8	1:53.376	32.598	31.965	21.996	26.817	40:44.935	8	1:50.663	31.790	31.146	21.628	26.099	43:21.165	
9	1:53.406	32.663	31.989	21.964	26.790	42:38.341	9	1:50.325	31.628	31.215	21.456	26.026	45:11.490	
10	2:07.946 B	38.886	32.498	22.431	34.131	44:46.287								
<b>3</b>	<b>Kohta Nozane</b> JPN						<b>21</b>	<b>Michael Rinaldi</b> ITA						
	GYTR GRT Yamaha WorldSBK Team							Aruba.It Racing - Ducati						Ducati Panigale V4R
	Yamaha YZF R1							Ducati Panigale V4R						
1	22:05.570	...	32.615	22.176	27.055	22:05.570	1	26:25.790	...	32.165	22.011	26.691	26:25.790	
2	2:04.230 B	34.695	32.926	22.960	33.649	24:09.800	2	1:52.218	32.326	31.330	22.047	26.515	28:18.008	
3	13:43.156	...	33.763	22.204	26.765	37:52.956	3	1:51.746	32.507	31.263	21.608	26.368	30:09.754	
4	1:52.704	32.574	31.664	21.753	26.713	39:45.660	4	1:51.023	31.916	31.275	21.511	26.321	32:00.777	
5	1:52.273	32.215	31.575	21.770	26.713	41:37.933	5	1:51.789	32.094	31.550	21.554	26.591	33:52.566	
6	1:52.151	32.160	31.717	<b>21.741</b>	<b>26.533</b>	43:30.084	6	1:51.091	31.904	31.341	21.459	26.387	35:43.657	
7	<b>1:52.090</b>	<b>32.035</b>	<b>31.544</b>	21.762	26.749	45:22.174	7	1:50.939	31.873	31.297	21.525	<b>26.244</b>	37:34.596	
							8	1:50.880	31.950	<b>31.204</b>	21.452	26.274	39:25.476	
							9	<b>1:50.729</b>	<b>31.806</b>	31.253	<b>21.393</b>	26.277	41:16.205	
							10	1:53.334	33.100	31.854	21.956	26.424	43:09.539	
							11	1:52.026	32.058	31.535	21.992	26.441	45:01.565	
<b>5</b>	<b>Philipp Oettl</b> DEU						<b>22</b>	<b>Alex Lowes</b> GBR						
	Team Goeleven							Kawasaki Racing Team WorldSBK						Kawasaki ZX-10RR
	Ducati Panigale V4R							Kawasaki ZX-10RR						
1	18:44.410	...	35.382	22.647	27.031	18:44.410	1	34:58.157	...	32.311	22.318	26.703	34:58.157	
2	1:54.605	33.293	32.468	22.169	26.675	20:39.015	2	1:51.570	32.098	31.409	21.655	26.408	36:49.727	
3	1:53.433	32.539	31.995	22.268	26.631	22:32.448	3	1:51.227	31.860	31.343	21.600	26.424	38:40.954	
4	2:34.086 B	32.460	1:03.152	24.914	33.560	25:06.534	4	1:50.732	<b>31.558</b>	<b>31.199</b>	21.619	26.356	40:31.686	
5	11:09.172	9:48.776	32.234	21.968	26.194	36:15.706	5	1:50.979	31.772	31.211	21.629	26.367	42:22.665	
6	<b>1:51.351</b>	32.084	<b>31.545</b>	21.774	<b>25.948</b>	38:07.057	6	<b>1:50.606</b>	31.631	31.300	<b>21.448</b>	<b>26.227</b>	44:13.271	
7	1:52.008	<b>31.971</b>	31.578	21.977	26.482	39:59.065	7	2:03.590	41.501	32.636	22.598	26.855	46:16.861	
8	1:52.305	32.185	31.885	21.926	26.309	41:51.370								
9	1:52.348	32.132	31.866	21.954	26.396	43:43.718								
10	1:51.982	32.213	31.748	<b>21.758</b>	26.263	45:35.700								
<b>16</b>	<b>Gabriele Rui</b> ITA						<b>29</b>	<b>Luca Bernardi</b> SMR						
	Bmax Racing							BARNI Spark Racing Team						Ducati Panigale V4R
	BMW M1000RR							Ducati Panigale V4R						
1	2:54.529	1:21.126	38.065	25.785	29.553	2:54.529	1	39:49.852 B	...	<b>34.067</b>	...	...	39:49.852	
2	2:06.119	37.093	35.563	24.577	28.886	5:00.648								
3	2:02.872	35.812	34.818	23.750	28.492	7:03.520								
4	2:00.624	35.060	34.132	23.550	27.882	9:04.144								
5	2:09.232 B	34.992	34.877	23.695	35.668	11:13.376								
<b>31</b>	<b>Garrett Gerloff</b> USA						<b>31</b>	<b>Garrett Gerloff</b> USA						
	GYTR GRT Yamaha WorldSBK Team							GYTR GRT Yamaha WorldSBK Team						Yamaha YZF R1
	Yamaha YZF R1							Yamaha YZF R1						
1	11:07.352 B	9:39.881	32.609	23.010	31.852	11:07.352	1	11:07.352 B	9:39.881	32.609	23.010	31.852	11:07.352	
2	9:49.796	8:29.314	31.903	21.843	26.736	20:57.148	2	9:49.796	8:29.314	31.903	21.843	26.736	20:57.148	



## World SBK

### DWO Supported Test Motorland

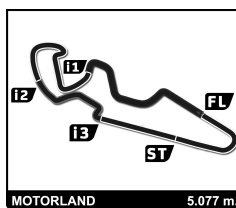
### Free Practice 4

## Sector Analysis

— Invalidated Lap    ■ Personal Best    ■ Session Best    B Crossing the pit lane

Lap	Time	Sector 1	Sector 2	Sector 3	Sector 4	Elapsed	Lap	Time	Sector 1	Sector 2	Sector 3	Sector 4	Elapsed
3	1:51.451	32.044	31.371	21.541	26.495	22:48.599	7	1:52.106	32.160	31.587	21.846	26.513	46:04.007
4	1:51.688	32.035	31.331	21.651	26.671	24:40.287	<b>45</b> <b>Scott Redding</b> GBR						
5	1:51.170	31.753	31.444	21.479	26.494	26:31.457	BMW Motorrad WorldSBK Team BMW M1000RR						
6	1:51.031	31.783	31.281	21.469	26.498	28:22.488	1	2:12.689	49.144	33.670	22.844	27.031	2:12.689
7	1:51.238	31.843	31.434	21.533	26.428	30:13.726	2	1:53.018	32.716	31.878	21.792	26.632	4:05.707
8	1:59.736 B	33.367	32.104	21.959	32.306	32:13.462	3	1:52.738	32.477	31.742	21.860	26.659	5:58.445
9	8:03.567	6:42.364	32.480	22.122	26.601	40:17.029	4	1:53.570	32.332	31.691	22.661	26.886	7:52.015
10	1:50.697	31.782	31.045	21.627	26.243	42:07.726	5	1:52.459	32.349	31.611	21.772	26.727	9:44.474
11	1:50.590	31.671	31.070	21.567	26.282	43:58.316	6	1:52.307	32.235	31.663	21.776	26.633	11:36.781
12	1:50.526	31.720	31.153	21.354	26.299	45:48.842	7	1:55.417 B	32.222	31.595	21.798	29.802	13:32.198
<b>35</b> <b>Hafizh Syahrin</b> MYS							MIE Racing Honda Team Honda CBR1000 RR-R						
1	14:39.003	...	36.778	25.310	28.238	14:39.003	8	11:52.646	...	33.149	22.481	26.852	25:24.844
2	1:58.114	34.343	33.425	22.933	27.413	16:37.117	9	1:53.022	32.592	31.838	21.864	26.728	27:17.866
3	1:56.440	33.741	32.923	22.481	27.295	18:33.557	10	1:52.197	32.296	31.649	21.721	26.531	29:10.063
4	1:55.725	33.427	32.684	22.325	27.289	20:29.282	11	1:52.155	32.263	31.581	21.695	26.616	31:02.218
5	1:55.009	33.144	32.522	22.240	27.103	22:24.291	12	2:04.851 B	38.794	32.848	21.697	31.512	33:07.069
6	2:15.539 B	38.726	36.500	24.734	35.579	24:39.830	13	7:21.848	6:00.781	32.754	21.835	26.478	40:28.917
7	11:31.894	...	35.337	23.526	27.544	36:11.724	14	1:51.882	32.106	31.626	21.790	26.360	42:20.799
8	1:56.053	34.143	32.563	22.409	26.938	38:07.777	15	1:52.191	32.241	31.800	21.653	26.497	44:12.990
9	1:53.822	32.789	32.085	22.010	26.938	40:01.599	16	1:52.385	32.196	31.782	21.892	26.515	46:05.375
10	1:53.745	32.688	32.067	22.062	26.928	41:55.344	<b>47</b> <b>Axel Bassani</b> ITA						
11	2:04.007	36.549	35.448	23.620	28.390	43:59.351	Motocorsa Racing Ducati Panigale V4R						
12	2:01.457	33.627	32.595	25.804	29.431	46:00.808	1	5:10.059	3:48.026	32.785	22.713	26.535	5:10.059
<b>36</b> <b>Leandro Mercado</b> ARG							MIE Racing Honda Team Honda CBR1000 RR-R						
1	12:11.216	...	38.175	25.746	28.302	12:11.216	2	1:53.208	32.565	31.722	21.950	26.971	7:03.267
2	1:57.042	34.128	33.519	22.297	27.098	14:08.258	3	1:52.429	32.421	31.526	21.792	26.690	8:55.696
3	1:53.300	32.684	31.894	21.891	26.831	16:01.558	4	1:51.933	32.081	31.446	21.881	26.525	10:47.629
4	1:53.165	32.423	31.831	22.004	26.907	17:54.723	5	1:55.410	32.225	31.344	25.424	26.417	12:43.039
5	1:53.046	32.427	31.842	21.872	26.905	19:47.769	6	1:51.805	32.192	31.424	21.832	26.357	14:34.844
6	1:57.486	32.473	35.731	22.217	27.065	21:45.255	7	2:04.130 B	35.321	32.969	23.057	32.783	16:38.974
7	1:53.801	32.685	31.992	22.055	27.069	23:39.056	8	5:14.819 B	3:41.942	32.726	27.691	32.460	21:53.793
8	2:06.344 B	34.972	33.080	24.004	34.288	25:45.400	9	16:56.501	...	32.819	22.613	26.539	38:50.294
9	13:17.431 B	...	41.554	25.384	42.321	39:02.831	10	1:52.452	32.367	31.418	22.088	26.579	40:42.746
10	5:37.711	4:14.952	33.191	22.504	27.064	44:40.542	11	1:52.396	32.192	31.634	21.955	26.615	42:35.142
<b>37</b> <b>Iliia Mykhalchik</b> UKR							BMW Motorrad WorldSBK Team BMW M1000RR						
1	27:54.576	...	33.829	23.317	27.059	27:54.576	12	2:12.683 B	41.704	35.282	23.035	32.662	44:47.825
2	2:00.272 B	32.616	32.167	22.536	32.953	29:54.848	<b>50</b> <b>Eugene Laverty</b> IRL						
3	7:07.352	5:44.887	33.125	22.534	26.806	37:02.200	Bonovo Action BMW BMW M1000RR						
4	1:52.605	32.465	31.646	21.888	26.606	38:54.805	1	12:12.533	...	33.087	22.625	26.915	12:12.533
5	1:52.361	32.293	31.721	21.801	26.546	40:47.166	2	1:54.173	33.069	32.366	22.001	26.737	14:06.706
6	1:52.495	32.150	31.954	21.918	26.473	42:39.661	3	1:52.812	32.620	31.556	21.838	26.798	15:59.518
7	2:05.781 B	36.449	32.733	22.745	33.854	44:45.442	4	1:52.479	32.410	31.544	21.904	26.621	17:51.997
<b>44</b> <b>Lucas Mahias</b> FRA							Kawasaki Puccetti Racing Kawasaki ZX-10RR						
1	28:11.198	...	32.262	27.240	27.100	28:11.198	5	2:00.079 B	32.527	31.716	22.549	33.287	19:52.076
2	1:52.516	32.274	31.509	21.844	26.889	30:03.714	6	6:44.363	5:22.960	32.399	22.186	26.818	26:36.439
3	2:13.965 B	32.085	45.170	23.934	32.776	32:17.679	7	1:52.270	32.440	31.575	21.784	26.471	28:28.709
4	8:10.378	6:49.931	31.934	21.777	26.736	40:28.057	8	1:52.208	32.301	31.650	21.829	26.428	30:20.917
5	1:51.788	31.912	31.443	21.752	26.681	42:19.845	9	1:52.493	32.322	31.695	21.842	26.634	32:13.410
6	1:52.056	32.193	31.477	21.742	26.644	44:11.901	10	2:03.709 B	33.113	32.740	22.494	35.362	34:17.119
<b>52</b> <b>Oliver Konig</b> CZE							Orelac Racing Verdnatara Kawasaki ZX-10RR						
1	3:07.251	1:41.907	34.297	23.356	27.691	3:07.251	11	6:00.396	4:38.432	32.486	22.077	27.401	40:17.515
2	1:56.731	33.988	32.928	22.749	27.066	5:03.982	12	1:52.071	32.195	31.506	21.956	26.414	42:09.586
							13	1:51.907	32.147	31.480	21.763	26.517	44:01.493
							14	1:52.664	32.215	32.018	21.981	26.450	45:54.157





## World SBK

### DWO Supported Test Motorland

### Free Practice 4

## Sector Analysis

— Invalidated Lap    ■ Personal Best    ■ Session Best    B Crossing the pit lane

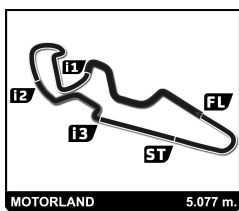
Lap	Time	Sector 1	Sector 2	Sector 3	Sector 4	Elapsed	Lap	Time	Sector 1	Sector 2	Sector 3	Sector 4	Elapsed
3	1:56.708	33.644	33.467	22.506	27.091	7:00.690							
4	1:54.927	33.183	32.321	22.458	26.965	8:55.617							
5	1:54.403	32.950	32.193	22.303	26.957	10:50.020							
6	<b>1:54.355</b>	<b>32.913</b>	32.263	22.276	<b>26.903</b>	12:44.375							
7	2:00.960B	32.925	<b>32.118</b>	22.201	33.716	14:45.335							
8	25:33.128	...	35.139	22.660	30.945	40:18.463							
9	1:55.075	33.406	32.452	22.292	26.925	42:13.538							
10	1:54.752	32.914	32.401	22.409	27.028	44:08.290							

<b>55</b>	<b>Andrea Locatelli</b>	ITA				
	Pata Yamaha with Brixx WorldSBK	Yamaha YZF R1				
1	27:26.633	...	32.633	22.117	28.174	27:26.633
2	1:51.870	32.184	31.412	21.724	26.550	29:18.503
3	<b>1:51.231</b>	31.827	<b>31.410</b>	<b>21.552</b>	26.442	31:09.734
4	1:56.866B	31.819	31.473	21.795	31.779	33:06.600
5	5:25.942	4:04.924	32.387	22.159	26.472	38:32.542
6	1:51.753	32.087	31.531	21.789	<b>26.346</b>	40:24.295
7	1:51.340	<b>31.750</b>	31.510	21.595	26.485	42:15.635
8	1:52.892	31.995	31.517	23.019	26.361	44:08.527
9	1:51.538	31.949	31.449	21.732	26.408	46:00.065

<b>65</b>	<b>Jonathan Rea</b>	GBR				
	Kawasaki Racing Team WorldSBK	Kawasaki ZX-10RR				
1	38:20.924	...	31.687	21.552	26.436	38:20.924
2	1:50.640	31.733	<b>31.074</b>	21.542	26.291	40:11.564
3	<b>1:50.371</b>	31.625	31.212	<b>21.319</b>	<b>26.215</b>	42:01.935
4	1:50.441	31.598	31.198	21.414	26.231	43:52.376
5	1:50.545	<b>31.530</b>	31.203	21.402	26.410	45:42.921

<b>76</b>	<b>Loris Baz</b>	FRA				
	Bonovo Action BMW	BMW M1000RR				
1	4:16.680	2:55.187	32.314	22.286	26.893	4:16.680
2	1:52.738	32.647	31.801	21.684	26.606	6:09.418
3	1:51.830	31.856	31.572	21.811	26.591	8:01.248
4	1:51.786	31.978	31.476	21.765	26.567	9:53.034
5	<b>1:51.614</b>	32.031	<b>31.458</b>	<b>21.618</b>	26.507	11:44.648
6	2:02.240B	33.440	33.521	22.483	32.796	13:46.888
7	15:51.839	...	32.480	22.458	26.635	29:38.727
8	1:52.029	32.201	31.700	21.647	26.481	31:30.756
9	1:51.778	31.970	31.569	21.707	26.532	33:22.534
10	1:52.122	32.031	31.614	21.772	26.705	35:14.656
11	1:51.889	32.068	31.628	21.773	<b>26.420</b>	37:06.545
12	1:51.763	32.066	31.572	21.636	26.489	38:58.308
13	1:52.074	32.014	31.700	21.691	26.669	40:50.382
14	1:51.863	<b>31.823</b>	31.730	21.747	26.563	42:42.245
15	2:05.052B	33.586	32.862	22.294	36.310	44:47.297

<b>84</b>	<b>Loris Cresson</b>	BEL				
	TPR Team Pedercini Racing	Kawasaki ZX-10RR				
1	31:33.790	...	33.639	22.385	27.174	31:33.790
2	1:55.043	32.843	32.653	22.459	27.088	33:28.833
3	1:54.901	32.910	32.524	22.382	27.085	35:23.734
4	2:02.288	32.908	33.667	28.379	27.334	37:26.022
5	1:54.566	33.036	<b>32.208</b>	<b>22.293</b>	<b>27.029</b>	39:20.588
6	<b>1:54.524</b>	<b>32.798</b>	32.309	22.312	27.105	41:15.112
7	2:14.259B	41.537	33.994	24.915	33.813	43:29.371



## World SBK DWO Supported Test Motorland Free Practice 5

### Classification

No	Rider	Nat	Team	Bike	Tires	Cl.	Time	Lap	Total	Gap	Kph
1	65 Jonathan Rea	GBR	Kawasaki Racing Team WorldSBK	Kawasaki ZX-10RR	WSBK		<b>1:48.943</b>	18	19	-	167.8
2	1 Toprak Razgatliouglu	TUR	Pata Yamaha with Brixx WorldSBK	Yamaha YZF R1	WSBK		<b>1:49.268</b>	8	17	+0.325	167.3
3	76 Loris Baz	FRA	Bonovo Action BMW	BMW M1000RR	WSBK		<b>1:49.383</b>	12	19	+0.440	167.1
4	31 Garrett Gerloff	USA	GYTR GRT Yamaha WorldSBK Team	Yamaha YZF R1	WSBK		<b>1:49.632</b>	14	18	+0.689	166.7
5	19 Alvaro Bautista	ESP	Aruba.It Racing - Ducati	Ducati Panigale V4R	WSBK		<b>1:49.644</b>	21	21	+0.701	166.7
6	21 Michael Rinaldi	ITA	Aruba.It Racing - Ducati	Ducati Panigale V4R	WSBK		<b>1:49.863</b>	12	14	+0.920	166.4
7	55 Andrea Locatelli	ITA	Pata Yamaha with Brixx WorldSBK	Yamaha YZF R1	WSBK		<b>1:50.123</b>	2	16	+1.180	166.0
8	22 Alex Lowes	GBR	Kawasaki Racing Team WorldSBK	Kawasaki ZX-10RR	WSBK		<b>1:50.226</b>	18	19	+1.283	165.8
9	7 Iker Lecuona	ESP	Team HRC	Honda CBR1000 RR-F	WSBK		<b>1:50.253</b>	11	14	+1.310	165.8
10	97 Xavi Vierge	ESP	Team HRC	Honda CBR1000 RR-F	WSBK		<b>1:50.325</b>	13	15	+1.382	165.7
11	50 Eugene Laverty	IRL	Bonovo Action BMW	BMW M1000RR	WSBK		<b>1:50.446</b>	13	15	+1.503	165.5
12	5 Philipp Oettl	DEU	Team Goeleven	Ducati Panigale V4R	WSBK		<b>1:50.739</b>	3	16	+1.796	165.0
13	45 Scott Redding	GBR	BMW Motorrad WorldSBK Team	BMW M1000RR	WSBK		<b>1:50.872</b>	4	12	+1.929	164.8
14	37 Ilia Mykhalchuk	UKR	BMW Motorrad WorldSBK Team	BMW M1000RR	WSBK		<b>1:51.032</b>	12	14	+2.089	164.6
15	3 Kohta Nozane	JPN	GYTR GRT Yamaha WorldSBK Team	Yamaha YZF R1	WSBK		<b>1:51.045</b>	7	20	+2.102	164.6
16	47 Axel Bassani	ITA	Motocorsa Racing	Ducati Panigale V4R	WSBK		<b>1:51.064</b>	15	17	+2.121	164.6
17	2 Roberto Tamburini	ITA	Yamaha Motocrossing WorldSBK Team	Yamaha YZF R1	WSBK		<b>1:51.071</b>	7	17	+2.128	164.6
18	44 Lucas Mahias	FRA	Kawasaki Puccetti Racing	Kawasaki ZX-10RR	WSBK		<b>1:51.162</b>	2	5	+2.219	164.4
19	29 Luca Bernardi	SMR	BARNI Spark Racing Team	Ducati Panigale V4R	WSBK		<b>1:51.738</b>	5	16	+2.795	163.6
20	23 Christophe Ponsson	FRA	Gil Motor Sport-Yamaha	Yamaha YZF R1	WSBK		<b>1:52.800</b>	16	17	+3.857	162.0
21	35 Hafizh Syahrin	MYS	MIE Racing Honda Team	Honda CBR1000 RR-F	WSBK		<b>1:52.957</b>	13	13	+4.014	161.8
22	16 Gabriele Ruiu	ITA	Bmax Racing	BMW M1000RR	WSBK		<b>1:53.543</b>	14	14	+4.600	161.0
23	52 Oliver Konig	CZE	Orelac Racing Verdatura	Kawasaki ZX-10RR	WSBK		<b>1:53.618</b>	6	17	+4.675	160.9
24	84 Loris Cressson	BEL	TPR Team Pedercini Racing	Kawasaki ZX-10RR	WSBK		<b>1:53.871</b>	2	13	+4.928	160.5
25	36 Leandro Mercado	ARG	MIE Racing Honda Team	Honda CBR1000 RR-F	WSBK						

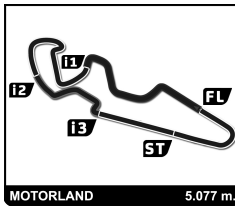
**Fastest Lap:** Lap 18 Jonathan Rea 1:48.943 167.8 Kph

Published at: .....

Track Status: **DRY**

<b>Race Director:</b>	<b>Timekeeper:</b>
-----------------------	--------------------

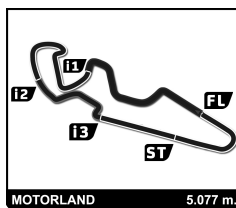




## World SBK DWO Supported Test Motorland Free Practice 5

### Best Sector Times

Sector 1			Sector 2			Sector 3			Sector 4			Pos	No	Ideal Lap	Best Lap	
Pos	No	Rider	Time	No	Rider	Time	No	Rider	Time	No	Rider					Time
1	65	J.Rea	31.244	65	J.Rea	30.612	65	J.Rea	21.053	19	A.Bautista	25.868	1	65	1:48.882	1:48.943 (1)
2	76	L.Baz	31.249	76	L.Baz	30.712	31	G.Gerloff	21.094	1	T.Razgatiouglu	25.900	2	76	1:49.136	1:49.383 (3)
3	1	T.Razgatiouglu	31.285	31	G.Gerloff	30.784	1	T.Razgatiouglu	21.118	65	J.Rea	25.973	3	1	1:49.150	1:49.268 (2)
4	31	G.Gerloff	31.389	1	T.Razgatiouglu	30.847	76	L.Baz	21.189	76	L.Baz	25.986	4	31	1:49.468	1:49.632 (4)
5	22	A.Lowes	31.399	19	A.Bautista	30.938	7	I.Lecuona	21.222	97	X.Vierge	26.025	5	19	1:49.478	1:49.644 (5)
6	19	A.Bautista	31.406	21	M.Rinaldi	30.957	55	A.Locatelli	21.259	5	P.Oettl	26.048	6	21	1:49.776	1:49.863 (6)
7	7	I.Lecuona	31.438	55	A.Locatelli	31.074	22	A.Lowes	21.265	21	M.Rinaldi	26.089	7	55	1:49.891	1:50.123 (7)
8	55	A.Locatelli	31.445	22	A.Lowes	31.088	19	A.Bautista	21.266	55	A.Locatelli	26.113	8	22	1:49.955	1:50.226 (8)
9	21	M.Rinaldi	31.456	50	E.Laverty	31.100	21	M.Rinaldi	21.274	7	I.Lecuona	26.170	9	7	1:49.983	1:50.253 (9)
10	97	X.Vierge	31.618	7	I.Lecuona	31.153	97	X.Vierge	21.376	2	R.Tamburini	26.177	10	97	1:50.295	1:50.325 (10)
11	3	K.Nozone	31.648	47	A.Bassani	31.157	45	S.Redding	21.428	31	G.Gerloff	26.201	11	50	1:50.446	1:50.446 (11)
12	50	E.Laverty	31.701	44	L.Mahias	31.225	50	E.Laverty	21.442	22	A.Lowes	26.203	12	5	1:50.655	1:50.739 (12)
13	5	P.Oettl	31.721	45	S.Redding	31.263	3	K.Nozone	21.478	50	E.Laverty	26.203	13	45	1:50.786	1:50.872 (13)
14	45	S.Redding	31.755	97	X.Vierge	31.276	37	I.Mykhalchyk	21.540	47	A.Bassani	26.221	14	2	1:50.915	1:51.071 (17)
15	2	R.Tamburini	31.818	5	P.Oettl	31.323	5	P.Oettl	21.563	37	I.Mykhalchyk	26.251	15	47	1:50.973	1:51.064 (16)
16	44	L.Mahias	31.862	29	L.Bernardi	31.339	2	R.Tamburini	21.570	45	S.Redding	26.340	16	3	1:50.990	1:51.045 (15)
17	37	I.Mykhalchyk	31.876	2	R.Tamburini	31.350	44	L.Mahias	21.573	44	L.Mahias	26.399	17	37	1:51.027	1:51.032 (14)
18	47	A.Bassani	31.971	37	I.Mykhalchyk	31.360	47	A.Bassani	21.624	29	L.Bernardi	26.439	18	44	1:51.059	1:51.162 (18)
19	23	C.Ponsson	32.167	3	K.Nozone	31.366	29	L.Bernardi	21.651	3	K.Nozone	26.498	19	29	1:51.622	1:51.738 (19)
20	29	L.Bernardi	32.193	35	H.Syahrin	31.625	35	H.Syahrin	21.796	35	H.Syahrin	26.734	20	35	1:52.547	1:52.957 (21)
21	35	H.Syahrin	32.392	23	C.Ponsson	31.786	52	O.Konig	21.878	16	G.Ruiu	26.789	21	23	1:52.694	1:52.800 (20)
22	16	G.Ruiu	32.485	52	O.Konig	31.936	23	C.Ponsson	21.914	23	C.Ponsson	26.827	22	16	1:53.253	1:53.543 (22)
23	84	L.Cressson	32.499	16	G.Ruiu	32.013	84	L.Cressson	21.929	52	O.Konig	26.841	23	52	1:53.314	1:53.618 (23)
24	52	O.Konig	32.659	84	L.Cressson	32.049	16	G.Ruiu	21.966	84	L.Cressson	26.868	24	84	1:53.345	1:53.871 (24)



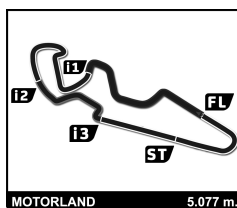
## World SBK

### DWO Supported Test Motorland

### Free Practice 5

### Best Top Speed

No Rider	Team	Class	Top 1		Top 2		Top 3		Top 4		Top 5		Avg
			Kph	Lap	Kph	Lap	Kph	Lap	Kph	Lap	Kph	Lap	
97 Xavi Vierge	Team HRC	WSBK	319.5	13	317.6	3	315.8	8	315.8	2	314.9	10	316,7
7 Iker Lecuona	Team HRC	WSBK	318.6	10	314.9	3	314.9	2	313.0	11	313.0	8	314,9
50 Eugene Laverty	Bonovo Action BMW	WSBK	318.6	10	317.6	13	316.7	9	316.7	4	316.7	1	317,3
1 Toprak Razgatliouglu	Pata Yamaha with Brixx WorldSBK	WSBK	315.8	8	313.0	7	313.0	3	311.2	5	310.3	17	312,7
5 Philipp Oettl	Team Goevenen	WSBK	315.8	8	315.8	7	314.0	6	313.0	14	313.0	13	314,3
76 Loris Baz	Bonovo Action BMW	WSBK	315.8	2	314.0	3	313.0	1	312.1	13	311.2	12	313,2
65 Jonathan Rea	Kawasaki Racing Team WorldSBK	WSBK	314.9	13	310.3	7	310.3	5	310.3	4	309.5	11	311,1
45 Scott Redding	BMW Motorrad WorldSBK Team	WSBK	314.9	2	311.2	3	311.2	1	310.3	8	310.3	5	311,6
19 Alvaro Bautista	Aruba.It Racing - Ducati	WSBK	314.0	10	312.1	8	312.1	3	312.1	2	311.2	5	312,3
37 Ilia Mykhalchuk	BMW Motorrad WorldSBK Team	WSBK	314.0	1	312.1	12	311.2	9	310.3	7	309.5	14	311,4
29 Luca Bernardi	BARNI Spark Racing Team	WSBK	314.0	2	314.0	1	313.0	8	313.0	5	312.1	14	313,2
22 Alex Lowes	Kawasaki Racing Team WorldSBK	WSBK	312.1	11	311.2	18	310.3	14	309.5	3	309.5	1	310,5
55 Andrea Locatelli	Pata Yamaha with Brixx WorldSBK	WSBK	311.2	11	311.2	3	310.3	8	310.3	2	308.6	13	310,3
21 Michael Rinaldi	Aruba.It Racing - Ducati	WSBK	311.2	9	311.2	7	310.3	2	309.5	12	309.5	8	310,3
47 Axel Bassani	Motocorsa Racing	WSBK	311.2	11	311.2	10	310.3	9	310.3	8	310.3	7	310,7
16 Gabriele Ruiu	Bmax Racing	WSBK	310.3	3	309.5	2	308.6	14	308.6	5	308.6	4	309,1
31 Garrett Gerloff	GYTR GRT Yamaha WorldSBK Team	WSBK	308.6	11	308.6	2	307.7	13	307.7	3	306.8	17	307,9
3 Kohta Nozane	GYTR GRT Yamaha WorldSBK Team	WSBK	306.8	14	305.9	13	305.9	12	305.1	3	305.1	7	305,8
2 Roberto Tamburini	Yamaha Motoxracing WorldSBK Team	WSBK	306.8	8	305.9	7	304.2	6	303.4	10	303.4	3	304,7
35 Hafizh Syahrin	MIE Racing Honda Team	WSBK	303.4	2	303.4	1	302.5	10	301.7	5	300.8	9	302,4
44 Lucas Mahias	Kawasaki Puccetti Racing	WSBK	302.5	2	301.7	1	300.0	3	298.3	4	288.0	5	298,1
23 Christophe Ponsson	Gil Motor Sport-Yamaha	WSBK	301.7	8	300.8	15	300.0	11	300.0	3	299.2	9	300,3
84 Loris Cressson	TPR Team Pedercini Racing	WSBK	301.7	4	299.2	7	299.2	1	297.5	2	296.7	8	298,9
52 Oliver Konig	Orelac Racing Verdatura	WSBK	300.8	3	300.8	2	299.2	11	299.2	9	299.2	5	299,8
36 Leandro Mercado	MIE Racing Honda Team	WSBK											

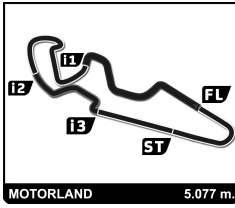


**World SBK**  
DWO Supported Test Motorland  
Free Practice 5

**Fastest Lap Sequence**

Elapsed	No Rider	Team	Bike	Class	Time	Kph	Lap
3:42.081	<b>65 Jonathan Rea</b>	Kawasaki Racing Team WorldSBK	Kawasaki ZX-10RR	WSBK	<b>1:49.818</b>	166.4	2
16:01.908	<b>19 Alvaro Bautista</b>	Aruba.It Racing - Ducati	Ducati Panigale V4R	WSBK	<b>1:49.740</b>	166.6	8
19:47.952	<b>1 Toprak Razgatliouglu</b>	Pata Yamaha with Brixx WorldSBK	Yamaha YZF R1	WSBK	<b>1:49.455</b>	167.0	7
21:37.220	<b>1 Toprak Razgatliouglu</b>	Pata Yamaha with Brixx WorldSBK	Yamaha YZF R1	WSBK	<b>1:49.268</b>	167.3	8
44:50.245	<b>65 Jonathan Rea</b>	Kawasaki Racing Team WorldSBK	Kawasaki ZX-10RR	WSBK	<b>1:48.943</b>	167.8	18





## World SBK

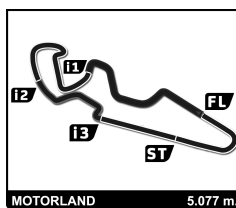
### DWO Supported Test Motorland

### Free Practice 5

## Sector Analysis

— Invalidated Lap    ■ Personal Best    ■ Session Best    B Crossing the pit lane

Lap	Time	Sector 1	Sector 2	Sector 3	Sector 4	Elapsed	Lap	Time	Sector 1	Sector 2	Sector 3	Sector 4	Elapsed
13	1:53.920	32.857	32.140	22.107	26.816	43:19.304	12	2:03.629	31.637	31.394	33.408	27.190	27:21.775
14	<b>1:53.543</b>	32.673	32.099	21.972	26.799	45:12.847	13	1:51.570	31.989	31.499	21.601	26.481	29:13.345
<b>19</b>	<b>Alvaro Bautista</b> ESP						14	1:51.096	31.812	31.338	21.544	26.402	31:04.441
	Aruba.It Racing - Ducati      Ducati Panigale V4R						15	1:59.945 <b>B</b>	31.775	31.443	21.546	35.181	33:04.386
1	3:11.750	1:52.005	31.732	21.812	26.201	3:11.750	16	8:01.165	6:40.841	32.273	21.804	26.247	41:05.551
2	1:50.095	31.666	<b>30.938</b>	21.513	25.978	5:01.845	17	1:50.386	31.648	31.121	21.341	26.276	42:55.937
3	1:49.990	31.554	31.014	21.455	25.967	6:51.835	18	<b>1:50.226</b>	<b>31.399</b>	31.257	21.367	<b>26.203</b>	44:46.163
4	1:50.358	31.795	31.123	21.407	26.033	8:42.193	19	1:51.891	31.786	31.568	21.907	26.630	46:38.054
5	1:50.097	31.621	31.056	21.400	26.020	10:32.290	<b>23</b>	<b>Christophe Ponsson</b> FRA					
6	1:49.954	31.562	31.040	21.314	26.038	12:22.244		Gil Motor Sport-Yamaha      Yamaha YZF R1					
7	1:49.924	<b>31.406</b>	31.115	21.439	25.964	14:12.168	1	2:13.606	49.250	33.758	23.267	27.331	2:13.606
8	1:49.740	31.428	31.005	21.439	<b>25.868</b>	16:01.908	2	1:55.519	33.465	32.331	22.409	27.314	4:09.125
9	1:50.371	31.495	31.233	21.449	26.194	17:52.279	3	1:54.220	32.847	32.067	22.321	26.985	6:03.345
10	2:00.913 <b>B</b>	35.117	31.593	21.837	32.366	19:53.192	4	1:53.967	32.730	31.923	22.303	27.011	7:57.312
11	8:36.140	7:16.730	31.603	21.680	26.127	28:29.332	5	1:53.646	32.508	31.967	22.146	27.025	9:50.958
12	1:50.305	31.853	31.056	21.325	26.071	30:19.637	6	2:01.849 <b>B</b>	33.320	33.446	24.269	30.814	11:52.807
13	1:50.034	31.547	31.044	21.374	26.069	32:09.671	7	7:41.345	6:17.470	33.492	22.946	27.437	19:34.152
14	1:49.860	31.417	31.025	21.289	26.129	33:59.531	8	1:56.322	32.854	33.207	23.299	26.962	21:30.474
15	1:50.388	31.600	31.062	21.469	26.257	35:49.919	9	1:54.080	32.689	32.222	22.076	27.093	23:24.554
16	1:50.169	31.540	31.239	21.319	26.071	37:40.088	10	1:53.900	32.644	32.133	22.074	27.049	25:18.454
17	1:49.959	31.525	31.036	21.345	26.053	39:30.047	11	1:56.031 <b>B</b>	32.322	31.929	22.399	29.381	27:14.485
18	1:49.931	31.539	31.132	21.287	25.973	41:19.978	12	8:43.617	7:21.037	33.275	22.174	27.131	35:58.102
19	1:49.722	31.499	30.969	21.303	25.951	43:09.700	13	1:52.996	32.342	31.834	21.933	26.887	37:51.098
20	1:50.005	31.627	30.998	21.412	25.968	44:59.705	14	1:52.854	32.223	31.795	<b>21.914</b>	26.922	39:43.952
21	<b>1:49.644</b>	31.494	30.959	<b>21.266</b>	25.925	46:49.349	15	1:53.109	32.316	31.902	22.064	<b>26.827</b>	41:37.061
<b>21</b>	<b>Michael Rinaldi</b> ITA						16	<b>1:52.800</b>	<b>32.167</b>	<b>31.786</b>	21.985	26.862	43:29.861
	Aruba.It Racing - Ducati      Ducati Panigale V4R						17	2:02.310 <b>B</b>	35.411	32.851	23.214	30.834	45:32.171
1	3:23.166	2:02.716	32.125	21.962	26.363	3:23.166	<b>29</b>	<b>Luca Bernardi</b> SMR					
2	1:50.738	31.850	31.017	21.602	26.269	5:13.904		BARNI Spark Racing Team      Ducati Panigale V4R					
3	1:50.609	31.597	31.238	21.593	26.181	7:04.513	1	4:42.032	3:17.108	33.323	24.755	26.846	4:42.032
4	1:50.430	31.550	31.159	21.423	26.298	8:54.943	2	1:52.397	32.445	31.636	21.855	26.461	6:34.429
5	2:02.066 <b>B</b>	33.386	32.830	22.528	33.322	10:57.009	3	1:52.250	32.200	31.483	21.954	26.613	8:26.679
6	8:55.623	7:35.976	31.593	21.787	26.267	19:52.632	4	1:52.234	32.455	31.512	21.792	26.475	10:18.913
7	1:50.142	31.646	31.075	21.332	<b>26.089</b>	21:42.774	5	<b>1:51.738</b>	32.211	31.437	<b>21.651</b>	<b>26.439</b>	12:10.651
8	1:50.451	31.564	31.140	21.438	26.309	23:33.225	6	2:03.935 <b>B</b>	36.909	32.658	22.671	31.697	14:14.586
9	1:54.512	34.458	31.993	21.762	26.299	25:27.737	7	6:33.622	5:10.819	32.031	22.004	28.768	20:48.208
10	1:59.575 <b>B</b>	31.771	31.302	22.889	33.613	27:27.312	8	1:52.051	32.246	31.400	21.850	26.555	22:40.259
11	9:14.607	7:54.900	31.383	21.993	26.331	36:41.919	9	1:51.812	<b>32.193</b>	<b>31.339</b>	21.755	26.525	24:32.071
12	<b>1:49.863</b>	31.512	<b>30.957</b>	<b>21.274</b>	26.120	38:31.782	10	2:03.087 <b>B</b>	32.427	31.910	23.298	35.452	26:35.158
13	1:50.144	<b>31.456</b>	31.041	21.374	26.273	40:21.926	11	6:43.155	5:16.027	36.480	22.661	27.987	33:18.313
14	2:18.606 <b>B</b>	41.542	38.004	23.796	35.264	42:40.532	12	1:52.538	32.579	31.482	21.842	26.635	35:10.851
<b>22</b>	<b>Alex Lowes</b> GBR						13	1:52.236	32.305	31.599	21.695	26.637	37:03.087
	Kawasaki Racing Team WorldSBK      Kawasaki ZX-10RR						14	1:52.832	32.475	31.751	21.935	26.671	38:55.919
1	2:14.648	53.619	32.213	22.195	26.621	2:14.648	15	2:16.584 <b>B</b>	39.349	37.144	27.835	32.256	41:12.503
2	1:51.204	31.845	31.376	21.516	26.467	4:05.852	16	4:13.607	2:48.992	33.953	23.195	27.467	45:26.110
3	1:52.039	32.611	31.366	21.467	26.595	5:57.891	<b>31</b>	<b>Garrett Gerloff</b> USA					
4	1:51.226	31.763	31.298	21.489	26.676	7:49.117		GYTR GRT Yamaha WorldSBK Team      Yamaha YZF R1					
5	1:50.937	31.729	31.321	21.369	26.518	9:40.054	1	3:39.631	1:57.960	32.654	42.176	26.841	3:39.631
6	1:50.880	31.717	31.272	21.449	26.442	11:30.934	2	1:51.333	32.064	31.254	21.579	26.436	5:30.964
7	2:06.680 <b>B</b>	35.057	34.493	22.780	34.350	13:37.614	3	1:50.989	32.014	31.098	21.472	26.405	7:21.953
8	6:09.209	4:49.475	31.705	21.621	26.408	19:46.823	4	1:50.762	31.747	31.159	21.388	26.468	9:12.715
9	1:50.290	31.568	31.159	<b>21.265</b>	26.298	21:37.113	5	1:50.506	31.728	31.046	21.339	26.393	11:03.221
10	1:50.340	31.464	<b>31.088</b>	21.293	26.495	23:27.453	6	1:50.627	31.583	31.118	21.372	26.554	12:53.848
11	1:50.693	31.640	31.268	21.410	26.375	25:18.146	7	1:50.517	31.771	31.068	21.477	<b>26.201</b>	14:44.365



## World SBK

### DWO Supported Test Motorland

### Free Practice 5

## Sector Analysis

— Invalidated Lap    ■ Personal Best    ■ Session Best    B Crossing the pit lane

Lap	Time	Sector 1	Sector 2	Sector 3	Sector 4	Elapsed	Lap	Time	Sector 1	Sector 2	Sector 3	Sector 4	Elapsed
8	1:50.466	31.776	31.100	21.261	26.329	16:34.831	3	2:21.377	33.770	57.043	24.174	26.390	6:30.575
9	1:50.386	31.686	31.108	21.286	26.306	18:25.217	4	<b>1:50.872</b>	<b>31.755</b>	31.292	<b>21.428</b>	26.397	8:21.447
10	1:50.441	31.616	31.117	21.268	26.440	20:15.658	5	1:51.467	31.940	31.504	21.554	26.469	10:12.914
11	1:59.518B	32.950	32.032	21.817	32.719	22:15.176	6	2:00.460B	34.093	32.375	22.623	31.369	12:13.374
12	8:53.815	7:32.969	32.318	21.779	26.749	31:08.991	7	8:39.978	7:07.130	33.201	22.883	36.764	20:53.352
13	1:49.994	31.509	30.993	21.218	26.274	32:58.985	8	1:53.169	32.699	31.904	21.867	26.699	22:46.521
14	<b>1:49.632</b>	<b>31.389</b>	<b>30.784</b>	<b>21.094</b>	26.365	34:48.617	9	2:02.849B	36.728	34.606	21.948	29.567	24:49.370
15	1:51.386	31.579	31.227	21.820	26.760	36:40.003	10	7:10.020	5:39.774	37.685	22.157	30.404	31:59.390
16	1:50.165	31.482	30.972	21.297	26.414	38:30.168	11	2:03.101B	33.113	32.060	21.896	36.032	34:02.491
17	1:50.674	31.707	31.043	21.616	26.308	40:20.842	12	4:42.705	3:22.045	32.221	21.918	26.521	38:45.196
18	1:57.460B	31.654	31.845	21.808	32.153	42:18.302							

35 Hafizh Syahrin		MYS				
MIE Racing Honda Team		Honda CBR1000 RR-R				
1	5:39.144	4:09.767	38.362	23.647	27.368	5:39.144
2	1:54.862	33.530	32.597	21.969	26.766	7:34.006
3	1:53.002	<b>32.392</b>	31.793	21.915	26.902	9:27.008
4	1:53.256	32.473	31.984	22.017	26.782	11:20.264
5	1:57.626	36.354	32.314	22.224	<b>26.734</b>	13:17.890
6	2:07.491B	32.547	31.855	28.531	34.558	15:25.381
7	11:08.709	9:43.533	34.770	23.032	27.374	26:34.090
8	1:54.691	33.150	32.252	22.148	27.141	28:28.781
9	1:54.068	32.933	32.034	22.149	26.952	30:22.849
10	1:53.754	32.659	32.079	22.114	26.902	32:16.603
11	2:30.536B	50.234	38.846	26.084	35.372	34:47.139
12	9:22.934	7:55.422	37.469	23.011	27.032	44:10.073
13	<b>1:52.957</b>	32.758	<b>31.625</b>	<b>21.796</b>	26.778	46:03.030

37 Iliia Mykhalchyk		UKR				
BMW Motorrad WorldSBK Team		BMW M1000RR				
1	6:26.724	5:04.582	33.190	22.366	26.586	6:26.724
2	1:52.395	32.362	31.776	21.663	26.594	8:19.119
3	1:52.201	32.221	31.735	21.696	26.549	10:11.320
4	1:54.744	33.184	32.639	22.316	26.605	12:06.064
5	1:59.411B	32.187	31.928	21.829	33.467	14:05.475
6	10:50.399	9:28.719	32.659	22.344	26.677	24:55.874
7	1:52.240	32.410	31.701	21.658	26.471	26:48.114
8	1:52.023	32.043	31.720	21.729	26.531	28:40.137
9	1:57.862B	32.376	31.674	21.678	32.134	30:37.999
10	5:27.905	4:05.931	32.373	22.235	27.366	36:05.904
11	1:57.138	36.387	31.970	22.365	26.416	38:03.042
12	<b>1:51.032</b>	31.881	<b>31.360</b>	<b>21.540</b>	<b>26.251</b>	39:54.074
13	1:51.619	<b>31.876</b>	31.521	21.743	26.479	41:45.693
14	2:01.582B	34.121	32.752	22.171	32.538	43:47.275

44 Lucas Mahias		FRA				
Kawasaki Puccetti Racing		Kawasaki ZX-10RR				
1	3:49.762	2:29.590	32.118	21.655	<b>26.399</b>	3:49.762
2	<b>1:51.162</b>	31.960	<b>31.225</b>	<b>21.573</b>	26.404	5:40.924
3	1:51.934	32.034	31.520	21.718	26.662	7:32.858
4	1:52.091	32.197	31.497	21.717	26.680	9:24.949
5	2:05.162B	<b>31.862</b>	38.361	22.827	32.112	11:30.111

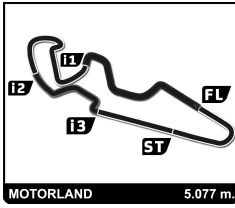
45 Scott Redding		GBR				
BMW Motorrad WorldSBK Team		BMW M1000RR				
1	2:18.076	57.687	32.310	21.739	<b>26.340</b>	2:18.076
2	1:51.122	31.809	<b>31.263</b>	21.582	26.468	4:09.198

47 Axel Bassani		ITA				
Motocorsa Racing		Ducati Panigale V4R				
1	11:11.880	9:50.283	32.271	22.721	26.605	11:11.880
2	1:51.996	32.216	31.451	21.953	26.376	13:03.876
3	1:51.578	32.108	31.378	21.859	26.233	14:55.454
4	1:51.470	32.056	31.406	21.783	26.225	16:46.924
5	1:51.210	32.017	31.255	21.706	26.232	18:38.134
6	2:02.365B	34.162	32.804	22.797	32.602	20:40.499
7	4:41.863	3:20.769	32.330	22.267	26.497	25:22.362
8	1:52.434	32.228	31.543	21.941	26.722	27:14.796
9	1:52.546	32.362	31.686	22.072	26.426	29:07.342
10	1:51.967	32.193	31.562	21.807	26.405	30:59.309
11	1:51.979	32.254	31.542	21.813	26.370	32:51.288
12	2:02.088B	33.918	32.691	22.864	32.615	34:53.376
13	4:18.889	2:58.418	32.022	22.036	26.413	39:12.265
14	1:51.389	32.005	31.357	21.778	26.249	41:03.654
15	<b>1:51.064</b>	32.004	<b>31.157</b>	21.682	<b>26.221</b>	42:54.718
16	1:51.249	<b>31.971</b>	31.382	<b>21.624</b>	26.272	44:45.967
17	2:00.891	38.990	32.603	22.663	26.635	46:46.858

50 Eugene Laverty		IRL				
Bonovo Action BMW		BMW M1000RR				
1	1:56.131	35.292	32.473	21.747	26.619	1:56.131
2	3:17.103B	32.198	1:38.659	30.908	35.338	5:13.234
3	8:02.000	6:39.983	32.262	22.488	27.267	13:15.234
4	1:50.995	31.880	31.347	21.447	26.321	15:06.229
5	1:51.438	31.918	31.398	21.692	26.430	16:57.667
6	1:51.679	31.956	31.496	21.700	26.527	18:49.346
7	2:04.860B	34.586	32.214	22.165	35.895	20:54.206
8	6:13.586	4:48.111	34.869	22.335	28.271	27:07.792
9	1:51.231	31.911	31.497	21.512	26.311	28:59.023
10	1:51.084	31.855	31.282	21.643	26.304	30:50.107
11	2:01.922B	33.307	32.368	22.375	33.872	32:52.029
12	5:52.376	4:30.463	33.015	21.910	26.988	38:44.405
13	<b>1:50.446</b>	<b>31.701</b>	<b>31.100</b>	<b>21.442</b>	<b>26.203</b>	40:34.851
14	1:51.095	31.957	31.320	21.561	26.257	42:25.946
15	2:11.103B	39.517	33.383	22.173	36.030	44:37.049

52 Oliver Konig		CZE				
Orelac Racing Verdatura		Kawasaki ZX-10RR				
1	2:26.725	1:03.852	33.129	22.684	27.060	2:26.725
2	1:54.749	33.148	32.368	22.392	<b>26.841</b>	4:21.474
3	1:54.033	32.889	32.112	22.163	26.869	6:15.507
4	1:53.931	32.844	32.052	22.006	27.029	8:09.438
5	1:54.003	32.887	32.107	22.130	26.879	10:03.441
6	<b>1:53.618</b>	32.696	<b>31.936</b>	22.033	26.953	11:57.059





## World SBK

### DWO Supported Test Motorland

### Free Practice 5

## Sector Analysis

— Invalidated Lap    ■ Personal Best    ■ Session Best    B Crossing the pit lane

Lap	Time	Sector 1	Sector 2	Sector 3	Sector 4	Elapsed	Lap	Time	Sector 1	Sector 2	Sector 3	Sector 4	Elapsed
7	2:11.381 B	38.311	36.135	22.862	34.073	14:08.440	3	1:50.346	31.604	31.118	21.434	26.190	5:32.706
8	6:21.885	4:58.222	33.395	23.109	27.159	20:30.325	4	1:50.523	31.571	31.143	21.432	26.377	7:23.229
9	1:54.588	32.984	32.348	22.259	26.997	22:24.913	5	1:51.132	31.809	31.211	21.461	26.651	9:14.361
10	1:54.539	32.929	32.441	22.120	27.049	24:19.452	6	1:51.009	31.769	31.259	21.420	26.561	11:05.370
11	1:53.868	32.872	32.032	22.011	26.953	26:13.320	7	2:01.937 B	33.299	33.003	22.351	33.284	13:07.307
12	2:04.783 B	33.182	33.340	22.965	35.296	28:18.103	8	4:21.381	2:59.539	32.807	22.282	26.753	17:28.688
13	8:29.045	7:06.401	33.254	22.245	27.145	36:47.148	9	1:49.955	31.565	30.851	21.189	26.350	19:18.643
14	1:53.994	32.753	32.045	22.135	27.061	38:41.142	10	2:01.741 B	33.430	33.305	22.288	32.718	21:20.384
15	1:53.697	32.782	31.978	21.878	27.059	40:34.839	11	4:00.879	2:37.336	34.278	22.324	26.941	25:21.263
16	1:53.661	32.659	32.065	22.025	26.912	42:28.500	12	1:49.383	31.249	30.712	21.257	26.165	27:10.646
17	2:11.102 B	34.305	36.244	22.589	37.964	44:39.602	13	1:56.222 B	31.545	31.151	21.312	32.214	29:06.868

**55** **Andrea Locatelli** ITA  
Pata Yamaha with Brixx WorldSBK Yamaha YZF R1

1	2:59.863	1:39.525	32.386	21.717	26.235	2:59.863
2	1:50.123	31.635	31.116	21.259	26.113	4:49.986
3	1:50.152	31.445	31.179	21.381	26.147	6:40.138
4	1:50.124	31.477	31.074	21.330	26.243	8:30.262
5	2:00.681 B	33.734	32.617	22.301	32.029	10:30.943
6	7:22.596	5:58.690	34.621	22.809	26.476	17:53.539
7	1:51.243	32.009	31.406	21.504	26.324	19:44.782
8	1:54.781	32.160	34.535	21.776	26.310	21:39.563
9	2:05.154 B	31.934	31.349	29.280	32.591	23:44.717
10	6:50.320	5:29.893	32.237	21.634	26.556	30:35.037
11	1:51.703	32.095	31.651	21.814	26.143	32:26.740
12	1:50.149	31.501	31.175	21.324	26.149	34:16.889
13	1:50.244	31.567	31.190	21.335	26.152	36:07.133
14	1:50.476	31.692	31.195	21.369	26.220	37:57.609
15	1:50.602	31.730	31.242	21.397	26.233	39:48.211
16	2:05.435 B	31.917	31.494	21.888	40.136	41:53.646

**65** **Jonathan Rea** GBR  
Kawasaki Racing Team WorldSBK Kawasaki ZX-10RR

1	1:52.263	32.692	31.563	21.683	26.325	1:52.263
2	1:49.818	31.578	30.911	21.255	26.074	3:42.081
3	1:50.005	31.452	30.981	21.386	26.186	5:32.086
4	1:50.295	31.659	31.054	21.344	26.238	7:22.381
5	1:50.656	31.593	31.390	21.417	26.256	9:13.037
6	1:50.461	31.621	31.192	21.355	26.293	11:03.498
7	1:50.625	31.612	31.268	21.481	26.264	12:54.123
8	2:01.799 B	32.897	33.512	22.994	32.396	14:55.922
9	6:24.101	5:03.673	32.089	21.970	26.369	21:20.023
10	1:49.636	31.459	30.860	21.175	26.142	23:09.659
11	1:49.877	31.458	30.970	21.247	26.202	24:59.536
12	1:50.415	31.595	31.114	21.426	26.280	26:49.951
13	1:50.360	31.479	31.100	21.408	26.373	28:40.311
14	1:50.933	31.973	31.273	21.346	26.341	30:31.244
15	1:50.547	31.637	31.198	21.350	26.362	32:21.791
16	2:02.167 B	34.667	34.122	21.880	31.498	34:23.958
17	8:37.344	7:18.163	31.639	21.408	26.134	43:01.302
18	1:48.943	31.244	30.612	21.114	25.973	44:50.245
19	1:49.007	31.285	30.692	21.053	25.977	46:39.252

**76** **Loris Baz** FRA  
Bonovo Action BMW BMW M1000RR

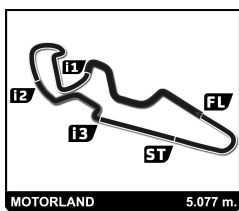
1	1:52.516	33.058	31.499	21.727	26.232	1:52.516
2	1:49.844	31.586	30.882	21.390	25.986	3:42.360

**84** **Loris Cressson** BEL  
TPR Team Pedercini Racing Kawasaki ZX-10RR

1	3:32.400	2:10.406	32.546	22.449	26.999	3:32.400
2	1:53.871	32.702	32.049	22.175	26.945	5:26.271
3	1:54.508	32.802	32.237	22.329	27.140	7:20.779
4	1:54.232	32.735	32.166	22.211	27.120	9:15.011
5	1:53.938	32.688	32.075	22.104	27.071	11:08.949
6	2:16.396 B	37.461	32.391	34.225	32.319	13:25.345
7	17:10.574	...	32.252	21.929	26.868	30:35.919
8	1:53.963	32.499	32.130	22.204	27.130	32:29.882
9	1:54.182	32.686	32.351	22.118	27.027	34:24.064
10	2:06.323 B	35.537	34.943	22.980	32.863	36:30.387
11	4:57.490	3:34.939	32.869	22.568	27.114	41:27.877
12	1:54.479	32.905	32.245	22.305	27.024	43:22.356
13	2:04.993	41.992	33.134	22.598	27.269	45:27.349

**97** **Xavi Vierge** ESP  
Team HRC Honda CBR1000 RR-R

1	2:36.346	1:15.766	32.413	21.890	26.277	2:36.346
2	1:51.841	32.256	31.845	21.715	26.025	4:28.187
3	1:51.461	31.758	31.766	21.774	26.163	6:19.648
4	1:51.551	31.920	31.625	21.717	26.289	8:11.199
5	2:11.411 B	31.855	35.604	23.963	39.989	10:22.610
6	12:53.712	...	33.055	21.983	26.430	23:16.322
7	1:52.144	32.234	31.725	21.880	26.305	25:08.466
8	1:51.677	31.971	31.725	21.617	26.364	27:00.143
9	1:52.072	32.245	31.717	21.703	26.407	28:52.215
10	1:52.044	32.194	31.724	21.753	26.373	30:44.259
11	2:12.043 B	32.106	38.577	24.688	36.672	32:56.302
12	7:50.726	6:30.661	32.245	21.634	26.186	40:47.028
13	1:50.325	31.618	31.276	21.376	26.055	42:37.353
14	1:54.472	31.668	31.669	22.649	28.486	44:31.825
15	1:52.420	32.213	31.915	21.851	26.441	46:24.245



## World SBK DWO Supported Test Motorland Free Practice 6

### Classification

No	Rider	Nat	Team	Bike	Tires	Cl.	Time	Lap Total	Gap	Kph
1	65 Jonathan Rea	GBR	Kawasaki Racing Team WorldSBK	Kawasaki ZX-10RR	WSBK		<b>1:48.714</b>	15 19	-	- <b>168.1</b>
2	1 Toprak Razgatiouglu	TUR	Pata Yamaha with Brixx WorldSBK	Yamaha YZF R1	WSBK		<b>1:49.068</b>	16 16	+0.354	+0.354 <b>167.6</b>
3	19 Alvaro Bautista	ESP	Aruba.It Racing - Ducati	Ducati Panigale V4R	WSBK		<b>1:49.094</b>	16 18	+0.380	+0.026 <b>167.5</b>
4	31 Garrett Gerloff	USA	GYTR GRT Yamaha WorldSBK Team	Yamaha YZF R1	WSBK		<b>1:49.235</b>	17 19	+0.521	+0.141 <b>167.3</b>
5	55 Andrea Locatelli	ITA	Pata Yamaha with Brixx WorldSBK	Yamaha YZF R1	WSBK		<b>1:49.831</b>	3 19	+1.117	+0.596 <b>166.4</b>
6	76 Loris Baz	FRA	Bonovo Action BMW	BMW M1000RR	WSBK		<b>1:49.943</b>	2 21	+1.229	+0.112 <b>166.2</b>
7	7 Iker Lecuona	ESP	Team HRC	Honda CBR1000 RR-F	WSBK		<b>1:49.971</b>	8 19	+1.257	+0.028 <b>166.2</b>
8	97 Xavi Vierge	ESP	Team HRC	Honda CBR1000 RR-F	WSBK		<b>1:50.010</b>	13 16	+1.296	+0.039 <b>166.1</b>
9	5 Philipp Oettl	DEU	Team Goeleven	Ducati Panigale V4R	WSBK		<b>1:50.086</b>	10 13	+1.372	+0.076 <b>166.0</b>
10	45 Scott Redding	GBR	BMW Motorrad WorldSBK Team	BMW M1000RR	WSBK		<b>1:50.104</b>	10 11	+1.390	+0.018 <b>166.0</b>
11	22 Alex Lowes	GBR	Kawasaki Racing Team WorldSBK	Kawasaki ZX-10RR	WSBK		<b>1:50.112</b>	18 18	+1.398	+0.008 <b>166.0</b>
12	37 Ilia Mykhalchuk	UKR	BMW Motorrad WorldSBK Team	BMW M1000RR	WSBK		<b>1:50.498</b>	12 15	+1.784	+0.386 <b>165.4</b>
13	50 Eugene Laverty	IRL	Bonovo Action BMW	BMW M1000RR	WSBK		<b>1:50.638</b>	11 18	+1.924	+0.140 <b>165.2</b>
14	2 Roberto Tamburini	ITA	Yamaha Motoring WorldSBK Team	Yamaha YZF R1	WSBK		<b>1:50.656</b>	12 16	+1.942	+0.018 <b>165.2</b>
15	3 Kohta Nozane	JPN	GYTR GRT Yamaha WorldSBK Team	Yamaha YZF R1	WSBK		<b>1:50.683</b>	13 14	+1.969	+0.027 <b>165.1</b>
16	21 Michael Rinaldi	ITA	Aruba.It Racing - Ducati	Ducati Panigale V4R	WSBK		<b>1:50.806</b>	11 19	+2.092	+0.123 <b>164.9</b>
17	47 Axel Bassani	ITA	Motocorsa Racing	Ducati Panigale V4R	WSBK		<b>1:50.856</b>	9 15	+2.142	+0.050 <b>164.9</b>
18	44 Lucas Mahias	FRA	Kawasaki Puccetti Racing	Kawasaki ZX-10RR	WSBK		<b>1:51.038</b>	12 15	+2.324	+0.182 <b>164.6</b>
19	29 Luca Bernardi	SMR	BARNI Spark Racing Team	Ducati Panigale V4R	WSBK		<b>1:51.777</b>	6 15	+3.063	+0.739 <b>163.5</b>
20	16 Gabriele Ruiiu	ITA	Bmax Racing	BMW M1000RR	WSBK		<b>1:52.003</b>	12 13	+3.289	+0.226 <b>163.2</b>
21	23 Christophe Ponsson	FRA	Gil Motor Sport-Yamaha	Yamaha YZF R1	WSBK		<b>1:52.143</b>	14 17	+3.429	+0.140 <b>163.0</b>
22	35 Hafizh Syahrin	MYS	MIE Racing Honda Team	Honda CBR1000 RR-F	WSBK		<b>1:52.312</b>	12 14	+3.598	+0.169 <b>162.7</b>
23	52 Oliver Konig	CZE	Orelac Racing Verdatura	Kawasaki ZX-10RR	WSBK		<b>1:52.729</b>	11 18	+4.015	+0.417 <b>162.1</b>
24	84 Loris Cressson	BEL	TPR Team Pedercini Racing	Kawasaki ZX-10RR	WSBK		<b>1:53.534</b>	8 15	+4.820	+0.805 <b>161.0</b>
25	36 Leandro Mercado	ARG	MIE Racing Honda Team	Honda CBR1000 RR-F	WSBK					

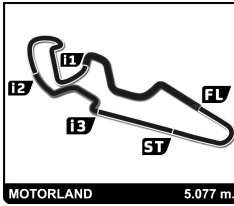
**Fastest Lap:** Lap 15 Jonathan Rea 1:48.714 168.1 Kph

Published at: .....

Track Status: **DRY**

<b>Race Director:</b>	<b>Timekeeper:</b>
-----------------------	--------------------

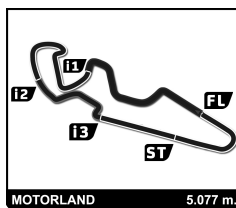




## World SBK DWO Supported Test Motorland Free Practice 6

### Best Sector Times

Sector 1			Sector 2		Sector 3		Sector 4		Ideal Lap		Best Lap					
Pos	No	Rider	Time	No	Rider	Time	No	Rider	Time	Pos	No	Lap	Best Lap			
1	65	J.Rea	31.093	65	J.Rea	30.517	65	J.Rea	20.939	19	A.Bautista	25.777	1	65	1:48.515	1:48.714 (1)
2	1	T.Razgatiouglu	31.196	19	A.Bautista	30.695	31	G.Gerloff	21.055	1	T.Razgatiouglu	25.932	2	19	1:48.922	1:49.094 (3)
3	19	A.Bautista	31.305	31	G.Gerloff	30.704	7	I.Lecuona	21.060	5	P.Oettl	25.965	3	1	1:48.980	1:49.068 (2)
4	31	G.Gerloff	31.339	1	T.Razgatiouglu	30.753	1	T.Razgatiouglu	21.099	65	J.Rea	25.966	4	31	1:49.087	1:49.235 (4)
5	55	A.Locatelli	31.354	76	L.Baz	30.916	22	A.Lowes	21.128	31	G.Gerloff	25.989	5	55	1:49.719	1:49.831 (5)
6	97	X.Vierge	31.394	45	S.Redding	30.991	19	A.Bautista	21.145	22	A.Lowes	26.017	6	7	1:49.813	1:49.971 (7)
7	7	I.Lecuona	31.490	7	I.Lecuona	30.998	97	X.Vierge	21.201	55	A.Locatelli	26.044	7	76	1:49.831	1:49.943 (6)
8	76	L.Baz	31.522	55	A.Locatelli	31.074	76	L.Baz	21.213	2	R.Tamburini	26.084	8	22	1:49.903	1:50.112 (11)
9	5	P.Oettl	31.544	5	P.Oettl	31.105	55	A.Locatelli	21.247	37	I.Mykhalchyk	26.106	9	97	1:49.972	1:50.010 (8)
10	3	K.Nozone	31.571	22	A.Lowes	31.140	45	S.Redding	21.260	47	A.Bassani	26.141	10	5	1:50.016	1:50.086 (9)
11	22	A.Lowes	31.618	3	K.Nozone	31.147	37	I.Mykhalchyk	21.338	97	X.Vierge	26.159	11	45	1:50.075	1:50.104 (10)
12	44	L.Mahias	31.649	2	R.Tamburini	31.189	3	K.Nozone	21.340	45	S.Redding	26.166	12	37	1:50.408	1:50.498 (12)
13	45	S.Redding	31.658	47	A.Bassani	31.192	21	M.Rinaldi	21.365	50	E.Laverty	26.175	13	2	1:50.481	1:50.656 (14)
14	37	I.Mykhalchyk	31.664	44	L.Mahias	31.193	44	L.Mahias	21.393	76	L.Baz	26.180	14	3	1:50.507	1:50.683 (15)
15	21	M.Rinaldi	31.705	21	M.Rinaldi	31.204	5	P.Oettl	21.402	7	I.Lecuona	26.265	15	44	1:50.510	1:51.038 (18)
16	2	R.Tamburini	31.736	97	X.Vierge	31.218	50	E.Laverty	21.438	44	L.Mahias	26.275	16	21	1:50.584	1:50.806 (16)
17	47	A.Bassani	31.763	50	E.Laverty	31.225	2	R.Tamburini	21.472	21	M.Rinaldi	26.310	17	47	1:50.625	1:50.856 (17)
18	50	E.Laverty	31.799	37	I.Mykhalchyk	31.300	47	A.Bassani	21.529	29	L.Bernardi	26.404	18	50	1:50.637	1:50.638 (13)
19	23	C.Ponsson	32.085	29	L.Bernardi	31.415	35	H.Syahrin	21.620	3	K.Nozone	26.449	19	29	1:51.573	1:51.777 (19)
20	29	L.Bernardi	32.112	16	G.Ruiu	31.475	29	L.Bernardi	21.642	35	H.Syahrin	26.624	20	16	1:51.944	1:52.003 (20)
21	16	G.Ruiu	32.150	23	C.Ponsson	31.572	16	G.Ruiu	21.691	16	G.Ruiu	26.628	21	35	1:52.016	1:52.312 (22)
22	35	H.Syahrin	32.186	35	H.Syahrin	31.586	52	O.Konig	21.779	23	C.Ponsson	26.655	22	23	1:52.095	1:52.143 (21)
23	52	O.Konig	32.375	52	O.Konig	31.682	23	C.Ponsson	21.783	52	O.Konig	26.685	23	52	1:52.521	1:52.729 (23)
24	84	L.Cressson	32.424	84	L.Cressson	31.990	84	L.Cressson	22.061	84	L.Cressson	26.803	24	84	1:53.278	1:53.534 (24)



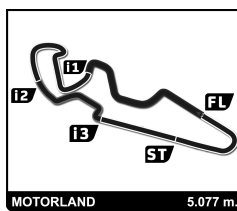
## World SBK

### DWO Supported Test Motorland

### Free Practice 6

### Best Top Speed

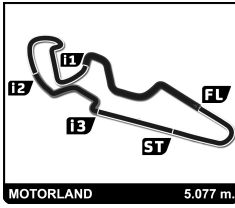
No Rider	Team	Class	Top 1		Top 2		Top 3		Top 4		Top 5		Avg
			Kph	Lap	Kph	Lap	Kph	Lap	Kph	Lap	Kph	Lap	
50 Eugene Laverty	Bonovo Action BMW	WSBK	317.6	2	316.7	3	316.7	1	315.8	15	315.8	14	316,5
97 Xavi Vierge	Team HRC	WSBK	316.7	4	316.7	2	315.8	14	314.9	13	314.0	10	315,6
1 Toprak Razgatliouglu	Pata Yamaha with Brixx WorldSBK	WSBK	314.9	16	314.0	12	312.1	10	311.2	3	310.3	13	312,5
45 Scott Redding	BMW Motorrad WorldSBK Team	WSBK	314.9	2	314.9	1	313.0	3	311.2	10	311.2	7	313,0
76 Loris Baz	Bonovo Action BMW	WSBK	314.9	21	310.3	20	310.3	19	310.3	2	309.5	1	311,1
7 Iker Lecuona	Team HRC	WSBK	314.0	13	314.0	5	314.0	1	313.0	15	313.0	9	313,6
55 Andrea Locatelli	Pata Yamaha with Brixx WorldSBK	WSBK	313.0	3	312.1	4	311.2	2	310.3	5	309.5	18	311,2
19 Alvaro Bautista	Aruba.It Racing - Ducati	WSBK	313.0	16	312.1	18	312.1	3	312.1	2	312.1	1	312,3
21 Michael Rinaldi	Aruba.It Racing - Ducati	WSBK	313.0	15	311.2	16	309.5	1	308.6	14	308.6	2	310,2
5 Philipp Oettl	Team Goeleven	WSBK	313.0	3	311.2	2	310.3	11	310.3	6	309.5	9	310,9
29 Luca Bernardi	BARNI Spark Racing Team	WSBK	313.0	12	313.0	7	311.2	13	311.2	11	311.2	2	311,9
22 Alex Lowes	Kawasaki Racing Team WorldSBK	WSBK	311.2	3	311.2	2	309.5	4	308.6	18	308.6	1	309,8
65 Jonathan Rea	Kawasaki Racing Team WorldSBK	WSBK	311.2	18	307.7	14	307.7	12	307.7	2	306.8	17	308,2
37 Ilia Mykhalchuk	BMW Motorrad WorldSBK Team	WSBK	311.2	12	310.3	9	309.5	10	309.5	8	309.5	7	310,0
47 Axel Bassani	Motocorsa Racing	WSBK	311.2	14	310.3	11	310.3	2	309.5	15	309.5	1	310,2
31 Garrett Gerloff	GYTR GRT Yamaha WorldSBK Team	WSBK	310.3	17	306.8	18	306.8	15	306.8	4	306.8	3	307,5
16 Gabriele Ruiu	Bmax Racing	WSBK	310.3	11	309.5	8	309.5	7	308.6	12	308.6	2	309,3
2 Roberto Tamburini	Yamaha Motoxrcing WorldSBK Team	WSBK	305.9	3	305.9	2	305.9	4	301.7	14	301.7	13	304,2
3 Kohta Nozane	GYTR GRT Yamaha WorldSBK Team	WSBK	305.1	12	305.1	4	305.1	3	305.1	2	304.2	13	304,9
44 Lucas Mahias	Kawasaki Puccetti Racing	WSBK	304.2	15	304.2	1	303.4	2	302.5	3	300.8	6	303,0
23 Christophe Ponsson	Gil Motor Sport-Yamaha	WSBK	304.2	2	300.8	1	300.0	3	299.2	14	299.2	4	300,7
35 Hafizh Syahrin	MIE Racing Honda Team	WSBK	304.2	2	301.7	12	301.7	9	301.7	8	300.8	3	302,0
84 Loris Cressson	TPR Team Pedercini Racing	WSBK	303.4	15	300.8	4	300.8	3	300.8	2	300.0	13	301,2
52 Oliver Konig	Orelac Racing Verdhnatura	WSBK	300.8	4	300.0	16	300.0	15	299.2	17	299.2	11	299,8
36 Leandro Mercado	MIE Racing Honda Team	WSBK											



**World SBK**  
DWO Supported Test Motorland  
Free Practice 6

**Fastest Lap Sequence**

Elapsed	No Rider	Team	Bike	Class	Time	Kph	Lap
3:40.491	<b>65 Jonathan Rea</b>	Kawasaki Racing Team WorldSBK	Kawasaki ZX-10RR	WSBK	<b>1:49.536</b>	166.9	2
5:29.991	<b>65 Jonathan Rea</b>	Kawasaki Racing Team WorldSBK	Kawasaki ZX-10RR	WSBK	<b>1:49.500</b>	166.9	3
31:25.410	<b>19 Alvaro Bautista</b>	Aruba.It Racing - Ducati	Ducati Panigale V4R	WSBK	<b>1:49.437</b>	167.0	12
35:31.479	<b>65 Jonathan Rea</b>	Kawasaki Racing Team WorldSBK	Kawasaki ZX-10RR	WSBK	<b>1:48.714</b>	168.1	15



## World SBK

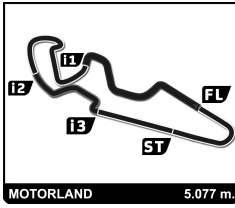
### DWO Supported Test Motorland

### Free Practice 6

### Sector Analysis

— Invalidated Lap    ■ Personal Best    ■ Session Best    B Crossing the pit lane

Lap	Time	Sector 1	Sector 2	Sector 3	Sector 4	Elapsed	Lap	Time	Sector 1	Sector 2	Sector 3	Sector 4	Elapsed		
<b>1</b>	<b>Toprak Razgatlioglu</b> TUR							<b>5</b>	<b>Philipp Oettl</b> DEU						
	Pata Yamaha with Brixx WorldSBK Yamaha YZF R1								Team Goeleven Ducati Panigale V4R						
1	2:34.180	1:13.164	32.539	21.925	26.552	2:34.180	1	2:56.609	1:36.874	31.779	21.671	26.285	2:56.609		
2	1:51.291	31.911	31.589	21.446	26.345	4:25.471	2	1:50.665	31.814	31.314	21.572	<b>25.965</b>	4:47.274		
3	1:56.342B	33.188	31.412	21.834	29.908	6:21.813	3	1:50.878	31.702	31.482	21.652	26.042	6:38.152		
4	4:44.030	3:23.569	32.408	21.543	26.510	11:05.843	4	2:00.610B	32.298	32.501	22.298	33.513	8:38.762		
5	1:49.863	31.517	30.958	21.226	26.162	12:55.706	5	7:43.632	6:24.667	31.276	21.556	26.133	16:22.394		
6	1:56.576B	32.580	31.757	21.976	30.263	14:52.282	6	1:50.885	31.979	31.334	21.508	26.064	18:13.279		
7	8:10.063	6:47.577	33.269	22.290	26.927	23:02.345	7	1:50.787	31.646	31.341	21.646	26.154	20:04.066		
8	1:50.978	31.492	31.529	21.804	26.153	24:53.323	8	2:10.910B	38.406	37.057	22.125	33.322	22:14.976		
9	1:50.200	31.588	31.169	21.225	26.218	26:43.523	9	8:15.465	6:56.157	31.601	21.717	25.990	30:30.441		
10	1:57.119B	32.849	33.615	21.392	29.263	28:40.642	10	<b>1:50.086</b>	<b>31.544</b>	<b>31.105</b>	<b>21.402</b>	26.035	32:20.527		
11	7:11.167	5:51.678	31.864	21.622	26.003	35:51.809	11	1:50.820	31.608	31.425	21.712	26.075	34:11.347		
12	1:49.204	31.262	<b>30.753</b>	21.257	<b>25.932</b>	37:41.013	12	2:04.592B	35.968	32.511	22.514	33.599	36:15.939		
13	1:49.605	31.410	30.905	21.133	26.157	39:30.618	13	9:15.443	7:53.052	33.302	22.348	26.741	45:31.382		
14	1:54.061B	31.501	31.329	21.324	29.907	41:24.679									
15	2:34.402	1:13.814	32.087	22.282	26.219	43:59.081									
16	<b>1:49.068</b>	<b>31.196</b>	30.775	<b>21.099</b>	25.998	45:48.149									
<b>2</b>	<b>Roberto Tamburini</b> ITA							<b>7</b>	<b>Iker Lecuona</b> ESP						
	Yamaha Motox Racing WorldSBK Team Yamaha YZF R1								Team HRC Honda CBR1000 RR-R						
1	2:34.881	1:02.554	39.479	23.946	28.902	2:34.881	1	2:08.956	47.847	32.554	21.920	26.635	2:08.956		
2	1:51.110	32.006	31.351	21.669	<b>26.084</b>	4:25.991	2	1:50.701	31.634	31.350	21.355	26.362	3:59.657		
3	1:51.109	31.923	31.256	21.818	26.112	6:17.100	3	1:50.856	31.795	31.276	21.386	26.399	5:50.513		
4	1:51.076	31.891	31.260	21.690	26.235	8:08.176	4	1:51.035	31.778	31.349	21.461	26.447	7:41.548		
5	1:57.725	37.182	32.061	21.923	26.559	10:05.901	5	1:51.676	31.953	31.538	21.656	26.529	9:33.224		
6	1:58.259B	32.112	31.600	21.907	32.640	12:04.160	6	2:03.884B	35.070	33.384	22.321	33.109	11:37.108		
7	9:47.129	8:22.530	33.710	22.631	28.258	21:51.289	7	6:57.766	5:36.191	32.384	22.572	26.619	18:34.874		
8	1:50.808	<b>31.736</b>	31.219	21.584	26.269	23:42.097	8	<b>1:49.971</b>	<b>31.490</b>	31.042	21.106	26.333	20:24.845		
9	1:50.960	31.742	31.275	21.632	26.311	25:33.057	9	1:50.267	31.567	31.082	21.229	26.389	22:15.112		
10	2:07.582B	40.248	33.303	22.931	31.100	27:40.639	10	1:53.302	31.963	32.936	21.809	26.594	24:08.414		
11	3:08.198	1:40.842	36.329	22.770	28.257	30:48.837	11	1:51.438	31.780	31.312	21.706	26.640	25:59.852		
12	<b>1:50.656</b>	31.800	<b>31.189</b>	<b>21.472</b>	26.195	32:39.493	12	2:02.321B	34.862	32.334	21.981	33.144	28:02.173		
13	1:50.903	31.736	31.346	21.626	26.195	34:30.396	13	6:36.736	5:13.623	33.293	23.316	26.504	34:38.909		
14	1:51.122	31.757	31.276	21.683	26.406	36:21.518	14	1:50.028	31.568	31.047	21.148	<b>26.265</b>	36:28.937		
15	5:33.814B	32.000	31.532	52.865	3:37.417	41:55.332	15	1:50.060	31.579	<b>30.998</b>	<b>21.060</b>	26.423	38:18.997		
16	4:11.290	2:43.646	36.457	23.524	27.663	46:06.622	16	1:51.878	31.675	31.376	21.595	27.232	40:10.875		
							17	1:50.920	31.752	31.356	21.351	26.461	42:01.795		
							18	1:51.354	31.873	31.530	21.499	26.452	43:53.149		
							19	1:51.456	31.868	31.271	21.826	26.491	45:44.605		
<b>3</b>	<b>Kohta Nozane</b> JPN							<b>16</b>	<b>Gabriele Rui</b> ITA						
	GYTR GRT Yamaha WorldSBK Team Yamaha YZF R1								Bmax Racing BMW M1000RR						
1	2:13.763	52.504	33.050	21.712	26.497	2:13.763	1	2:09.070	45.188	33.311	22.724	27.847	2:09.070		
2	1:50.960	31.592	31.305	21.470	26.593	4:04.723	2	1:53.056	32.277	31.899	22.001	26.879	4:02.126		
3	1:51.296	31.580	31.425	21.520	26.771	5:56.019	3	1:53.562	32.367	32.060	22.131	27.004	5:55.688		
4	1:53.192	32.794	31.842	21.834	26.722	7:49.211	4	2:07.003B	33.695	34.356	23.192	35.760	8:02.691		
5	1:51.692	31.992	31.502	21.489	26.709	9:40.903	5	9:16.871	7:53.841	33.054	22.153	27.823	17:19.562		
6	2:03.990B	34.055	32.476	22.630	34.829	11:44.893	6	1:53.071	32.413	31.884	21.960	26.814	19:12.633		
7	10:36.309	9:14.950	33.000	21.668	26.691	22:21.202	7	1:53.102	32.493	31.885	21.964	26.760	21:05.735		
8	1:51.082	31.785	31.329	21.412	26.556	24:12.284	8	1:52.795	32.361	31.894	21.826	26.714	22:58.530		
9	1:51.044	31.697	31.226	21.592	26.529	26:03.328	9	2:10.229B	38.880	33.708	22.855	34.786	25:08.759		
10	2:09.825B	37.888	33.317	23.457	35.163	28:13.153	10	11:42.577	...	34.747	24.442	33.503	36:51.336		
11	11:20.763	9:56.209	33.683	24.180	26.691	39:33.916	11	1:52.149	32.340	<b>31.475</b>	21.706	<b>26.628</b>	38:43.485		
12	1:50.720	31.664	<b>31.147</b>	21.460	<b>26.449</b>	41:24.636	12	<b>1:52.003</b>	<b>32.150</b>	31.491	<b>21.691</b>	26.671	40:35.488		
13	<b>1:50.683</b>	<b>31.571</b>	31.190	<b>21.340</b>	26.582	43:15.319	13	2:07.435B	34.934	33.755	23.111	35.635	42:42.923		
14	2:02.052	41.400	32.146	21.885	26.621	45:17.371									
<b>19</b>	<b>Alvaro Bautista</b> ESP														
	Aruba.It Racing - Ducati								Ducati Panigale V4R						



## World SBK

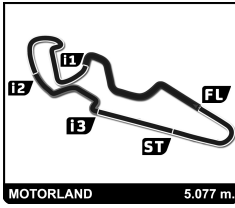
### DWO Supported Test Motorland

### Free Practice 6

## Sector Analysis

— Invalidated Lap    ■ Personal Best    ■ Session Best    B Crossing the pit lane

Lap	Time	Sector 1	Sector 2	Sector 3	Sector 4	Elapsed	Lap	Time	Sector 1	Sector 2	Sector 3	Sector 4	Elapsed
1	4:30.857	3:05.440	37.698	21.772	25.947	4:30.857	15	2:09.047 B	31.734	39.869	22.322	35.122	34:37.187
2	1:49.622	31.456	30.910	21.387	25.869	6:20.479	16	8:26.025	6:59.443	37.867	22.392	26.323	43:03.212
3	1:49.822	31.492	31.003	21.307	26.020	8:10.301	17	1:50.209	31.704	31.272	21.134	26.099	44:53.421
4	1:50.074	31.464	31.082	21.295	26.233	10:00.375	18	1:50.112	31.618	31.156	21.128	26.210	46:43.533
5	2:03.068 B	35.592	32.390	21.965	33.121	12:03.443	<b>23</b> Christophe Ponsson						FRA
6	4:18.473	2:59.669	31.322	21.420	26.062	16:21.916	Gil Motor Sport-Yamaha						Yamaha YZF R1
7	1:49.551	31.356	30.899	21.310	25.986	18:11.467	1	2:35.732	1:13.678	32.960	22.164	26.930	2:35.732
8	1:49.633	31.320	31.124	21.202	25.987	20:01.100	2	1:58.297	33.529	35.702	22.362	26.704	4:34.029
9	1:49.634	31.376	30.947	21.334	25.977	21:50.734	3	1:53.000	32.212	31.710	22.064	27.014	6:27.029
10	2:00.448 B	34.272	31.411	21.755	33.010	23:51.182	4	1:53.165	32.373	31.797	22.045	26.950	8:20.194
11	5:44.791	4:25.651	31.480	21.548	26.112	29:35.973	5	1:52.895	32.260	31.815	21.933	26.887	10:13.089
12	1:49.437	31.373	30.952	21.145	25.967	31:25.410	6	2:04.678 B	35.395	34.028	24.364	30.891	12:17.767
13	1:49.549	31.360	30.967	21.260	25.962	33:14.959	7	8:46.510	7:22.650	34.463	22.255	27.142	21:04.277
14	1:56.939 B	31.675	31.480	21.957	31.827	35:11.898	8	1:52.483	32.206	31.714	21.785	26.778	22:56.760
15	4:07.624	2:49.208	31.077	21.320	26.019	39:19.522	9	1:52.495	32.085	31.816	21.848	26.746	24:49.255
16	1:49.094	31.386	30.695	21.236	25.777	41:08.616	10	1:52.936	32.174	31.779	22.093	26.890	26:42.191
17	1:55.515 B	31.305	30.987	21.233	31.990	43:04.131	11	1:52.871	32.197	31.810	21.905	26.959	28:35.062
18	2:43.560	1:13.162	31.939	31.703	26.756	45:47.691	12	2:01.719 B	35.123	33.806	22.993	29.797	30:36.781
<b>21</b> Michael Rinaldi						ITA	<b>29</b> Luca Bernardi						SMR
Aruba.It Racing - Ducati						Ducati Panigale V4R	BARNI Spark Racing Team						Ducati Panigale V4R
1	8:03.328	6:43.199	31.731	21.981	26.417	8:03.328	1	5:45.304	4:21.141	33.591	23.863	26.709	5:45.304
2	1:51.065	31.890	31.204	21.594	26.377	9:54.393	2	1:52.257	32.318	31.509	21.814	26.616	7:37.561
3	1:50.973	31.705	31.422	21.451	26.395	11:45.366	3	1:53.037	32.300	31.753	22.115	26.869	9:30.598
4	1:51.104	31.752	31.277	21.509	26.566	13:36.470	4	1:59.545 B	32.402	31.745	22.101	33.297	11:30.143
5	1:51.463	32.000	31.412	21.444	26.607	15:27.933	5	6:45.388	5:20.332	36.435	22.123	26.498	18:15.531
6	1:51.499	31.941	31.389	21.493	26.676	17:19.432	6	1:51.777	32.112	31.415	21.642	26.608	20:07.308
7	1:51.243	31.892	31.375	21.522	26.454	19:10.675	7	1:52.711	32.279	31.775	21.916	26.741	22:00.019
8	1:51.164	31.901	31.383	21.432	26.448	21:01.839	8	1:52.772	32.432	31.747	21.767	26.826	23:52.791
9	1:50.881	31.823	31.262	21.414	26.382	22:52.720	9	2:15.659 B	37.843	37.974	26.219	33.623	26:08.450
10	1:50.979	31.829	31.311	21.365	26.474	24:43.699	10	5:13.452	3:49.988	34.059	22.460	26.945	31:21.902
11	1:50.806	31.836	31.240	21.420	26.310	26:34.505	11	1:52.318	32.532	31.562	21.786	26.438	33:14.220
12	1:50.902	31.814	31.249	21.453	26.386	28:25.407	12	1:51.900	32.213	31.512	21.771	26.404	35:06.120
13	2:05.957 B	34.553	34.004	23.235	34.165	30:31.364	13	1:52.346	32.294	31.637	21.863	26.552	36:58.466
14	5:18.665	3:58.595	31.918	21.660	26.492	35:50.029	14	2:01.836 B	33.345	34.625	22.684	31.182	39:00.302
15	1:51.464	32.063	31.354	21.411	26.636	37:41.493	15	6:46.397	5:21.440	34.194	23.084	27.679	45:46.699
16	1:51.151	31.933	31.321	21.440	26.457	39:32.644	<b>31</b> Garrett Gerloff						USA
17	2:04.024 B	35.910	32.060	21.947	34.107	41:36.668	GYTR GRT Yamaha WorldSBK Team						Yamaha YZF R1
18	2:23.622	1:00.391	34.179	22.255	26.797	44:00.290	1	2:03.467	42.915	32.252	21.964	26.336	2:03.467
19	2:13.090 B	33.737	32.234	33.474	33.645	46:13.380	2	1:50.029	31.633	31.128	21.179	26.089	3:53.496
<b>22</b> Alex Lowes						GBR	3	1:50.043	31.510	30.859	21.263	26.411	5:43.539
Kawasaki Racing Team WorldSBK						Kawasaki ZX-10RR	4	1:50.324	31.584	30.977	21.490	26.273	7:33.863
1	2:36.688	1:16.171	32.434	21.914	26.169	2:36.688	5	1:57.371 B	32.205	31.292	21.637	32.237	9:31.234
2	1:50.696	31.790	31.288	21.508	26.110	4:27.384	6	4:35.888	3:14.294	32.629	21.992	26.973	14:07.122
3	1:50.158	31.632	31.186	21.323	26.017	6:17.542	7	1:49.976	31.578	30.982	21.127	26.289	15:57.098
4	2:00.017	36.035	35.609	21.860	26.513	8:17.559	8	1:49.791	31.467	30.837	21.212	26.280	17:46.894
5	1:51.091	31.642	31.239	21.376	26.834	10:08.650	9	1:49.981	31.395	30.964	21.246	26.376	19:36.875
6	1:50.973	31.944	31.261	21.257	26.511	11:59.623	10	1:57.332 B	32.211	31.395	21.592	32.134	21:34.207
7	1:50.948	31.711	31.432	21.259	26.546	13:50.571	11	6:04.009	4:43.225	32.292	22.020	26.472	27:38.216
8	1:51.156	31.838	31.358	21.438	26.522	15:41.727	12	1:49.557	31.385	30.729	21.055	26.388	29:27.773
9	1:51.171	31.694	31.421	21.472	26.584	17:32.898							
10	1:51.028	31.798	31.333	21.450	26.447	19:23.926							
11	2:14.831 B	31.785	31.440	31.424	40.182	21:38.757							
12	7:08.390	5:47.517	32.216	22.054	26.603	28:47.147							
13	1:50.414	31.697	31.140	21.281	26.296	30:37.561							
14	1:50.579	31.678	31.218	21.335	26.348	32:28.140							



## World SBK

### DWO Supported Test Motorland

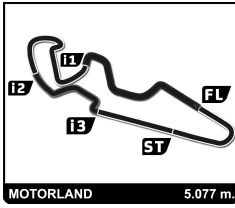
### Free Practice 6

## Sector Analysis

— Invalidated Lap    ■ Personal Best    ■ Session Best    B Crossing the pit lane

Lap	Time	Sector 1	Sector 2	Sector 3	Sector 4	Elapsed	Lap	Time	Sector 1	Sector 2	Sector 3	Sector 4	Elapsed
13	1:49.686	31.339	30.848	21.092	26.407	31:17.459	13	1:51.119	31.706	31.206	21.393	26.814	38:42.163
14	1:50.101	31.533	31.011	21.344	26.213	33:07.560	14	2:05.634 B	37.380	33.774	22.482	31.998	40:47.797
15	1:56.418 B	32.024	31.218	21.738	31.438	35:03.978	15	3:11.624	1:50.875	31.976	22.498	26.275	43:59.421
16	4:36.410	3:16.254	32.131	21.705	26.320	39:40.388							
17	1:49.235	31.369	30.704	21.173	25.989	41:29.623							
18	1:50.592	31.938	31.142	21.258	26.254	43:20.215							
19	1:50.259	31.578	31.115	21.124	26.442	45:10.474							
<b>35 Hafizh Syahrin</b> MYS							<b>45 Scott Redding</b> GBR						
MIE Racing Honda Team							BMW Motorrad WorldSBK Team						
Honda CBR1000 RR-R							BMW M1000RR						
1	2:56.138 B	1:21.384	36.727	24.226	33.801	2:56.138	1	3:41.753	2:18.677	33.041	23.869	26.166	3:41.753
2	6:23.582	4:59.888	33.971	22.689	27.034	9:19.720	2	1:50.376	31.689	31.168	21.308	26.211	5:32.129
3	1:53.661	32.749	32.097	21.976	26.839	11:13.381	3	1:50.926	31.704	31.370	21.446	26.406	7:23.055
4	1:52.743	32.473	31.672	21.744	26.854	13:06.124	4	2:39.744 B	1:03.304	37.797	25.358	33.285	10:02.799
5	1:53.069	32.341	31.844	21.843	27.041	14:59.193	5	20:48.490 B	...	32.308	21.985	29.652	30:51.289
6	2:15.354 B	42.469	34.730	23.986	34.169	17:14.547	6	3:36.177	2:13.563	34.300	21.829	26.485	34:27.466
7	10:57.375	9:34.521	33.346	22.646	26.862	28:11.922	7	1:50.483	31.668	31.031	21.418	26.366	36:17.949
8	1:52.404	32.413	31.612	21.678	26.701	30:04.326	8	2:06.749 B	32.164	33.812	30.094	30.679	38:24.698
9	1:52.407	32.343	31.679	21.645	26.740	31:56.733	9	3:18.535	1:54.951	33.485	21.708	28.391	41:43.233
10	2:05.919 B	35.937	34.465	22.101	33.416	34:02.652	10	1:50.104	31.658	30.991	21.260	26.195	43:33.337
11	6:45.166	5:22.748	33.378	22.140	26.900	40:47.818	11	2:06.105 B	35.271	36.638	22.261	31.935	45:39.442
12	1:52.312	32.407	31.586	21.695	26.624	42:40.130							
13	1:52.349	32.186	31.648	21.620	26.895	44:32.479							
14	1:59.959	32.407	34.203	24.433	28.916	46:32.438							
<b>37 Iliia Mykhalchyk</b> UKR							<b>47 Axel Bassani</b> ITA						
BMW Motorrad WorldSBK Team							Motocorsa Racing						
BMW M1000RR							Ducati Panigale V4R						
1	10:53.535	9:30.477	33.362	22.699	26.997	10:53.535	1	7:44.514	6:24.429	31.866	22.007	26.212	7:44.514
2	1:52.152	32.102	31.730	21.779	26.541	12:45.687	2	1:51.131	32.042	31.264	21.684	26.141	9:35.645
3	1:54.617	33.166	32.103	21.994	27.354	14:40.304	3	1:51.390	31.865	31.415	21.869	26.241	11:27.035
4	1:51.367	31.881	31.561	21.423	26.502	16:31.671	4	1:51.405	31.973	31.381	21.676	26.375	13:18.440
5	1:51.426	31.766	31.563	21.568	26.529	18:23.097	5	1:51.674	32.144	31.458	21.663	26.409	15:10.114
6	1:51.332	31.834	31.664	21.499	26.335	20:14.429	6	2:06.666 B	36.730	33.846	23.090	33.000	17:16.780
7	2:01.243 B	33.154	32.606	22.129	33.354	22:15.672	7	6:15.080	4:54.109	32.449	22.026	26.496	23:31.860
8	8:37.052	7:16.406	32.377	21.998	26.271	30:52.724	8	1:50.976	31.912	31.277	21.589	26.198	25:22.836
9	1:50.673	31.701	31.340	21.526	26.106	32:43.397	9	1:50.856	31.763	31.192	21.529	26.372	27:13.692
10	2:00.626 B	33.801	32.104	22.412	32.309	34:44.023	10	1:51.381	31.826	31.599	21.673	26.283	29:05.073
11	2:48.948	1:28.395	32.033	22.091	26.429	37:32.971	11	1:51.915	32.108	31.681	21.832	26.294	30:56.988
12	1:50.498	31.664	31.300	21.338	26.196	39:23.469	12	2:10.620 B	38.545	35.758	23.245	33.072	33:07.608
13	1:58.094 B	31.855	32.109	21.740	32.390	41:21.563	13	8:21.796	7:00.307	33.041	22.092	26.356	41:29.404
14	2:40.645	1:09.683	37.332	25.698	27.932	44:02.208	14	1:51.719	31.943	31.772	21.819	26.185	43:21.123
15	1:58.056	34.462	33.265	22.758	27.571	46:00.264	15	1:51.428	32.050	31.381	21.763	26.234	45:12.551
<b>44 Lucas Mahias</b> FRA							<b>50 Eugene Laverty</b> IRL						
Kawasaki Puccetti Racing							Bonovo Action BMW						
Kawasaki ZX-10RR							BMW M1000RR						
1	4:33.278	3:05.218	39.785	21.857	26.418	4:33.278	1	1:51.676	30.977	32.103	22.004	26.592	1:51.676
2	1:51.181	31.787	31.304	21.689	26.401	6:24.459	2	1:51.444	31.896	31.506	21.649	26.393	3:43.120
3	1:51.722	31.928	31.372	21.662	26.760	8:16.181	3	1:51.411	31.970	31.628	21.562	26.251	5:34.531
4	2:09.762 B	32.000	43.463	22.164	32.135	10:25.943	4	2:02.233 B	33.744	32.544	22.328	33.617	7:36.764
5	7:00.734	5:40.870	31.559	21.627	26.678	17:26.677	5	5:34.546	4:13.136	32.424	21.973	27.013	13:11.310
6	1:51.523	31.998	31.328	21.609	26.588	19:18.200	6	1:51.210	31.923	31.326	21.462	26.499	15:02.520
7	1:51.620	31.846	31.546	21.541	26.687	21:09.820	7	1:51.435	31.964	31.447	21.555	26.469	16:53.955
8	1:51.765	31.989	31.276	21.747	26.753	23:01.585	8	1:51.489	32.019	31.396	21.608	26.466	18:45.444
9	1:51.905	32.037	31.588	21.706	26.574	24:53.490	9	2:00.282 B	33.218	31.981	22.205	32.878	20:45.726
10	2:05.551 B	31.892	31.465	29.598	32.596	26:59.041	10	9:26.801	8:06.183	32.520	21.748	26.350	30:12.527
11	8:00.965	6:41.528	31.193	21.832	26.412	35:00.006	11	1:50.638	31.799	31.225	21.439	26.175	32:03.165
12	1:51.038	31.649	31.232	21.425	26.732	36:51.044	12	1:50.961	31.824	31.445	21.438	26.254	33:54.126
							13	1:51.213	31.895	31.370	21.559	26.389	35:45.339
							14	1:51.217	31.960	31.449	21.583	26.225	37:36.556
							15	1:51.357	31.951	31.532	21.528	26.346	39:27.913
							16	1:51.618	32.113	31.579	21.611	26.315	41:19.531
							17	1:51.868	32.251	31.580	21.665	26.372	43:11.399
							18	1:51.975	32.189	31.666	21.710	26.410	45:03.374





## World SBK

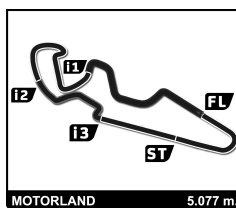
### DWO Supported Test Motorland

### Free Practice 6

### Sector Analysis

— Invalidated Lap    ■ Personal Best    ■ Session Best    B Crossing the pit lane

Lap	Time	Sector 1	Sector 2	Sector 3	Sector 4	Elapsed	Lap	Time	Sector 1	Sector 2	Sector 3	Sector 4	Elapsed
<b>52</b> Oliver Konig CZE													
Orelac Racing Verdnatura Kawasaki ZX-10RR													
1	2:16.682	54.524	32.918	22.436	26.804	2:16.682	12	2:05.581 B	34.076	34.650	24.072	32.783	22:16.227
2	1:53.641	32.639	32.069	22.124	26.809	4:10.323	13	7:03.557 B	5:39.248	31.305	21.349	31.655	29:19.784
3	1:53.708	32.842	31.930	22.065	26.871	6:04.031	14	4:22.981	3:03.885	31.468	21.525	26.103	33:42.765
4	1:53.637	32.775	31.937	22.056	26.869	7:57.668	15	1:48.714	31.157	30.517	21.064	25.976	35:31.479
5	2:00.873 B	32.666	32.413	22.227	33.567	9:58.541	16	1:55.157 B	31.512	31.309	21.359	30.977	37:26.636
6	6:03.560	4:42.023	32.379	22.231	26.927	16:02.101	17	3:43.237	2:22.265	33.743	21.263	25.966	41:09.873
7	1:52.767	32.470	31.682	21.930	26.685	17:54.868	18	1:48.727	31.093	30.624	20.939	26.071	42:58.600
8	1:53.376	32.375	31.893	22.181	26.927	19:48.244	19	1:55.362 B	31.662	31.197	21.318	31.185	44:53.962
9	2:00.152 B	32.676	32.024	22.215	33.237	21:48.396							
10	5:25.790	4:01.836	33.538	22.561	27.855	27:14.186							
11	1:52.729	32.419	31.828	21.779	26.703	29:06.915							
12	1:57.449	32.432	32.296	25.017	27.704	31:04.364							
13	2:01.326 B	32.540	32.445	22.533	33.808	33:05.690							
14	5:52.694	4:26.593	34.546	23.446	28.109	38:58.384							
15	1:52.959	32.484	31.825	21.894	26.756	40:51.343							
16	1:52.755	32.450	31.765	21.808	26.732	42:44.098							
17	1:53.101	32.457	31.869	21.969	26.806	44:37.199							
18	1:54.598	32.609	32.250	22.483	27.256	46:31.797							
<b>55</b> Andrea Locatelli ITA													
Pata Yamaha with Brixx WorldSBK Yamaha YZF R1													
1	2:40.740	1:13.863	38.647	21.973	26.257	2:40.740							
2	1:50.722	31.542	31.210	21.690	26.280	4:31.462							
3	1:49.831	31.466	31.074	21.247	26.044	6:21.293							
4	1:50.237	31.445	31.128	21.421	26.243	8:11.530							
5	1:50.323	31.505	31.181	21.392	26.245	10:01.853							
6	1:50.598	31.679	31.144	21.352	26.423	11:52.451							
7	1:50.689	31.578	31.280	21.361	26.470	13:43.140							
8	1:50.725	31.574	31.340	21.378	26.433	15:33.865							
9	1:50.676	31.636	31.277	21.381	26.382	17:24.541							
10	1:50.994	31.652	31.342	21.518	26.482	19:15.535							
11	1:50.737	31.664	31.294	21.458	26.321	21:06.272							
12	2:08.893 B	38.863	33.481	22.876	33.673	23:15.165							
13	6:42.125	5:22.223	31.790	21.686	26.426	29:57.290							
14	1:50.147	31.470	31.184	21.258	26.235	31:47.437							
15	1:50.305	31.481	31.204	21.367	26.253	33:37.742							
16	2:20.407 B	33.424	32.338	37.190	37.455	35:58.149							
17	6:22.893	5:01.326	32.702	22.444	26.421	42:21.042							
18	1:49.909	31.354	31.105	21.261	26.189	44:10.951							
19	1:57.332	31.473	31.319	27.427	27.113	46:08.283							
<b>76</b> Loris Baz FRA													
Bonovo Action BMW BMW M1000RR													
1	1:51.256	30.710	32.168	21.848	26.530	1:51.256							
2	1:49.943	31.634	30.916	21.213	26.180	3:41.199							
3	1:50.295	31.522	30.970	21.367	26.436	5:31.494							
4	1:50.755	31.720	31.125	21.480	26.430	7:22.249							
5	1:50.852	31.731	31.264	21.380	26.477	9:13.101							
6	1:51.258	31.744	31.343	21.559	26.612	11:04.359							
7	1:51.166	31.777	31.394	21.457	26.538	12:55.525							
8	1:51.421	31.789	31.329	21.613	26.690	14:46.946							
9	1:51.620	31.960	31.394	21.570	26.696	16:38.566							
10	1:51.605	31.973	31.375	21.616	26.641	18:30.171							
11	1:51.553	31.984	31.326	21.671	26.572	20:21.724							
12	1:51.320	31.878	31.421	21.551	26.470	22:13.044							
13	1:51.218	31.765	31.479	21.510	26.464	24:04.262							
14	1:51.709	31.924	31.446	21.720	26.619	25:55.971							
15	1:51.826	31.973	31.507	21.661	26.685	27:47.797							
16	1:51.768	31.934	31.417	21.685	26.732	29:39.565							
17	2:08.999 B	37.601	35.149	24.155	32.094	31:48.564							
18	8:23.729	7:04.333	31.499	21.407	26.490	40:12.293							
19	1:50.525	31.727	31.112	21.275	26.411	42:02.818							
20	1:51.184	31.884	31.259	21.537	26.504	43:54.002							
21	1:52.435	32.108	31.612	21.714	27.001	45:46.437							
<b>84</b> Loris Cressson BEL													
TPR Team Pedercini Racing Kawasaki ZX-10RR													
1	2:09.581	48.094	32.484	22.200	26.803	2:09.581							
2	1:53.554	32.424	32.057	22.188	26.885	4:03.135							
3	1:53.550	32.454	32.093	22.168	26.835	5:56.685							
4	1:53.822	32.614	32.089	22.202	26.917	7:50.507							
5	1:53.921	32.619	32.232	22.076	26.994	9:44.428							
6	2:09.013 B	38.730	34.988	22.868	32.427	11:53.441							
7	16:42.233	...	33.764	22.061	26.873	28:35.674							
8	1:53.534	32.473	31.990	22.087	26.984	30:29.208							
9	2:01.032	37.205	34.612	22.295	26.920	32:30.240							
10	1:53.962	32.590	32.046	22.310	27.016	34:24.202							
11	1:53.762	32.545	32.017	22.213	26.987	36:17.964							
12	2:03.683 B	32.672	35.355	23.244	32.412	38:21.647							
13	3:29.623	2:04.690	33.254	24.713	26.966	41:51.270							
14	1:54.213	32.774	32.142	22.199	27.098	43:45.483							
15	2:02.668	32.592	32.333	30.708	27.035	45:48.151							
<b>97</b> Xavi Vierge ESP													
Team HRC Honda CBR1000 RR-R													
1	2:34.415	1:13.000	33.033	21.934	26.448	2:34.415							
2	1:51.303	31.916	31.620	21.539	26.228	4:25.718							
3	1:51.157	31.867	31.449	21.585	26.256	6:16.875							
4	1:50.979	31.709	31.391	21.649	26.230	8:07.854							



## World SBK

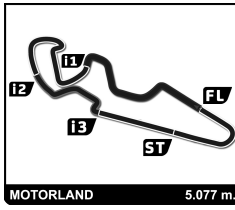
### DWO Supported Test Motorland

### Free Practice 6

## Sector Analysis

— Invalidated Lap    ■ Personal Best    ■ Session Best    B Crossing the pit lane

Lap	Time	Sector 1	Sector 2	Sector 3	Sector 4	Elapsed	Lap	Time	Sector 1	Sector 2	Sector 3	Sector 4	Elapsed
5	1:53.128	31.859	31.819	21.800	27.650	10:00.982							
6	2:13.468 <b>B</b>	38.462	36.846	23.421	34.739	12:14.450							
7	10:33.116	9:12.941	32.144	21.787	26.244	22:47.566							
8	1:50.556	31.605	31.349	21.418	26.184	24:38.122							
9	2:08.197	45.195	34.791	21.867	26.344	26:46.319							
10	1:51.137	31.775	31.394	21.561	26.407	28:37.456							
11	2:08.580 <b>B</b>	31.864	32.044	22.780	41.892	30:46.036							
12	7:16.070	5:56.512	31.818	21.581	<b>26.159</b>	38:02.106							
13	<b>1:50.010</b>	<b>31.394</b>	<b>31.218</b>	<b>21.201</b>	26.197	39:52.116							
14	1:50.307	31.485	31.252	21.406	26.164	41:42.423							
15	2:31.787	57.556	35.084	24.867	34.280	44:14.210							
16	2:31.848	51.368	44.153	24.119	32.208	46:46.058							



## World SBK

### DWO Supported Test Motorland

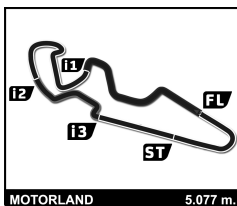
### Final Combined Day 1 + Day 2

## Classification

No	Rider	Nat	Team	Class	Time	Gap	Session
1	65 Jonathan Rea	GBR	Kawasaki Racing Team WorldSBK	WSBK	<b>1:48.714</b>		Free Practice 6
2	1 Toprak Razgatliouglu	TUR	Pata Yamaha with Brixx WorldSBK	WSBK	<b>1:49.068</b>	0.354	0.354 Free Practice 6
3	19 Alvaro Bautista	ESP	Aruba.It Racing - Ducati	WSBK	<b>1:49.094</b>	0.380	0.026 Free Practice 6
4	31 Garrett Gerloff	USA	GYTR GRT Yamaha WorldSBK Team	WSBK	<b>1:49.235</b>	0.521	0.141 Free Practice 6
5	76 Loris Baz	FRA	Bonovo Action BMW	WSBK	<b>1:49.383</b>	0.669	0.148 Free Practice 5
6	55 Andrea Locatelli	ITA	Pata Yamaha with Brixx WorldSBK	WSBK	<b>1:49.831</b>	1.117	0.448 Free Practice 6
7	21 Michael Rinaldi	ITA	Aruba.It Racing - Ducati	WSBK	<b>1:49.863</b>	1.149	0.032 Free Practice 5
8	7 Iker Lecuona	ESP	Team HRC	WSBK	<b>1:49.971</b>	1.257	0.108 Free Practice 6
9	97 Xavi Vierge	ESP	Team HRC	WSBK	<b>1:50.010</b>	1.296	0.039 Free Practice 6
10	5 Philipp Oettl	DEU	Team Goeleven	WSBK	<b>1:50.086</b>	1.372	0.076 Free Practice 6
11	45 Scott Redding	GBR	BMW Motorrad WorldSBK Team	WSBK	<b>1:50.104</b>	1.390	0.018 Free Practice 6
12	22 Alex Lowes	GBR	Kawasaki Racing Team WorldSBK	WSBK	<b>1:50.112</b>	1.398	0.008 Free Practice 6
13	50 Eugene Laverty	IRL	Bonovo Action BMW	WSBK	<b>1:50.446</b>	1.732	0.334 Free Practice 5
14	37 Ilia Mykhalchuk	UKR	BMW Motorrad WorldSBK Team	WSBK	<b>1:50.498</b>	1.784	0.052 Free Practice 6
15	3 Kohta Nozane	JPN	GYTR GRT Yamaha WorldSBK Team	WSBK	<b>1:50.520</b>	1.806	0.022 Free Practice 3
16	2 Roberto Tamburini	ITA	Yamaha Motocorsas WorldSBK Team	WSBK	<b>1:50.656</b>	1.942	0.136 Free Practice 6
17	47 Axel Bassani	ITA	Motocorsa Racing	WSBK	<b>1:50.856</b>	2.142	0.200 Free Practice 6
18	44 Lucas Mahias	FRA	Kawasaki Puccetti Racing	WSBK	<b>1:51.038</b>	2.324	0.182 Free Practice 6
19	29 Luca Bernardi	SMR	BARNI Spark Racing Team	WSBK	<b>1:51.738</b>	3.024	0.700 Free Practice 5
20	16 Gabriele Ruiu	ITA	Bmax Racing	WSBK	<b>1:52.003</b>	3.289	0.265 Free Practice 6
21	23 Christophe Ponsson	FRA	Gil Motor Sport-Yamaha	WSBK	<b>1:52.143</b>	3.429	0.140 Free Practice 6
22	35 Hafizh Syahrin	MYS	MIE Racing Honda Team	WSBK	<b>1:52.312</b>	3.598	0.169 Free Practice 6
23	52 Oliver Konig	CZE	Orelac Racing Verdnatura	WSBK	<b>1:52.729</b>	4.015	0.417 Free Practice 6
24	36 Leandro Mercado	ARG	MIE Racing Honda Team	WSBK	<b>1:53.046</b>	4.332	0.317 Free Practice 4
25	84 Loris Cresson	BEL	TPR Team Pedercini Racing	WSBK	<b>1:53.534</b>	4.820	0.488 Free Practice 6

Race Director:

Timekeeper:



## World SBK DWO Supported Test Motorland Combined Day 2 Classification

No	Rider	Nat	Team	Cl.	FP 4	FP 5	FP 6	Time	Gap
1	65 Jonathan Rea	GBR	Kawasaki Racing Team WorldSBK	WSBK	1:50.371	1:48.943	<b>1:48.714</b>	<b>1:48.714</b>	
2	1 Toprak Razgatliouglu	TUR	Pata Yamaha with Brixx WorldSBK	WSBK	1:50.952	1:49.268	<b>1:49.068</b>	<b>1:49.068</b>	0.354 0.354
3	19 Alvaro Bautista	ESP	Aruba.It Racing - Ducati	WSBK	1:50.097	1:49.644	<b>1:49.094</b>	<b>1:49.094</b>	0.380 0.026
4	31 Garrett Gerloff	USA	GYTR GRT Yamaha WorldSBK Team	WSBK	1:50.526	1:49.632	<b>1:49.235</b>	<b>1:49.235</b>	0.521 0.141
5	76 Loris Baz	FRA	Bonovo Action BMW	WSBK	1:51.614	<b>1:49.383</b>	1:49.943	<b>1:49.383</b>	0.669 0.148
6	55 Andrea Locatelli	ITA	Pata Yamaha with Brixx WorldSBK	WSBK	1:51.231	1:50.123	<b>1:49.831</b>	<b>1:49.831</b>	1.117 0.448
7	21 Michael Rinaldi	ITA	Aruba.It Racing - Ducati	WSBK	1:50.729	<b>1:49.863</b>	1:50.806	<b>1:49.863</b>	1.149 0.032
8	7 Iker Lecuona	ESP	Team HRC	WSBK		1:50.253	<b>1:49.971</b>	<b>1:49.971</b>	1.257 0.108
9	97 Xavi Vierge	ESP	Team HRC	WSBK		1:50.325	<b>1:50.010</b>	<b>1:50.010</b>	1.296 0.039
10	5 Philipp Oettl	DEU	Team Goeleven	WSBK	1:51.351	1:50.739	<b>1:50.086</b>	<b>1:50.086</b>	1.372 0.076
11	45 Scott Redding	GBR	BMW Motorrad WorldSBK Team	WSBK	1:51.882	1:50.872	<b>1:50.104</b>	<b>1:50.104</b>	1.390 0.018
12	22 Alex Lowes	GBR	Kawasaki Racing Team WorldSBK	WSBK	1:50.606	1:50.226	<b>1:50.112</b>	<b>1:50.112</b>	1.398 0.008
13	50 Eugene Laverty	IRL	Bonovo Action BMW	WSBK	1:51.907	<b>1:50.446</b>	1:50.638	<b>1:50.446</b>	1.732 0.334
14	37 Iliia Mykhalchuk	UKR	BMW Motorrad WorldSBK Team	WSBK	1:52.361	1:51.032	<b>1:50.498</b>	<b>1:50.498</b>	1.784 0.052
15	2 Roberto Tamburini	ITA	Yamaha Motox Racing WorldSBK Team	WSBK	1:52.724	1:51.071	<b>1:50.656</b>	<b>1:50.656</b>	1.942 0.158
16	3 Kohta Nozane	JPN	GYTR GRT Yamaha WorldSBK Team	WSBK	1:52.090	1:51.045	<b>1:50.683</b>	<b>1:50.683</b>	1.969 0.027
17	47 Axel Bassani	ITA	Motocorsa Racing	WSBK	1:51.805	1:51.064	<b>1:50.856</b>	<b>1:50.856</b>	2.142 0.173
18	44 Lucas Mahias	FRA	Kawasaki Puccetti Racing	WSBK	1:51.788	1:51.162	<b>1:51.038</b>	<b>1:51.038</b>	2.324 0.182
19	29 Luca Bernardi	SMR	BARNI Spark Racing Team	WSBK			<b>1:51.738</b>	<b>1:51.738</b>	3.024 0.700
20	16 Gabriele Ruij	ITA	Bmax Racing	WSBK	1:54.994	1:53.543	<b>1:52.003</b>	<b>1:52.003</b>	3.289 0.265
21	23 Christophe Ponsson	FRA	Gil Motor Sport-Yamaha	WSBK		1:52.800	<b>1:52.143</b>	<b>1:52.143</b>	3.429 0.140
22	35 Hafizh Syahrin	MYS	MIE Racing Honda Team	WSBK	1:53.745	1:52.957	<b>1:52.312</b>	<b>1:52.312</b>	3.598 0.169
23	52 Oliver Konig	CZE	Orelac Racing Verdnatura	WSBK	1:54.355	1:53.618	<b>1:52.729</b>	<b>1:52.729</b>	4.015 0.417
24	36 Leandro Mercado	ARG	MIE Racing Honda Team	WSBK	<b>1:53.046</b>			<b>1:53.046</b>	4.332 0.317
25	84 Loris Cresson	BEL	TPR Team Pedercini Racing	WSBK	1:54.524	1:53.871	<b>1:53.534</b>	<b>1:53.534</b>	4.820 0.488

Race Director:	Timekeeper:
----------------	-------------