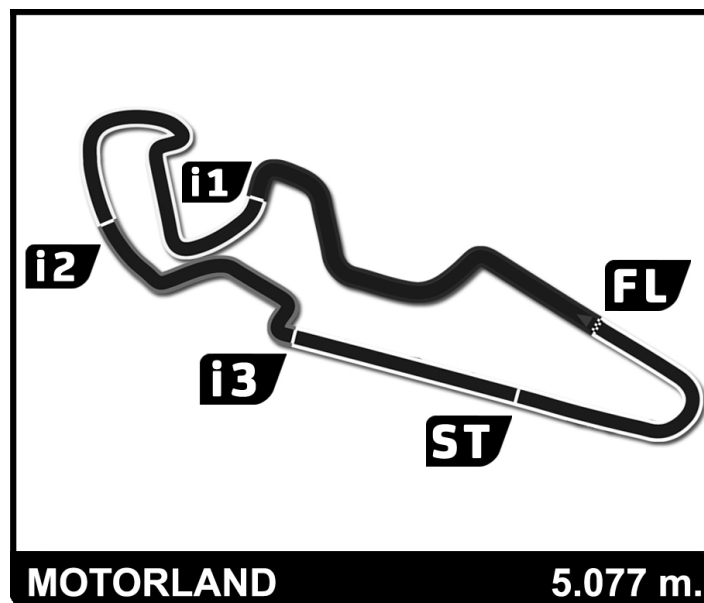
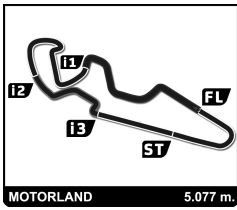


DWO Supported Test Motorland

World SSP
Results Booklet





World SSP

DWO Supported Test Motorland

Free Practice 1

Classification

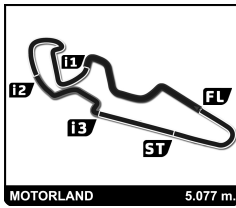
No	Rider	Nat	Team	Bike	Tires	Cl.	Time	Lap Total	Gap	Kph
1	38 Hannes Soomer	EST	Dynavolt Triumph	Triumph Street Triple RS	WSSP		1:57.386	11 11	- -	155.7
2	24 Leonardo Taccini	ITA	Ten Kate Racing Yamaha	Yamaha YZF R6	WSSP		1:58.215	6 6	+0.829 +0.829	154.6
3	28 Glenn van Straalen	NLD	EAB Racing Team	Yamaha YZF R6	WSSP		1:58.710	2 5	+1.324 +0.495	154.0
4	3 Raffaele De Rosa	ITA	Orelac Racing Verdmaturo WorldSSP	Ducati Panigale V2	WSSP		1:58.843	8 8	+1.457 +0.133	153.8
5	17 Kyle Smith	GBR	VFT Racing	Yamaha YZF R6	WSSP		1:59.045	4 8	+1.659 +0.202	153.5
6	64 Federico Caricasulo	ITA	Althea Racing	Ducati Panigale V2	WSSP		2:01.853	3 3	+4.467 +2.808	150.0
7	73 Maximilian Kofler	AUT	CM Racing	Ducati Panigale V2	WSSP		2:02.468	5 6	+5.082 +0.615	149.2
8	12 Filippo Fuligni	ITA	D34G Racing	Ducati Panigale V2	WSSP		2:02.545	5 5	+5.159 +0.077	149.1
9	15 Eugene McManus	IRL	Motozoo Racing by Puccetti	Kawasaki ZX-6R	WSSP		2:04.320	7 7	+6.934 +1.775	147.0
10	54 Bahattin Sofuoğlu	TUR	MV Agusta Reparto Corse	MV Agusta F3 800 RR	WSSP		2:05.443	4 6	+8.057 +1.123	145.7
11	88 Alessandro Zetti	ITA	Kallio Racing	Yamaha YZF R6	WSSP		2:05.563	6 6	+8.177 +0.120	145.6
12	62 Stefano Manzi	ITA	Dynavolt Triumph	Triumph Street Triple RS	WSSP		2:06.643	3 3	+9.257 +1.080	144.3
13	6 Jeffrey Buis	NLD	Motozoo Racing by Puccetti	Kawasaki ZX-6R	WSSP					
14	7 Lorenzo Baldassarri	ITA	Evan Bros. WorldSSP Yamaha Team	Yamaha YZF R6	WSSP					
15	10 Unai Orradre	ESP	MS Racing Yamaha WorldSSP	Yamaha YZF R6	WSSP					
16	11 Nicolo Bulega	ITA	Aruba.it Racing WorldSSP Team	Ducati Panigale V2	WSSP					
17	16 Jules Cluzel	FRA	GMT94 Yamaha	Yamaha YZF R6	WSSP			1		
18	22 Federico Fuligni	ITA	D34G Racing	Ducati Panigale V2	WSSP					
19	25 Marcel Brenner	CHE	VFT Racing	Yamaha YZF R6	WSSP			2		
20	32 Oliver Bayliss	AUS	BARNI Spark Racing Team	Ducati Panigale V2	WSSP			2		
21	50 Ondrej Vostatek	CZE	MS Racing Yamaha WorldSSP	Yamaha YZF R6	WSSP					
22	52 Patrick Hobelsberger	DEU	Kallio Racing	Yamaha YZF R6	WSSP			2		
23	55 Yari Montella	ITA	Kawasaki Puccetti Racing	Kawasaki ZX-6R	WSSP					
24	56 Peter Sebestyen	HUN	Evan Bros. WorldSSP Yamaha Team	Yamaha YZF R6	WSSP					
25	61 Can Oncu	TUR	Kawasaki Puccetti Racing	Kawasaki ZX-6R	WSSP					
26	66 Niki Tuuli	FIN	MV Agusta Reparto Corse	MV Agusta F3 800 RR	WSSP			1		
27	69 Thomas Booth-Amos	GBR	Prodina Racing WorldSSP	Kawasaki ZX-6R	WSSP					
28	77 Dominique Aegerter	CHE	Ten Kate Racing Yamaha	Yamaha YZF R6	WSSP					
29	94 Andy Verdoia	FRA	GMT94 Yamaha	Yamaha YZF R6	WSSP					
30	99 Adrian Huertas	ESP	MTM Kawasaki	Kawasaki ZX-6R	WSSP			3		

Fastest Lap: Lap 11 | Hannes Soomer | 1:57.386 | 155.7 Kph

Published at:

Track Status: **DRY**

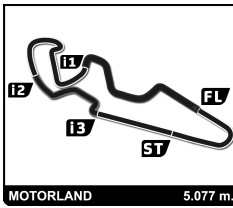
Race Director:	Timekeeper:
-----------------------	--------------------



World SSP
DWO Supported Test Motorland
Free Practice 1

Best Sector Times

Sector 1			Sector 2			Sector 3			Sector 4			Ideal Lap	Best Lap
Pos	No	Rider	Time	No	Rider	Time	No	Rider	Time	No	Rider		
1	38	H.Soomer	33.499	24	L.Taccini	32.865	38	H.Soomer	50.936	1	38	1:57.386	1:57.386 (1)
2	24	L.Taccini	33.574	38	H.Soomer	32.951	3	R.De Rosa	51.303	2	24	1:57.772	1:58.215 (2)
3	28	G.van Straalen	33.826	28	G.van Straalen	33.276	24	L.Taccini	51.333	3	3	1:58.705	1:58.843 (4)
4	17	K.Smith	33.850	3	R.De Rosa	33.399	28	G.van Straalen	51.608	4	28	1:58.710	1:58.710 (3)
5	3	R.De Rosa	34.003	17	K.Smith	33.438	17	K.Smith	51.754	5	17	1:59.042	1:59.045 (5)
6	73	M.Kofler	35.218	64	F.Caricasulo	33.900	64	F.Caricasulo	52.413	6	64	2:01.853	2:01.853 (6)
7	15	E.McManus	35.244	25	M.Brenner	34.197	73	M.Kofler	52.601	7	73	2:02.287	2:02.468 (7)
8	12	F.Fuligni	35.269	12	F.Fuligni	34.241	12	F.Fuligni	53.035	8	12	2:02.545	2:02.545 (8)
9	64	F.Caricasulo	35.540	73	M.Kofler	34.468	52	P.Hobelsberger	53.212	9	15	2:04.320	2:04.320 (9)
10	88	A.Zetti	35.999	54	B.Sofuoglu	34.785	25	M.Brenner	53.563	10	54	2:05.176	2:05.443 (10)
11	54	B.Sofuoglu	36.333	88	A.Zetti	35.097	15	E.McManus	53.697	11	88	2:05.563	2:05.563 (11)
12	62	S.Manzi	37.429	15	E.McManus	35.379	62	S.Manzi	53.771	12	62	2:06.643	2:06.643 (12)
13	32	O.Bayliss	37.538	52	P.Hobelsberger	35.403	54	B.Sofuoglu	54.058	13	32	2:13.293	



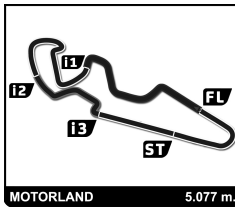
World SSP

DWO Supported Test Motorland

Free Practice 1

Best Top Speed

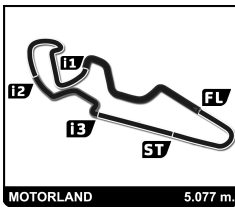
No Rider	Team	Class	Top 1		Top 2		Top 3		Top 4		Top 5		Avg
			Kph	Lap	Kph	Lap	Kph	Lap	Kph	Lap	Kph	Lap	
38 Hannes Soomer	Dynavolt Triumph	WSSP	269.3	11	268.7	6	266.7	10	266.7	5	266.7	4	267,6
54 Bahattin Sofuoglu	MV Agusta Reparto Corse	WSSP	268.7	5	267.3	1	266.7	4	263.4	2	263.4	3	265,9
73 Maximilian Kofler	CM Racing	WSSP	267.3	2	264.1	1	264.1	4	262.8	3	262.8	5	264,2
3 Raffaele De Rosa	Orelac Racing Verdnatura WorldSSP	WSSP	265.4	5	264.1	4	264.1	8	263.4	2	262.8	3	264,0
24 Leonardo Taccini	Ten Kate Racing Yamaha	WSSP	264.7	1	262.8	2	262.8	5	262.8	6	262.1	3	263,0
32 Oliver Bayliss	BARNI Spark Racing Team	WSSP	264.7	1	255.3	2							260,0
28 Glenn van Straalen	EAB Racing Team	WSSP	264.1	2	263.4	4	262.8	1	262.8	5	259.6	3	262,5
15 Eugene McManus	Motozoo Racing by Puccetti	WSSP	263.4	7	262.1	4	261.5	6	260.2	2	260.2	3	261,5
64 Federico Caricasulo	Althea Racing	WSSP	263.4	2	262.1	3	239.5	1					255,0
62 Stefano Manzi	Dynavolt Triumph	WSSP	263.4	2	263.4	3	259.6	1					262,1
52 Patrick Hobelsberger	Kallio Racing	WSSP	262.8	2	260.9	1							261,9
17 Kyle Smith	VFT Racing	WSSP	262.8	8	262.1	3	262.1	4	262.1	5	260.9	2	262,0
25 Marcel Brenner	VFT Racing	WSSP	262.1	2									262,1
12 Filippo Fuligni	D34G Racing	WSSP	262.1	4	261.5	5	260.9	2	260.2	1	258.4	3	260,6
88 Alessandro Zetti	Kallio Racing	WSSP	260.2	3	260.2	6	259.0	1	259.0	2	259.0	5	259,5
16 Jules Cluzel	GMT94 Yamaha	WSSP	259.0	1									259,0
66 Niki Tuuli	MV Agusta Reparto Corse	WSSP	259.0	1									259,0
99 Adrian Huertas	MTM Kawasaki	WSSP	182.4	2	133.7	1							158,1
77 Dominique Aegerter	Ten Kate Racing Yamaha	WSSP											
55 Yari Montella	Kawasaki Puccetti Racing	WSSP											
61 Can Oncu	Kawasaki Puccetti Racing	WSSP											
7 Lorenzo Baldassarri	Evan Bros. WorldSSP Yamaha Team	WSSP											
56 Peter Sebestyen	Evan Bros. WorldSSP Yamaha Team	WSSP											
94 Andy Verdoia	GMT94 Yamaha	WSSP											
10 Unai Orradre	MS Racing Yamaha WorldSSP	WSSP											
50 Ondrej Vostatek	MS Racing Yamaha WorldSSP	WSSP											
6 Jeffrey Buis	Motozoo Racing by Puccetti	WSSP											
11 Nicolo Bulega	Aruba.it Racing WorldSSP Team	WSSP											
22 Federico Fuligni	D34G Racing	WSSP											
69 Thomas Booth-Amos	Prodina Racing WorldSSP	WSSP											



World SSP
DWO Supported Test Motorland
Free Practice 1

Fastest Lap Sequence

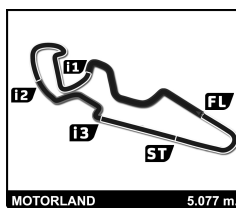
Elapsed	No Rider	Team	Bike	Class	Time	Kph	Lap
5:04.817	17 Kyle Smith	VFT Racing	Yamaha YZF R6	WSSP	2:03.388	148.1	2
7:04.958	17 Kyle Smith	VFT Racing	Yamaha YZF R6	WSSP	2:00.141	152.1	3
8:06.807	28 Glenn van Straalen	EAB Racing Team	Yamaha YZF R6	WSSP	1:58.710	154.0	2
25:44.169	38 Hannes Soomer	Dynavolt Triumph	Triumph Street Triple RS	WSSP	1:58.526	154.2	5
27:42.117	38 Hannes Soomer	Dynavolt Triumph	Triumph Street Triple RS	WSSP	1:57.948	155.0	6
45:39.824	38 Hannes Soomer	Dynavolt Triumph	Triumph Street Triple RS	WSSP	1:57.386	155.7	11



World SSP DWO Supported Test Motorland Free Practice 1 Sector Analysis

— Invalidated Lap ■ Personal Best ■ Session Best B Crossing the pit lane

Lap	Time	Sector 1	Sector 2	Sector 3	Sector 4	Elapsed	Lap	Time	Sector 1	Sector 2	Sector 3	Sector 4	Elapsed	
3	Raffaele De Rosa ITA						Orelac Racing Verdnatura WorldSSP Ducati Panigale V2	1	10:45.404	B	1:16.107	34.424	8:54.873	10:45.404
	2	33:21.864	...	34.197	53.563	44:07.268								
	1	15:46.734	...	36.000	54.779	15:46.734								
	2	2:02.967	35.481	34.429	53.057	17:49.701								
	3	2:00.599	34.649	33.750	52.200	19:50.300								
	4	1:59.318	34.186	33.452	51.680	21:49.618								
	5	1:59.010	34.003	33.399	51.608	23:48.628								
	6	2:07.744	B	34.825	34.417	58.502		25:56.372						
	7	18:42.622	...	34.568	52.507	44:38.994								
8	1:58.843	34.019	33.521	51.303	46:37.837									
12	Filippo Fuligni ITA						D34G Racing Ducati Panigale V2	1	26:18.220	...	37.422	55.003	26:18.220	
	2	2:07.358	37.211	35.698	54.449	28:25.578								
	3	2:09.096	B	35.628	34.379	59.089		30:34.674						
	4	13:40.482	...	35.201	54.304	44:15.156								
	5	2:02.545	35.269	34.241	53.035	46:17.701								
	15	Eugene McManus IRL						Motozoo Racing by Puccetti Kawasaki ZX-6R	1	15:14.745	B	...	38.622	1:06.398
2		3:28.801	1:52.975	38.710	57.116	18:43.546								
3		2:08.413	36.922	36.232	55.259	20:51.959								
4		2:06.850	36.188	35.821	54.841	22:58.809								
5		2:19.765	B	38.676	38.117	1:02.972	25:18.574							
6		19:02.153	...	36.734	54.930	44:20.727								
7		2:04.320	35.244	35.379	53.697	46:25.047								
16		Jules Cluzel FRA							GMT94 Yamaha Yamaha YZF R6	1	46:12.466	B	...	36.874
	17	Kyle Smith GBR						VFT Racing Yamaha YZF R6		1	3:01.429	1:30.079	36.398	54.952
2		2:03.388	35.432	35.102	52.854	5:04.817								
3		2:00.141	34.476	33.528	52.137	7:04.958								
4		1:59.045	33.853	33.438	51.754	9:04.003								
5		2:01.877	35.787	34.025	52.065	11:05.880								
6		2:10.376	B	33.850	34.404	1:02.122	13:16.256							
7		30:21.646	...	34.376	52.290	43:37.902								
8		1:59.957	33.919	34.246	51.792	45:37.859								
24		Leonardo Taccini ITA							Ten Kate Racing Yamaha Yamaha YZF R6	1	28:25.995	...	33.948	52.073
	2	1:59.204	34.254	33.170	51.780	30:25.199								
	3	1:58.514	33.886	33.215	51.413	32:23.713								
	4	2:06.551	B	33.574	32.865	1:00.112	34:30.264							
	5	9:30.111	8:04.650	33.733	51.728	44:00.375								
	6	1:58.215	33.715	33.167	51.333	45:58.590								
	25	Marcel Brenner CHE						VFT Racing Yamaha YZF R6		1	34:34.071	B	...	36.404
2		9:13.662	7:44.261	35.080	54.321	43:47.733								
3	2:01.853	35.540	33.900	52.413	45:49.586									
28	Glenn van Straalen NLD						EAB Racing Team Yamaha YZF R6	1	6:08.097	4:40.271	34.967	52.859	6:08.097	
	2	1:58.710	33.826	33.276	51.608	8:06.807								
	3	2:06.345	B	34.759	33.436	58.150		10:13.152						
	4	2:18.054	...	33.873	52.114	31:31.206								
	5	1:59.903	34.205	33.419	52.279	33:31.109								
	32	Oliver Bayliss AUS						BARNI Spark Racing Team Ducati Panigale V2	1	31:59.386	...	37.655	58.100	31:59.386
2		2:20.437	B	37.538	37.901	1:04.998	34:19.823							
38		Hannes Soomer EST							Dynavolt Triumph Triumph Street Triple RS	1	5:32.367	4:03.114	35.824	53.429
	2	2:44.673	B	36.732	36.667	1:31.274	8:17.040							
	3	13:28.586	...	35.622	52.755	21:45.626								
	4	2:00.017	34.273	33.817	51.927	23:45.643								
	5	1:58.526	33.728	33.230	51.568	25:44.169								
	6	1:57.948	33.604	32.994	51.350	27:42.117								
	7	1:58.247	33.791	33.234	51.222	29:40.364								
	8	1:58.333	33.532	33.270	51.531	31:38.697								
	9	2:06.054	B	34.284	34.242	57.528	33:44.751							
	10	9:57.687	8:32.160	33.945	51.582	43:42.438								
	11	1:57.386	33.499	32.951	50.936	45:39.824								
	52	Patrick Hobelsberger DEU						Kallio Racing Yamaha YZF R6		1	6:28.852	B	4:51.034	37.235
2		39:08.375	...	35.403	53.212	45:37.227								
54		Bahattin Sofuoglu TUR							MV Agusta Reparto Corse MV Agusta F3 800 RR	1	12:55.253	...	39.791	57.431
	2	2:18.545	B	37.809	37.373	1:03.363	15:13.798							
	3	16:15.667	...	37.934	56.585	31:29.465								
	4	2:05.443	36.333	34.785	54.325	33:34.908								
	5	2:19.958	B	38.706	36.337	1:04.915	35:54.866							
	6	9:45.963	8:15.477	36.428	54.058	45:40.829								
	62	Stefano Manzi ITA						Dynavolt Triumph Triumph Street Triple RS		1	19:42.799	B	...	38.195
2		24:04.940	...	36.157	54.540	43:47.739								
3		2:06.643	37.429	35.443	53.771	45:54.382								
64		Federico Caricasulo ITA							Althea Racing Ducati Panigale V2	1	34:34.071	B	...	36.404
	2	9:13.662	7:44.261	35.080	54.321	43:47.733								
	3	2:01.853	35.540	33.900	52.413	45:49.586								



World SSP

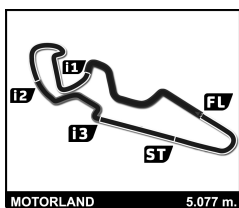
DWO Supported Test Motorland

Free Practice 1

Sector Analysis

— Invalidated Lap ■ Personal Best ■ Session Best **B** Crossing the pit lane

Lap	Time	Sector 1	Sector 2	Sector 3	Sector 4	Elapsed	Lap	Time	Sector 1	Sector 2	Sector 3	Sector 4	Elapsed
66	Niki Tuuli FIN												
	MV Agusta Reparto Corse							MV Agusta F3 800 RR					
1	45:35.152	...	36.537	54.542		45:35.152							
73	Maximilian Kofler AUT												
	CM Racing							Ducati Panigale V2					
1	10:48.893	9:16.844	36.803	55.246		10:48.893							
2	2:11.246 B	37.005	35.324	58.917		13:00.139							
3	15:45.546	...	35.455	54.203		28:45.685							
4	2:04.585	36.221	34.954	53.410		30:50.270							
5	2:02.468	35.399	34.468	52.601		32:52.738							
6	2:19.073 B	35.218	37.796	1:06.059		35:11.811							
88	Alessandro Zetti ITA												
	Kallio Racing							Yamaha YZF R6					
1	27:41.723	...	41.293	58.617		27:41.723							
2	2:09.694	37.397	36.642	55.655		29:51.417							
3	2:09.792	36.842	36.064	56.886		32:01.209							
4	2:26.389 B	37.384	38.821	1:10.184		34:27.598							
5	10:28.261	8:54.965	37.744	55.552		44:55.859							
6	2:05.563	35.999	35.097	54.467		47:01.422							
99	Adrian Huertas ESP												
	MTM Kawasaki							Kawasaki ZX-6R					
1	5:11.815 B	3:17.579	42.371	1:11.865		5:11.815							
2	9:15.902 B	7:19.691	46.941	1:09.270		14:27.717							
3	25:46.693 B					40:14.410							



World SSP DWO Supported Test Motorland Free Practice 2

Classification

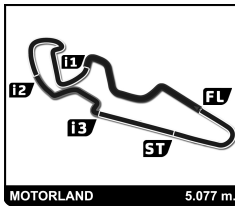
No	Rider	Nat	Team	Bike	Tires	Cl.	Time	Lap	Total	Gap	Kph	
1	77	Dominique Aegerter	CHE	Ten Kate Racing Yamaha	Yamaha	YZF R6	WSSP	1:54.550	16	16	-	159.6
2	11	Nicolo Bulega	ITA	Aruba.it Racing WorldSSP Team	Ducati	Panigale V2	WSSP	1:55.053	10	18	+0.503	158.9
3	7	Lorenzo Baldassarri	ITA	Evan Bros. WorldSSP Yamaha Team	Yamaha	YZF R6	WSSP	1:55.151	17	17	+0.601	158.7
4	28	Glenn van Straalen	NLD	EAB Racing Team	Yamaha	YZF R6	WSSP	1:55.271	13	14	+0.721	158.6
5	25	Marcel Brenner	CHE	VFT Racing	Yamaha	YZF R6	WSSP	1:55.588	15	16	+1.038	158.1
6	66	Niki Tuuli	FIN	MV Agusta Reparto Corse	MV Agusta	F3 800 RR	WSSP	1:55.651	15	17	+1.101	158.0
7	61	Can Oncu	TUR	Kawasaki Puccetti Racing	Kawasaki	ZX-6R	WSSP	1:55.792	2	7	+1.242	157.8
8	62	Stefano Manzi	ITA	Dynavolt Triumph	Triumph	Street Triple RS	WSSP	1:55.876	14	14	+1.326	157.7
9	24	Leonardo Taccini	ITA	Ten Kate Racing Yamaha	Yamaha	YZF R6	WSSP	1:56.021	10	17	+1.471	157.5
10	3	Raffaele De Rosa	ITA	Orelac Racing Verdunatura WorldSSP	Ducati	Panigale V2	WSSP	1:56.114	12	16	+1.564	157.4
11	55	Yari Montella	ITA	Kawasaki Puccetti Racing	Kawasaki	ZX-6R	WSSP	1:56.280	6	7	+1.730	157.2
12	64	Federico Caricasulo	ITA	Althea Racing	Ducati	Panigale V2	WSSP	1:56.319	13	16	+1.769	157.1
13	17	Kyle Smith	GBR	VFT Racing	Yamaha	YZF R6	WSSP	1:56.398	10	16	+1.848	157.0
14	52	Patrick Hobelsberger	DEU	Kallio Racing	Yamaha	YZF R6	WSSP	1:56.409	12	12	+1.859	157.0
15	94	Andy Verdoia	FRA	GMT94 Yamaha	Yamaha	YZF R6	WSSP	1:56.666	5	6	+2.116	156.7
16	38	Hannes Soomer	EST	Dynavolt Triumph	Triumph	Street Triple RS	WSSP	1:56.730	6	7	+2.180	156.6
17	50	Ondrej Vostatek	CZE	MS Racing Yamaha WorldSSP	Yamaha	YZF R6	WSSP	1:56.938	5	15	+2.388	156.3
18	69	Thomas Booth-Amos	GBR	Prodina Racing WorldSSP	Kawasaki	ZX-6R	WSSP	1:57.212	5	16	+2.662	155.9
19	56	Peter Sebestyen	HUN	Evan Bros. WorldSSP Yamaha Team	Yamaha	YZF R6	WSSP	1:57.299	15	16	+2.749	155.8
20	73	Maximilian Kofler	AUT	CM Racing	Ducati	Panigale V2	WSSP	1:57.338	13	14	+2.788	155.8
21	16	Jules Cluzel	FRA	GMT94 Yamaha	Yamaha	YZF R6	WSSP	1:57.472	3	6	+2.922	155.6
22	54	Bahattin Sofuoglu	TUR	MV Agusta Reparto Corse	MV Agusta	F3 800 RR	WSSP	1:57.669	19	20	+3.119	155.3
23	6	Jeffrey Buis	NLD	Motozoo Racing by Puccetti	Kawasaki	ZX-6R	WSSP	1:57.762	13	14	+3.212	155.2
24	15	Eugene McManus	IRL	Motozoo Racing by Puccetti	Kawasaki	ZX-6R	WSSP	1:57.855	16	16	+3.305	155.1
25	10	Unai Orradre	ESP	MS Racing Yamaha WorldSSP	Yamaha	YZF R6	WSSP	1:58.319	4	6	+3.769	154.5
26	32	Oliver Bayliss	AUS	BARNI Spark Racing Team	Ducati	Panigale V2	WSSP	1:58.775	13	14	+4.225	153.9
27	12	Filippo Fuligni	ITA	D34G Racing	Ducati	Panigale V2	WSSP	1:59.106	13	17	+4.556	153.5
28	22	Federico Fuligni	ITA	D34G Racing	Ducati	Panigale V2	WSSP	1:59.399	12	13	+4.849	153.1
29	88	Alessandro Zetti	ITA	Kallio Racing	Yamaha	YZF R6	WSSP	2:00.781	11	15	+6.231	151.3
30	99	Adrian Huertas	ESP	MTM Kawasaki	Kawasaki	ZX-6R	WSSP			3		

Fastest Lap: Lap 16 | Dominique Aegerter | 1:54.550 | 159.6 Kph

Published at:

Track Status: **DRY**

Race Director:	Timekeeper:
-----------------------	--------------------



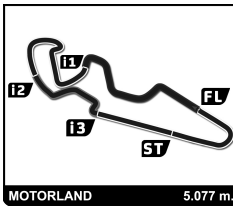
World SSP

DWO Supported Test Motorland

Free Practice 2

Best Sector Times

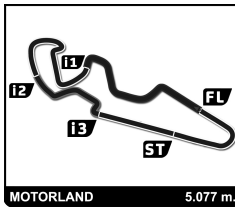
Sector 1			Sector 2			Sector 3			Sector 4			Pos	No	Ideal Lap	Best Lap
Pos	No	Rider	Time	No	Rider	Time	No	Rider	Time	No	Rider				
1	77	D.Aegerter	32.351	77	D.Aegerter	32.095	7	L.Baldassarri	49.944	1	77	1:54.444	1:54.550 (1)		
2	11	N.Bulega	32.688	11	N.Bulega	32.213	11	N.Bulega	49.953	2	11	1:54.854	1:55.053 (2)		
3	61	C.Oncu	32.694	28	G.van Straalen	32.216	77	D.Aegerter	49.998	3	7	1:55.121	1:55.151 (3)		
4	28	G.van Straalen	32.755	7	L.Baldassarri	32.265	28	G.van Straalen	50.255	4	28	1:55.226	1:55.271 (4)		
5	25	M.Brenner	32.759	25	M.Brenner	32.316	61	C.Oncu	50.282	5	61	1:55.422	1:55.792 (7)		
6	66	N.Tuuli	32.793	62	S.Manzi	32.326	66	N.Tuuli	50.419	6	25	1:55.535	1:55.588 (5)		
7	24	L.Taccini	32.835	66	N.Tuuli	32.334	3	R.De Rosa	50.433	7	66	1:55.546	1:55.651 (6)		
8	7	L.Baldassarri	32.912	61	C.Oncu	32.446	25	M.Brenner	50.460	8	3	1:55.846	1:56.114 (10)		
9	3	R.De Rosa	32.947	3	R.De Rosa	32.466	24	L.Taccini	50.525	9	62	1:55.876	1:55.876 (8)		
10	17	K.Smith	32.999	64	F.Caricasulo	32.522	62	S.Manzi	50.535	10	24	1:55.918	1:56.021 (9)		
11	62	S.Manzi	33.015	24	L.Taccini	32.558	64	F.Caricasulo	50.601	11	64	1:56.245	1:56.319 (12)		
12	55	Y.Montella	33.032	52	P.Hobelsberger	32.593	55	Y.Montella	50.608	12	55	1:56.280	1:56.280 (11)		
13	94	A.Verdoia	33.067	16	J.Cluzel	32.609	17	K.Smith	50.627	13	17	1:56.332	1:56.398 (13)		
14	64	F.Caricasulo	33.122	55	Y.Montella	32.640	38	H.Soomer	50.641	14	52	1:56.409	1:56.409 (14)		
15	52	P.Hobelsberger	33.142	69	T.Booth-Amos	32.647	52	P.Hobelsberger	50.674	15	94	1:56.635	1:56.666 (15)		
16	50	O.Vostatek	33.198	94	A.Verdoia	32.695	73	M.Kofler	50.793	16	38	1:56.659	1:56.730 (16)		
17	38	H.Soomer	33.256	17	K.Smith	32.706	10	U.Orradre	50.855	17	69	1:56.900	1:57.212 (18)		
18	15	E.McManus	33.285	10	U.Orradre	32.752	94	A.Verdoia	50.873	18	50	1:56.938	1:56.938 (17)		
19	69	T.Booth-Amos	33.362	50	O.Vostatek	32.760	56	P.Sebestyen	50.875	19	16	1:56.961	1:57.472 (21)		
20	56	P.Sebestyen	33.444	38	H.Soomer	32.762	16	J.Cluzel	50.881	20	10	1:57.258	1:58.319 (25)		
21	16	J.Cluzel	33.471	56	P.Sebestyen	32.960	69	T.Booth-Amos	50.891	21	56	1:57.279	1:57.299 (19)		
22	54	B.Sofuoglu	33.542	73	M.Kofler	32.996	6	J.Buis	50.892	22	73	1:57.338	1:57.338 (20)		
23	73	M.Kofler	33.549	6	J.Buis	33.052	54	B.Sofuoglu	50.938	23	6	1:57.552	1:57.762 (23)		
24	6	J.Buis	33.608	54	B.Sofuoglu	33.127	50	O.Vostatek	50.980	24	54	1:57.607	1:57.669 (22)		
25	10	U.Orradre	33.651	15	E.McManus	33.130	15	E.McManus	51.240	25	15	1:57.655	1:57.855 (24)		
26	32	O.Bayliss	33.750	12	F.Fuligni	33.272	32	O.Bayliss	51.633	26	32	1:58.775	1:58.775 (26)		
27	12	F.Fuligni	33.784	32	O.Bayliss	33.392	22	F.Fuligni	51.747	27	12	1:59.042	1:59.106 (27)		
28	22	F.Fuligni	34.009	22	F.Fuligni	33.558	12	F.Fuligni	51.986	28	22	1:59.314	1:59.399 (28)		
29	88	A.Zetti	34.194	88	A.Zetti	33.869	88	A.Zetti	52.529	29	88	2:00.592	2:00.781 (29)		



World SSP
DWO Supported Test Motorland
Free Practice 2

Best Top Speed

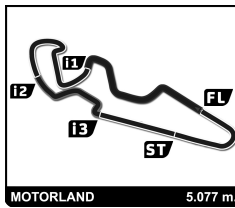
No Rider	Team	Class	Top 1		Top 2		Top 3		Top 4		Top 5		Avg
			Kph	Lap	Kph	Lap	Kph	Lap	Kph	Lap	Kph	Lap	
56 Peter Sebestyen	Evan Bros. WorldSSP Yamaha Team	WSSP	274.8	2	271.4	10	270.7	4	268.7	9	268.7	1	270,9
11 Nicolo Bulega	Aruba.it Racing WorldSSP Team	WSSP	273.4	13	272.7	11	271.4	4	270.0	10	268.0	14	271,1
55 Yari Montella	Kawasaki Puccetti Racing	WSSP	271.4	5	271.4	6	269.3	7	268.7	3	268.0	2	269,8
77 Dominique Aegerter	Ten Kate Racing Yamaha	WSSP	270.7	2	269.3	14	267.3	15	264.7	7	264.1	13	267,2
7 Lorenzo Baldassarri	Evan Bros. WorldSSP Yamaha Team	WSSP	270.7	13	270.0	10	269.3	7	268.7	12	268.7	11	269,5
38 Hannes Soomer	Dynavolt Triumph	WSSP	270.7	2	268.7	1	267.3	6	266.7	5	266.7	7	268,0
61 Can Oncu	Kawasaki Puccetti Racing	WSSP	270.0	1	264.7	2	262.1	4	260.9	5	260.2	6	263,6
3 Raffaele De Rosa	Orelac Racing Verdatura WorldSSP	WSSP	270.0	11	264.7	15	264.7	12	264.7	6	264.7	4	265,8
32 Oliver Bayliss	BARNI Spark Racing Team	WSSP	269.3	9	268.0	1	267.3	12	267.3	6	266.7	10	267,7
69 Thomas Booth-Amos	Prodina Racing WorldSSP	WSSP	269.3	5	268.0	6	268.0	4	267.3	1	265.4	15	267,6
10 Unai Orradre	MS Racing Yamaha WorldSSP	WSSP	268.7	5	268.0	4	266.7	2	265.4	3	264.1	1	266,6
62 Stefano Manzi	Dynavolt Triumph	WSSP	268.7	3	268.7	2	264.1	10	264.1	9	264.1	4	265,9
54 Bahattin Sofuoglu	MV Agusta Reparto Corse	WSSP	268.0	13	268.0	12	267.3	14	266.7	2	266.7	11	267,3
6 Jeffrey Buis	Motozoo Racing by Puccetti	WSSP	268.0	3	267.3	6	267.3	2	266.7	4	266.7	1	267,2
52 Patrick Hobelsberger	Kallio Racing	WSSP	267.3	10	266.7	6	264.7	7	263.4	12	263.4	9	265,1
16 Jules Cluzel	GMT94 Yamaha	WSSP	266.7	2	266.0	3	263.4	5	260.2	1	255.3	4	262,3
73 Maximilian Kofler	CM Racing	WSSP	266.7	6	266.0	2	266.0	1	265.4	12	264.7	13	265,8
24 Leonardo Taccini	Ten Kate Racing Yamaha	WSSP	266.0	11	265.4	10	264.7	12	262.1	16	262.1	14	264,1
66 Niki Tuuli	MV Agusta Reparto Corse	WSSP	265.4	3	262.8	12	262.8	2	261.5	1	260.2	11	262,5
15 Eugene McManus	Motozoo Racing by Puccetti	WSSP	265.4	3	264.1	12	264.1	11	264.1	10	264.1	9	264,4
94 Andy Verdoia	GMT94 Yamaha	WSSP	264.1	2	262.1	4	261.5	3	261.5	5	261.5	6	262,1
28 Glenn van Straalen	EAB Racing Team	WSSP	264.1	13	263.4	11	263.4	9	263.4	8	263.4	2	263,5
17 Kyle Smith	VFT Racing	WSSP	264.1	2	262.8	1	261.5	5	260.9	16	260.9	3	262,0
50 Ondrej Vostatek	MS Racing Yamaha WorldSSP	WSSP	264.1	2	262.8	10	262.8	6	260.9	5	259.6	4	262,0
12 Filippo Fuligni	D34G Racing	WSSP	264.1	12	264.1	11	263.4	8	262.8	13	262.8	2	263,4
22 Federico Fuligni	D34G Racing	WSSP	264.1	1	262.8	7	262.1	6	262.1	3	262.1	2	262,6
64 Federico Caricasulo	Althea Racing	WSSP	263.4	13	263.4	3	262.1	15	262.1	12	262.1	11	262,6
88 Alessandro Zetti	Kallio Racing	WSSP	262.8	12	262.8	9	261.5	7	260.9	11	260.9	10	261,8
25 Marcel Brenner	VFT Racing	WSSP	260.9	11	260.9	9	260.9	7	260.9	3	260.2	15	260,8
99 Adrian Huertas	MTM Kawasaki	WSSP	161.9	1	153.6	3	120.0	2					145,2



World SSP
DWO Supported Test Motorland
Free Practice 2

Fastest Lap Sequence

Elapsed	No	Rider	Team	Bike	Class	Time	Kph	Lap
4:06.465	64	Federico Caricasulo	Althea Racing	Ducati Panigale V2	WSSP	2:00.416	151.8	2
4:28.096	28	Glenn van Straalen	EAB Racing Team	Yamaha YZF R6	WSSP	1:57.700	155.3	2
6:27.710	25	Marcel Brenner	VFT Racing	Yamaha YZF R6	WSSP	1:56.483	156.9	3
8:32.675	66	Niki Tuuli	MV Agusta Reparto Corse	MV Agusta F3 800 RR	WSSP	1:56.466	156.9	4
10:28.823	66	Niki Tuuli	MV Agusta Reparto Corse	MV Agusta F3 800 RR	WSSP	1:56.148	157.4	5
10:29.964	11	Nicolo Bulega	Aruba.it Racing WorldSSP Team	Ducati Panigale V2	WSSP	1:55.895	157.7	5
10:34.868	77	Dominique Aegerter	Ten Kate Racing Yamaha	Yamaha YZF R6	WSSP	1:55.168	158.7	4
14:25.027	77	Dominique Aegerter	Ten Kate Racing Yamaha	Yamaha YZF R6	WSSP	1:54.729	159.3	6
16:19.583	77	Dominique Aegerter	Ten Kate Racing Yamaha	Yamaha YZF R6	WSSP	1:54.556	159.5	7
45:43.195	77	Dominique Aegerter	Ten Kate Racing Yamaha	Yamaha YZF R6	WSSP	1:54.550	159.6	16



World SSP

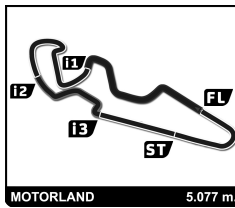
DWO Supported Test Motorland

Free Practice 2

Sector Analysis

— Invalidated Lap ■ Personal Best ■ Session Best B Crossing the pit lane

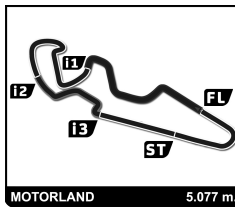
Lap	Time	Sector 1	Sector 2	Sector 3	Sector 4	Elapsed	Lap	Time	Sector 1	Sector 2	Sector 3	Sector 4	Elapsed		
3	Raffaele De Rosa ITA							10	Unai Orradre ESP						
	Orelac Racing Verdnatura WorldSSP						Ducati Panigale V2		MS Racing Yamaha WorldSSP						Yamaha YZF R6
1	5:17.591	3:46.623	38.290	52.678		5:17.591	1	2:58.078	1:25.395	37.488	55.195		2:58.078		
2	1:57.733	33.601	33.104	51.028		7:15.324	2	2:00.222	34.379	33.964	51.879		4:58.300		
3	1:56.949	33.249	32.956	50.744		9:12.273	3	1:59.072	34.089	33.376	51.607		6:57.372		
4	1:57.446	33.154	33.216	51.076		11:09.719	4	1:58.319	33.937	33.253	51.129		8:55.691		
5	1:57.082	33.285	32.825	50.972		13:06.801	5	2:03.678	38.051	34.772	50.855		10:59.369		
6	1:56.907	33.066	32.885	50.956		15:03.708	6	2:11.782 B	33.651	32.752	1:05.379		13:11.151		
7	2:03.529	36.649	35.227	51.653		17:07.237									
8	1:57.461	33.346	32.911	51.204		19:04.698									
9	2:11.408 B	36.391	35.298	59.719		21:16.106	11	Nicolo Bulega ITA							
10	11:57.757	...	40.100	53.176		33:13.863		Aruba.it Racing WorldSSP Team						Ducati Panigale V2	
11	1:57.216	33.291	32.759	51.166		35:11.079	1	2:40.037	1:11.279	34.762	53.996		2:40.037		
12	1:56.114	33.021	32.466	50.627		37:07.193	2	1:58.163	33.897	33.152	51.114		4:38.200		
13	1:56.251	32.947	32.574	50.730		39:03.444	3	1:56.756	33.260	32.741	50.755		6:34.956		
14	2:05.260	37.352	36.666	51.242		41:08.704	4	1:59.113	35.523	33.041	50.549		8:34.069		
15	1:56.252	33.104	32.715	50.433		43:04.956	5	1:55.895	33.069	32.445	50.381		10:29.964		
16	2:02.928	36.491	35.090	51.347		45:07.884	6	2:06.562 B	36.466	34.523	55.573		12:36.526		
							7	10:18.918	8:54.030	34.140	50.748		22:55.444		
							8	1:55.201	32.956	32.292	49.953		24:50.645		
							9	1:55.232	32.896	32.257	50.079		26:45.877		
							10	1:55.053	32.688	32.213	50.152		28:40.930		
							11	1:55.293	32.902	32.296	50.095		30:36.223		
							12	1:55.212	32.755	32.319	50.138		32:31.435		
							13	2:00.185	36.492	33.119	50.574		34:31.620		
							14	1:55.539	32.934	32.336	50.269		36:27.159		
							15	1:55.359	32.803	32.377	50.179		38:22.518		
							16	1:55.267	32.857	32.284	50.126		40:17.785		
							17	1:55.433	32.910	32.293	50.230		42:13.218		
							18	2:08.213 B	35.492	35.805	56.916		44:21.431		
							12	Filippo Fuligni ITA							
								D34G Racing						Ducati Panigale V2	
							1	3:57.613	2:29.826	34.689	53.098		3:57.613		
							2	2:02.777	34.726	35.089	52.962		6:00.390		
							3	2:01.823	34.763	34.199	52.861		8:02.213		
							4	2:01.454	34.480	33.801	53.173		10:03.667		
							5	2:01.125	34.354	33.881	52.890		12:04.792		
							6	2:00.928	34.380	33.819	52.729		14:05.720		
							7	2:07.232	38.635	35.619	52.978		16:12.952		
							8	2:00.392	34.302	33.648	52.442		18:13.344		
							9	2:14.846 B	39.712	34.825	1:00.309		20:28.190		
							10	12:17.508	...	34.727	53.074		32:45.698		
							11	2:00.201	33.969	33.952	52.280		34:45.899		
							12	2:00.130	34.179	33.629	52.322		36:46.029		
							13	1:59.106	33.800	33.272	52.034		38:45.135		
							14	1:59.642	33.784	33.793	52.065		40:44.777		
							15	1:59.785	33.908	33.553	52.324		42:44.562		
							16	1:59.607	34.076	33.545	51.986		44:44.169		
							17	1:59.724	34.019	33.629	52.076		46:43.893		
							15	Eugene McManus IRL							
								Motozoo Racing by Puccetti						Kawasaki ZX-6R	
							1	3:03.581	1:32.291	36.422	54.868		3:03.581		
							2	2:05.126	36.408	35.111	53.607		5:08.707		
							3	2:01.619	34.691	34.075	52.853		7:10.326		
							4	2:00.535	34.126	33.754	52.655		9:10.861		
6	Jeffrey Buis NLD														
	Motozoo Racing by Puccetti						Kawasaki ZX-6R								
1	3:03.122	1:36.040	33.841	53.241		3:03.122									
2	2:07.680	34.259	33.463	59.958		5:10.802									
3	1:58.955	34.088	33.068	51.799		7:09.757									
4	1:58.139	33.788	33.063	51.288		9:07.896									
5	1:58.190	33.608	33.149	51.433		11:06.086									
6	2:03.794 B	33.763	33.158	56.873		13:09.880									
7	13:17.108	...	33.936	53.562		26:26.988									
8	1:59.647	34.508	33.427	51.712		28:26.635									
9	1:58.526	34.101	33.055	51.370		30:25.161									
10	1:58.353	33.827	33.190	51.336		32:23.514									
11	2:02.600 B	34.187	33.130	55.283		34:26.114									
12	6:43.706	5:08.976	42.903	51.827		41:09.820									
13	1:57.762	33.793	33.077	50.892		43:07.582									
14	1:57.896	33.614	33.052	51.230		45:05.478									
7	Lorenzo Baldassarri ITA														
	Evan Bros. WorldSSP Yamaha Team						Yamaha YZF R6								
1	3:08.806	1:42.465	34.723	51.618		3:08.806									
2	1:58.930	34.111	32.958	51.861		5:07.736									
3	1:57.451	33.756	32.884	50.811		7:05.187									
4	1:56.584	33.756	32.395	50.433		9:01.771									
5	1:56.426	33.247	32.760	50.419		10:58.197									
6	1:55.942	33.127	32.497	50.318		12:54.139									
7	2:03.273 B	33.687	33.014	56.572		14:57.412									
8	11:35.645	...	33.748	51.317		26:33.057									
9	1:57.293	33.696	32.732	50.865		28:30.350									
10	1:55.870	33.193	32.473	50.204		30:26.220									
11	1:56.440	33.034	32.769	50.637		32:22.660									
12	1:55.668	33.041	32.265	50.362		34:18.328									
13	1:55.383	32.948	32.377	50.058		36:13.711									
14	2:04.782 B	34.538	33.346	56.898		38:18.493									
15	4:15.891	2:51.600	33.389	50.902		42:34.384									
16	1:55.463	33.012	32.321	50.130		44:29.847									
17	1:55.151	32.912	32.295	49.944		46:24.998									



World SSP DWO Supported Test Motorland Free Practice 2 Sector Analysis

— Invalidated Lap ■ Personal Best ■ Session Best B Crossing the pit lane

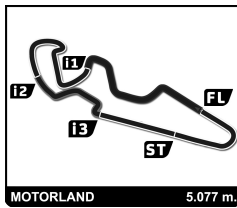
Lap	Time	Sector 1	Sector 2	Sector 3	Sector 4	Elapsed	Lap	Time	Sector 1	Sector 2	Sector 3	Sector 4	Elapsed
5	2:00.318	34.053	33.665	52.600		11:11.179							
6	2:12.200B	37.410	35.072	59.718		13:23.379							
7	11:45.017	...	34.867	53.739		25:08.396							
8	2:01.264	34.210	34.334	52.720		27:09.660							
9	2:00.772	34.136	34.081	52.555		29:10.432							
10	2:00.676	34.537	33.851	52.288		31:11.108							
11	1:59.833	34.063	33.830	51.940		33:10.941							
12	2:06.051B	33.900	33.935	58.216		35:16.992							
13	5:11.098	34.426	34.322	52.350		40:28.090							
14	1:58.510	33.619	33.429	51.462		42:26.600							
15	1:58.153	33.616	33.297	51.240		44:24.753							
16	1:57.855	33.285	33.130	51.440		46:22.608							
16 Jules Cluzel FRA													
GMT94 Yamaha Yamaha YZF R6													
1	2:42.935	1:12.885	36.066	53.984		2:42.935							
2	1:59.033	34.570	33.136	51.327		4:41.968							
3	1:57.472	33.595	32.996	50.881		6:39.440							
4	2:03.247B	33.471	32.609	57.167		8:42.687							
5	15:27.046B	...	33.144	57.614		24:09.733							
6	21:56.009	...	33.901	53.521		46:05.742							
17 Kyle Smith GBR													
VFT Racing Yamaha YZF R6													
1	3:09.764	1:43.114	34.456	52.194		3:09.764							
2	1:59.059	33.990	33.448	51.621		5:08.823							
3	1:58.232	33.808	33.054	51.370		7:07.055							
4	1:57.660	33.416	33.002	51.242		9:04.715							
5	1:57.507	33.368	32.991	51.148		11:02.222							
6	2:08.671B	33.934	33.485	1:01.252		13:10.893							
7	10:54.918	9:29.718	33.798	51.402		24:05.811							
8	1:56.594	33.064	32.774	50.756		26:02.405							
9	1:56.436	33.081	32.728	50.627		27:58.841							
10	1:56.398	32.999	32.706	50.693		29:55.239							
11	1:59.459	35.465	33.132	50.862		31:54.698							
12	1:56.907	33.165	32.845	50.897		33:51.605							
13	2:08.988B	33.436	33.549	1:02.003		36:00.593							
14	6:37.490	5:13.098	33.273	51.119		42:38.083							
15	1:57.039	33.150	32.912	50.977		44:35.122							
16	1:57.051	33.371	32.851	50.829		46:32.173							
22 Federico Fuligni ITA													
D34G Racing Ducati Panigale V2													
1	4:12.512	2:40.491	37.219	54.802		4:12.512							
2	2:14.028B	36.497	35.599	1:01.932		6:26.540							
3	7:46.310	6:17.276	35.270	53.764		14:12.850							
4	2:08.374	37.046	34.341	56.987		16:21.224							
5	2:02.203	35.016	34.174	53.013		18:23.427							
6	2:00.534	34.381	33.940	52.213		20:23.961							
7	2:09.325B	34.515	35.244	59.566		22:33.286							
8	13:50.491	...	34.858	53.358		36:23.777							
9	2:01.079	34.684	33.860	52.535		38:24.856							
10	2:04.593	37.589	34.645	52.359		40:29.449							
11	1:59.733	34.072	33.716	51.945		42:29.182							
12	1:59.399	34.009	33.558	51.832		44:28.581							
13	2:02.229	36.669	33.813	51.747		46:30.810							
24 Leonardo Taccini ITA													
Ten Kate Racing Yamaha Yamaha YZF R6													
1	2:52.966	1:26.062	34.266	52.638		2:52.966							
2	1:58.508	33.711	33.220	51.577		4:51.474							
3	1:58.313	33.949	32.984	51.380		6:49.787							
4	1:58.062	33.466	33.306	51.290		8:47.849							
5	1:57.354	33.309	32.899	51.146		10:45.203							
6	1:57.487	33.377	32.991	51.119		12:42.690							
7	1:57.588	33.380	32.853	51.355		14:40.278							
8	2:04.696B	33.762	33.754	57.180		16:44.974							
9	13:51.443	...	32.928	50.852		30:36.417							
10	1:56.021	32.835	32.661	50.525		32:32.438							
11	1:56.569	33.149	32.793	50.627		34:29.007							
12	1:56.553	32.980	32.663	50.910		36:25.560							
13	1:58.747	35.340	32.558	50.849		38:24.307							
14	1:56.462	33.096	32.634	50.732		40:20.769							
15	1:56.960	33.225	32.758	50.977		42:17.729							
16	1:56.677	33.158	32.706	50.813		44:14.406							
17	2:01.145	36.674	33.156	51.315		46:15.551							
25 Marcel Brenner CHE													
VFT Racing Yamaha YZF R6													
1	2:31.677	1:06.077	33.643	51.957		2:31.677							
2	1:59.550	35.176	33.006	51.368		4:31.227							
3	1:56.483	33.210	32.467	50.806		6:27.710							
4	2:05.971B	33.746	34.072	58.153		8:33.681							
5	9:36.635	8:11.683	33.798	51.154		18:10.316							
6	1:56.672	33.116	32.621	50.935		20:06.988							
7	1:56.478	32.997	32.688	50.793		22:03.466							
8	2:03.347B	33.064	32.845	57.438		24:06.813							
9	6:08.775	4:43.768	33.348	51.659		30:15.588							
10	1:57.021	33.323	32.691	51.007		32:12.609							
11	1:56.380	32.992	32.665	50.723		34:08.989							
12	2:06.231B	33.145	34.869	58.217		36:15.220							
13	3:55.553	2:31.394	33.122	51.037		40:10.773							
14	1:55.808	32.877	32.404	50.527		42:06.581							
15	1:55.588	32.759	32.369	50.460		44:02.169							
16	1:55.630	32.854	32.316	50.460		45:57.799							
28 Glenn van Straalen NLD													
EAB Racing Team Yamaha YZF R6													
1	2:30.396	1:04.089	34.109	52.198		2:30.396							
2	1:57.700	33.504	33.173	51.023		4:28.096							
3	1:57.868	33.653	32.928	51.287		6:25.964							
4	1:57.122	33.364	32.769	50.989		8:23.086							
5	1:56.731	33.156	32.650	50.925		10:19.817							
6	2:06.241B	33.618	33.127	59.496		12:26.058							
7	13:13.777	...	33.423	50.719		25:39.835							
8	1:55.786	32.946	32.436	50.404		27:35.621							
9	1:55.456	32.767	32.316	50.373		29:31.077							
10	1:56.430	33.130	32.537	50.763		31:27.507							
11	1:55.398	32.755	32.246	50.397		33:22.905							
12	1:57.182	33.730	32.539	50.913		35:20.087							
13	1:55.271	32.800	32.216	50.255		37:15.358							
14	2:02.266B	33.529	32.562	56.175		39:17.624							



World SSP DWO Supported Test Motorland Free Practice 2 Sector Analysis

— Invalidated Lap ■ Personal Best ■ Session Best B Crossing the pit lane

Lap	Time	Sector 1	Sector 2	Sector 3	Sector 4	Elapsed	Lap	Time	Sector 1	Sector 2	Sector 3	Sector 4	Elapsed		
32	Oliver Bayliss						AUS	10	2:02.597	33.164	32.786	56.647		42:15.101	
	BARNI Spark Racing Team						Ducati Panigale V2	11	1:57.417	33.768	32.898	50.751		44:12.518	
1	5:55.490	B	4:19.600	36.598	59.292	5:55.490	12	1:56.409	33.142	32.593	50.674		46:08.927		
2	2:39.960	B	1:05.125	35.832	59.003	8:35.450									
3	5:33.414	4:05.329	34.588	53.497		14:08.864									
4	2:01.509	34.706	34.054	52.749		16:10.373									
5	2:00.555	34.730	34.123	51.702		18:10.928									
6	2:00.299	34.112	33.995	52.192		20:11.227									
7	2:09.052	B	35.524	35.371	58.157	22:20.279									
8	11:34.334	...	35.851	53.258		33:54.613									
9	2:00.084	34.427	33.581	52.076		35:54.697									
10	1:59.818	34.137	33.666	52.015		37:54.515									
11	1:59.567	34.072	33.580	51.915		39:54.082									
12	1:59.746	34.135	33.776	51.835		41:53.828									
13	1:58.775	33.750	33.392	51.633		43:52.603									
14	1:59.592	33.891	33.438	52.263		45:52.195									
38	Hannes Soomer						EST								
	Dynavolt Triumph						Triumph Street Triple RS								
1	5:12.474	3:46.807	34.458	51.209		5:12.474									
2	1:57.971	33.796	33.184	50.991		7:10.445									
3	2:13.324	B	33.314	33.577	1:06.433	9:23.769									
4	11:27.029	...	33.482	51.237		20:50.798									
5	1:56.886	33.256	32.799	50.831		22:47.684									
6	1:56.730	33.327	32.762	50.641		24:44.414									
7	2:14.668	B	33.330	43.351	57.987	26:59.082									
50	Ondrej Vostatek						CZE								
	MS Racing Yamaha WorldSSP						Yamaha YZF R6								
1	2:40.019	1:11.384	34.933	53.702		2:40.019									
2	1:58.820	34.304	33.112	51.404		4:38.839									
3	1:57.790	33.236	32.981	51.573		6:36.629									
4	1:57.548	33.404	32.931	51.213		8:34.177									
5	1:56.938	33.198	32.760	50.980		10:31.115									
6	2:01.442	34.736	35.468	51.238		12:32.557									
7	1:57.331	33.299	32.830	51.202		14:29.888									
8	2:04.467	37.158	35.256	52.053		16:34.355									
9	2:06.738	B	34.631	34.144	57.963	18:41.093									
10	17:09.962	...	34.471	52.185		35:51.055									
11	1:57.489	33.323	33.090	51.076		37:48.544									
12	1:57.753	33.251	33.192	51.310		39:46.297									
13	1:57.662	33.311	33.109	51.242		41:43.959									
14	2:05.521	37.611	34.411	53.499		43:49.480									
15	2:02.129	B	33.257	33.092	55.780	45:51.609									
52	Patrick Hobelsberger						DEU								
	Kallio Racing						Yamaha YZF R6								
1	5:49.746	4:22.834	34.589	52.323		5:49.746									
2	1:58.792	34.066	33.355	51.371		7:48.538									
3	1:58.029	33.809	33.058	51.162		9:46.567									
4	2:08.673	B	33.683	33.051	1:01.939	11:55.240									
5	11:45.454	...	34.061	52.425		23:40.694									
6	2:00.764	33.660	33.129	53.975		25:41.458									
7	1:57.260	33.316	32.886	51.058		27:38.718									
8	2:07.906	B	33.674	37.041	57.191	29:46.624									
9	10:25.880	9:01.045	33.778	51.057		40:12.504									
54	Bahattin Sofuoglu						TUR								
	MV Agusta Reparto Corse						MV Agusta F3 800 RR								
1	2:54.625	1:26.685	35.261	52.679		2:54.625									
2	2:01.063	34.667	34.433	51.963		4:55.688									
3	1:59.782	34.207	33.462	52.113		6:55.470									
4	1:59.559	34.139	33.350	52.070		8:55.029									
5	1:59.378	34.162	33.392	51.824		10:54.407									
6	1:59.237	33.795	33.551	51.891		12:53.644									
7	1:58.544	33.702	33.247	51.595		14:52.188									
8	1:58.563	33.727	33.314	51.522		16:50.751									
9	1:57.981	33.680	33.197	51.104		18:48.732									
10	2:03.542	33.542	38.028	51.972		20:52.274									
11	1:58.618	33.665	33.480	51.473		22:50.892									
12	1:58.598	33.598	33.385	51.615		24:49.490									
13	2:02.223	35.384	34.813	52.026		26:51.713									
14	1:58.290	33.566	33.246	51.478		28:50.003									
15	1:58.147	33.648	33.273	51.226		30:48.150									
16	2:05.011	B	33.600	33.276	58.135	32:53.161									
17	7:13.131	5:41.738	37.919	53.474		40:06.292									
18	2:02.812	35.933	35.509	51.370		42:09.104									
19	1:57.669	33.563	33.168	50.938		44:06.773									
20	1:57.669	33.547	33.127	50.995		46:04.442									
55	Yari Montella						ITA								
	Kawasaki Puccetti Racing						Kawasaki ZX-6R								
1	22:44.000	...	34.405	51.689		22:44.000									
2	1:59.889	34.428	33.634	51.827		24:43.889									
3	1:59.283	34.381	33.640	51.262		26:43.172									
4	1:57.702	33.652	33.009	51.041		28:40.874									
5	1:56.529	33.242	32.648	50.639		30:37.403									
6	1:56.280	33.032	32.640	50.608		32:33.683									
7	2:05.929	B	33.528	33.074	59.327	34:39.612									
56	Peter Sebestyen						HUN								
	Evan Bros. WorldSSP Yamaha Team						Yamaha YZF R6								
1	3:10.403	1:43.751	34.659	51.993		3:10.403									
2	1:59.108	34.348	33.226	51.534		5:09.511									
3	1:59.069	34.228	33.245	51.596		7:08.580									
4	1:58.419	33.743	33.318	51.358		9:06.999									
5	1:58.653	33.943	33.211	51.499		11:05.652									
6	1:58.617	33.916	33.202	51.499		13:04.269									
7	1:59.002	34.005	33.344	51.653		15:03.271									
8	2:06.375	B	34.321	33.297	58.757	17:09.646									
9	13:40.077	...	33.377	51.348		30:49.723									
10	1:57.495	33.529	33.019	50.947		32:47.218									
11	1:57.619	33.494	32.975	51.150		34:44.837									
12	1:57.683	33.529	32.987	51.167		36:42.520									
13	2:04.875	B	33.758	33.129	57.988	38:47.395									
14	3:24.915	1:58.377	35.089	51.449		42:12.310									
15	1:57.299	33.444	32.960	50.895		44:09.609									
16	1:57.347	33.453	33.019	50.875		46:06.956									



World SSP

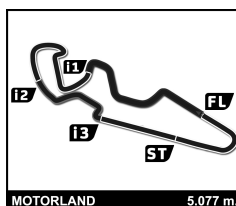
DWO Supported Test Motorland

Free Practice 2

Sector Analysis

— Invalidated Lap ■ Personal Best ■ Session Best B Crossing the pit lane

Lap	Time	Sector 1	Sector 2	Sector 3	Sector 4	Elapsed	Lap	Time	Sector 1	Sector 2	Sector 3	Sector 4	Elapsed
61 Can Oncu (TUR) Kawasaki Puccetti Racing / Kawasaki ZX-6R							9	2:07.044 B	33.888	33.782	59.374		18:24.003
1	32:32.442	...	34.043	50.282		32:32.442	10	13:33.065	...	33.435	51.437		31:57.068
2	1:55.792	32.906	32.446	50.440		34:28.234	11	1:56.798	33.243	32.598	50.957		33:53.866
3	2:42.302	32.694	32.612	1:36.996		37:10.536	12	1:56.776	32.989	32.505	51.282		35:50.642
4	1:58.761	34.166	33.436	51.159		39:09.297	13	1:55.738	32.905	32.414	50.419		37:46.380
5	1:57.257	33.156	32.925	51.176		41:06.554	14	1:56.036	33.002	32.463	50.571		39:42.416
6	1:56.947	33.196	33.057	50.694		43:03.501	15	1:55.651	32.793	32.367	50.491		41:38.067
7	2:04.074	35.916	35.674	52.484		45:07.575	16	1:55.783	32.828	32.463	50.492		43:33.850
							17	1:55.659	32.826	32.335	50.498		45:29.509
62 Stefano Manzi (ITA) Dynavolt Triumph / Triumph Street Triple RS							69 Thomas Booth-Amos (GBR) Prodina Racing WorldSSP / Kawasaki ZX-6R						
1	3:07.799	1:38.891	35.436	53.472		3:07.799	1	4:56.589	3:30.006	34.505	52.078		4:56.589
2	2:01.635	35.695	34.055	51.885		5:09.434	2	2:15.117	33.888	33.247	1:07.982		7:11.706
3	1:59.253	34.738	33.211	51.304		7:08.687	3	1:58.287	33.542	33.121	51.624		9:09.993
4	1:58.007	33.761	33.071	51.175		9:06.694	4	1:57.358	33.447	32.869	51.042		11:07.351
5	2:13.827 B	33.751	33.121	1:06.955		11:20.521	5	1:57.212	33.362	32.647	51.203		13:04.563
6	14:49.022	...	33.616	51.761		26:09.543	6	1:59.009	34.737	32.936	51.336		15:03.572
7	1:58.243	34.090	32.830	51.323		28:07.786	7	1:58.290	33.830	33.192	51.268		17:01.862
8	2:02.430 B	33.641	32.721	56.068		30:10.216	8	1:58.536	34.020	33.317	51.199		19:00.398
9	5:51.011	4:25.561	33.752	51.698		36:01.227	9	1:57.740	33.419	33.251	51.070		20:58.138
10	1:56.975	33.701	32.499	50.775		37:58.202	10	2:11.630 B	37.234	34.786	59.610		23:09.768
11	1:57.031	33.366	32.775	50.890		39:55.233	11	13:38.466	...	34.194	51.619		36:48.234
12	1:56.639	33.250	32.739	50.650		41:51.872	12	2:06.960	34.268	33.106	59.586		38:55.194
13	1:56.666	33.234	32.682	50.750		43:48.538	13	1:57.974	33.630	33.010	51.334		40:53.168
14	1:55.876	33.015	32.326	50.535		45:44.414	14	1:57.727	33.675	32.967	51.085		42:50.895
							15	2:05.815	37.575	37.024	51.216		44:56.710
							16	1:57.345	33.474	32.980	50.891		46:54.055
64 Federico Caricasulo (ITA) Althea Racing / Ducati Panigale V2							73 Maximilian Kofler (AUT) CM Racing / Ducati Panigale V2						
1	2:06.049	38.151	34.755	53.143		2:06.049	1	3:21.490	1:52.923	35.220	53.347		3:21.490
2	2:00.416	34.861	33.710	51.845		4:06.465	2	2:02.333	35.676	34.405	52.252		5:23.823
3	1:59.762	34.240	33.398	52.124		6:06.227	3	2:00.114	34.706	33.753	51.655		7:23.937
4	1:58.809	33.890	33.062	51.857		8:05.036	4	1:59.850	34.258	33.494	52.098		9:23.787
5	1:58.019	33.600	32.902	51.517		10:03.055	5	2:09.008 B	34.830	34.388	59.790		11:32.795
6	1:58.454	34.313	32.841	51.300		12:01.509	6	12:33.780	...	34.848	51.850		24:06.575
7	1:57.604	33.364	33.145	51.095		13:59.113	7	1:59.372	34.052	33.466	51.854		26:05.947
8	1:56.812	33.374	32.698	50.740		15:55.925	8	1:59.241	34.012	33.592	51.637		28:05.188
9	2:10.762 B	35.645	35.225	59.892		18:06.687	9	1:59.494	34.131	33.651	51.712		30:04.682
10	11:32.184	...	33.791	51.517		29:38.871	10	1:59.281	34.012	33.516	51.753		32:03.963
11	1:57.944	33.937	32.865	51.142		31:36.815	11	2:03.538 B	34.024	33.244	56.270		34:07.501
12	1:57.103	33.654	32.702	50.747		33:33.918	12	6:59.488	5:33.947	33.712	51.829		41:06.989
13	1:56.319	33.122	32.596	50.601		35:30.237	13	1:57.338	33.549	32.996	50.793		43:04.327
14	1:56.430	33.247	32.522	50.661		37:26.667	14	2:04.536	34.385	37.981	52.170		45:08.863
15	1:58.839	34.022	33.872	50.945		39:25.506							
16	2:04.258 B	33.526	33.121	57.611		41:29.764							
66 Niki Tuuli (FIN) MV Agusta Reparto Corse / MV Agusta F3 800 RR							77 Dominique Aegerter (CHE) Ten Kate Racing Yamaha / Yamaha YZF R6						
1	2:41.192	1:13.199	35.797	52.196		2:41.192	1	4:38.290	3:11.824	34.685	51.781		4:38.290
2	1:58.072	33.683	33.226	51.163		4:39.264	2	1:56.771	33.422	32.703	50.646		6:35.061
3	1:56.945	33.368	32.712	50.865		6:36.209	3	2:04.639	39.553	33.558	51.528		8:39.700
4	1:56.466	33.223	32.474	50.769		8:32.675	4	1:55.168	32.643	32.300	50.225		10:34.868
5	1:56.148	33.060	32.459	50.629		10:28.823	5	1:55.430	32.835	32.256	50.339		12:30.298
6	1:55.922	32.920	32.346	50.656		12:24.745	6	1:54.729	32.502	32.133	50.094		14:25.027
7	1:56.316	32.940	32.539	50.837		14:21.061	7	1:54.556	32.351	32.132	50.073		16:19.583
8	1:55.898	33.043	32.334	50.521		16:16.959	8	2:03.605 B	33.473	32.622	57.510		18:23.188
							9	13:53.914	...	33.385	52.189		32:17.102



World SSP

DWO Supported Test Motorland

Free Practice 2

Sector Analysis

— Invalidated Lap ■ Personal Best ■ Session Best B Crossing the pit lane

Lap	Time	Sector 1	Sector 2	Sector 3	Sector 4	Elapsed	Lap	Time	Sector 1	Sector 2	Sector 3	Sector 4	Elapsed
10	1:55.779	33.014	32.405	50.360		34:12.881							
11	1:55.380	32.570	32.270	50.540		36:08.261							
12	1:54.957	32.604	32.140	50.213		38:03.218							
13	1:54.778	32.574	32.206	49.998		39:57.996							
14	1:55.548	32.500	32.214	50.834		41:53.544							
15	1:55.101	32.413	32.275	50.413		43:48.645							
16	1:54.550	32.355	32.095	50.100		45:43.195							

88 **Alessandro Zetti** ITA
Kallio Racing Yamaha YZF R6

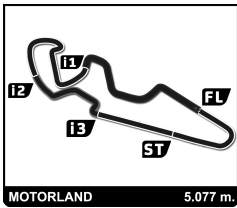
1	4:09.346	2:37.037	37.558	54.751		4:09.346
2	2:04.765	35.476	35.369	53.920		6:14.111
3	2:03.444	35.079	34.718	53.647		8:17.555
4	2:11.729B	35.452	35.154	1:01.123		10:29.284
5	12:31.378	...	35.699	54.157		23:00.662
6	2:02.998	34.793	34.664	53.541		25:03.660
7	2:02.571	34.886	34.571	53.114		27:06.231
8	2:01.837	34.572	34.389	52.876		29:08.068
9	2:01.280	34.425	34.058	52.797		31:09.348
10	2:00.919	34.301	34.089	52.529		33:10.267
11	2:00.781	34.276	33.892	52.613		35:11.048
12	2:06.495B	34.194	33.869	58.432		37:17.543
13	4:09.617	2:42.497	34.407	52.713		41:27.160
14	2:01.084	34.257	34.150	52.677		43:28.244
15	2:00.927	34.289	34.038	52.600		45:29.171

94 **Andy Verdoia** FRA
GMT94 Yamaha Yamaha YZF R6

1	37:08.018	...	33.756	52.742		37:08.018
2	1:57.227	33.345	32.810	51.072		39:05.245
3	1:56.900	33.263	32.714	50.923		41:02.145
4	1:56.867	33.200	32.774	50.893		42:59.012
5	1:56.666	33.067	32.695	50.904		44:55.678
6	1:56.741	33.157	32.711	50.873		46:52.419

99 **Adrian Huertas** ESP
MTM Kawasaki Kawasaki ZX-6R

1	3:49.480B	1:44.551	45.936	1:18.993		3:49.480
2	9:30.111B	7:21.208	44.525	1:24.378		13:19.591
3	10:34.681B	8:32.694	46.798	1:15.189		23:54.272



World SSP
DWO Supported Test Motorland
Free Practice 3

Classification

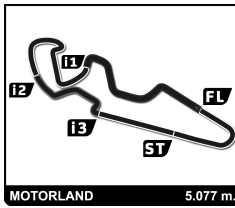
No	Rider	Nat	Team	Bike	Tires	Cl.	Time	Lap Total	Gap	Kph
1	11	Nicolo Bulega	ITA	Aruba.it Racing WorldSSP Team	Ducati Panigale V2	WSSP	1:53.818	15 17	-	160.6
2	77	Dominique Aegerter	CHE	Ten Kate Racing Yamaha	Yamaha YZF R6	WSSP	1:53.914	15 15	+0.096	160.4
3	61	Can Oncu	TUR	Kawasaki Puccetti Racing	Kawasaki ZX-6R	WSSP	1:53.994	17 17	+0.176	160.3
4	66	Niki Tuuli	FIN	MV Agusta Reparto Corse	MV Agusta F3 800 RR	WSSP	1:54.524	12 16	+0.706	159.6
5	7	Lorenzo Baldassarri	ITA	Evan Bros. WorldSSP Yamaha Team	Yamaha YZF R6	WSSP	1:54.690	6 16	+0.872	159.4
6	16	Jules Cluzel	FRA	GMT94 Yamaha	Yamaha YZF R6	WSSP	1:54.736	16 17	+0.918	159.3
7	62	Stefano Manzi	ITA	Dynavolt Triumph	Triumph Street Triple RS	WSSP	1:54.963	13 14	+1.145	159.0
8	38	Hannes Soomer	EST	Dynavolt Triumph	Triumph Street Triple RS	WSSP	1:54.988	12 12	+1.170	158.9
9	55	Yari Montella	ITA	Kawasaki Puccetti Racing	Kawasaki ZX-6R	WSSP	1:55.126	15 18	+1.308	158.8
10	3	Raffaele De Rosa	ITA	Orelac Racing Verdunatura WorldSSP	Ducati Panigale V2	WSSP	1:55.151	15 16	+1.333	158.7
11	28	Glenn van Straalen	NLD	EAB Racing Team	Yamaha YZF R6	WSSP	1:55.287	10 11	+1.469	158.5
12	64	Federico Caricasulo	ITA	Althea Racing	Ducati Panigale V2	WSSP	1:55.303	18 18	+1.485	158.5
13	56	Peter Sebestyen	HUN	Evan Bros. WorldSSP Yamaha Team	Yamaha YZF R6	WSSP	1:55.377	14 14	+1.559	158.4
14	94	Andy Verdoia	FRA	GMT94 Yamaha	Yamaha YZF R6	WSSP	1:55.445	9 16	+1.627	158.3
15	52	Patrick Hobelsberger	DEU	Kallio Racing	Yamaha YZF R6	WSSP	1:55.770	14 14	+1.952	157.9
16	69	Thomas Booth-Amos	GBR	Prodina Racing WorldSSP	Kawasaki ZX-6R	WSSP	1:55.797	13 18	+1.979	157.8
17	17	Kyle Smith	GBR	VFT Racing	Yamaha YZF R6	WSSP	1:55.818	16 17	+2.000	157.8
18	25	Marcel Brenner	CHE	VFT Racing	Yamaha YZF R6	WSSP	1:55.853	13 14	+2.035	157.8
19	24	Leonardo Taccini	ITA	Ten Kate Racing Yamaha	Yamaha YZF R6	WSSP	1:55.873	6 12	+2.055	157.7
20	99	Adrian Huertas	ESP	MTM Kawasaki	Kawasaki ZX-6R	WSSP	1:56.278	6 12	+2.460	157.2
21	73	Maximilian Kofler	AUT	CM Racing	Ducati Panigale V2	WSSP	1:56.331	12 15	+2.513	157.1
22	32	Oliver Bayliss	AUS	BARNI Spark Racing Team	Ducati Panigale V2	WSSP	1:56.422	13 16	+2.604	157.0
23	54	Bahattin Sofuoglu	TUR	MV Agusta Reparto Corse	MV Agusta F3 800 RR	WSSP	1:56.488	11 19	+2.670	156.9
24	50	Ondrej Vostatek	CZE	MS Racing Yamaha WorldSSP	Yamaha YZF R6	WSSP	1:56.617	8 13	+2.799	156.7
25	10	Unai Orradre	ESP	MS Racing Yamaha WorldSSP	Yamaha YZF R6	WSSP	1:56.685	8 12	+2.867	156.6
26	6	Jeffrey Buis	NLD	Motozoo Racing by Puccetti	Kawasaki ZX-6R	WSSP	1:56.725	10 14	+2.907	156.6
27	15	Eugene McManus	IRL	Motozoo Racing by Puccetti	Kawasaki ZX-6R	WSSP	1:57.489	16 17	+3.671	155.6
28	12	Filippo Fuligni	ITA	D34G Racing	Ducati Panigale V2	WSSP	1:58.017	13 13	+4.199	154.9
29	22	Federico Fuligni	ITA	D34G Racing	Ducati Panigale V2	WSSP	1:58.752	6 12	+4.934	153.9
30	88	Alessandro Zetti	ITA	Kallio Racing	Yamaha YZF R6	WSSP	1:59.649	7 16	+5.831	152.8

Fastest Lap: Lap 15 | Nicolò Bulega | **1:53.818** | 160.6 Kph

Published at:

Track Status: **DRY**

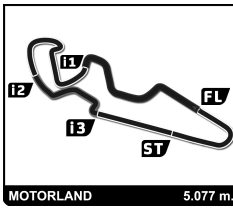
Race Director:	Timekeeper:
-----------------------	--------------------



World SSP
DWO Supported Test Motorland
Free Practice 3

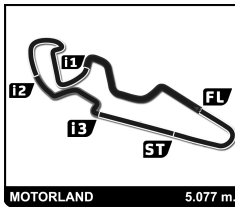
Best Sector Times

Sector 1			Sector 2			Sector 3			Sector 4			Pos	No	Ideal Lap	Best Lap	
Pos	No	Rider	Time	No	Rider	Time	No	Rider	Time	No	Rider	Time	Pos	No	Ideal Lap	Best Lap
1	77	D.Aegerter	32.205	77	D.Aegerter	31.832	11	N.Bulega	49.546	1	11	1:53.805	1:53.818	(1)		
2	61	C.Oncu	32.288	11	N.Bulega	31.832	77	D.Aegerter	49.784	2	77	1:53.821	1:53.914	(2)		
3	11	N.Bulega	32.427	61	C.Oncu	31.902	61	C.Oncu	49.804	3	61	1:53.994	1:53.994	(3)		
4	66	N.Tuuli	32.483	66	N.Tuuli	31.939	7	L.Baldassarri	49.918	4	66	1:54.524	1:54.524	(4)		
5	38	H.Soomer	32.564	16	J.Cluzel	32.051	16	J.Cluzel	49.969	5	16	1:54.656	1:54.736	(6)		
6	55	Y.Montella	32.610	62	S.Manzi	32.064	62	S.Manzi	50.026	6	7	1:54.690	1:54.690	(5)		
7	28	G.van Straalen	32.629	7	L.Baldassarri	32.099	55	Y.Montella	50.055	7	3	1:54.830	1:55.151	(10)		
8	16	J.Cluzel	32.636	3	R.De Rosa	32.106	3	R.De Rosa	50.067	8	62	1:54.845	1:54.963	(7)		
9	3	R.De Rosa	32.657	38	H.Soomer	32.179	66	N.Tuuli	50.102	9	55	1:54.940	1:55.126	(9)		
10	7	L.Baldassarri	32.673	64	F.Caricasulo	32.200	64	F.Caricasulo	50.213	10	38	1:54.971	1:54.988	(8)		
11	25	M.Brenner	32.748	94	A.Verdoia	32.221	38	H.Soomer	50.228	11	28	1:55.148	1:55.287	(11)		
12	94	A.Verdoia	32.755	28	G.van Straalen	32.235	56	P.Sebestyen	50.278	12	64	1:55.185	1:55.303	(12)		
13	62	S.Manzi	32.755	55	Y.Montella	32.275	28	G.van Straalen	50.284	13	56	1:55.377	1:55.377	(13)		
14	64	F.Caricasulo	32.772	56	P.Sebestyen	32.316	17	K.Smith	50.408	14	94	1:55.445	1:55.445	(14)		
15	17	K.Smith	32.782	25	M.Brenner	32.403	69	T.Booth-Amos	50.413	15	17	1:55.600	1:55.818	(17)		
16	56	P.Sebestyen	32.783	24	L.Taccini	32.404	52	P.Hobelsberger	50.422	16	25	1:55.679	1:55.853	(18)		
17	24	L.Taccini	32.868	17	K.Smith	32.410	94	A.Verdoia	50.469	17	69	1:55.711	1:55.797	(16)		
18	69	T.Booth-Amos	32.884	69	T.Booth-Amos	32.414	32	O.Bayliss	50.519	18	52	1:55.770	1:55.770	(15)		
19	52	P.Hobelsberger	32.922	52	P.Hobelsberger	32.426	25	M.Brenner	50.528	19	24	1:55.808	1:55.873	(19)		
20	99	A.Huertas	32.979	99	A.Huertas	32.562	99	A.Huertas	50.531	20	99	1:56.072	1:56.278	(20)		
21	6	J.Buis	33.000	6	J.Buis	32.580	24	L.Taccini	50.536	21	32	1:56.291	1:56.422	(22)		
22	50	O.Vostatek	33.059	73	M.Kofler	32.632	73	M.Kofler	50.583	22	73	1:56.326	1:56.331	(21)		
23	32	O.Bayliss	33.072	10	U.Orradre	32.670	54	B.Sofuoglu	50.584	23	6	1:56.405	1:56.725	(26)		
24	73	M.Kofler	33.111	50	O.Vostatek	32.670	50	O.Vostatek	50.763	24	54	1:56.448	1:56.488	(23)		
25	54	B.Sofuoglu	33.143	32	O.Bayliss	32.700	10	U.Orradre	50.816	25	50	1:56.492	1:56.617	(24)		
26	10	U.Orradre	33.199	54	B.Sofuoglu	32.721	6	J.Buis	50.825	26	10	1:56.685	1:56.685	(25)		
27	15	E.McManus	33.303	15	E.McManus	32.973	15	E.McManus	50.973	27	15	1:57.249	1:57.489	(27)		
28	12	F.Fuligni	33.515	12	F.Fuligni	33.114	12	F.Fuligni	51.307	28	12	1:57.936	1:58.017	(28)		
29	22	F.Fuligni	33.754	22	F.Fuligni	33.395	22	F.Fuligni	51.515	29	22	1:58.664	1:58.752	(29)		
30	88	A.Zetti	33.887	88	A.Zetti	33.601	88	A.Zetti	52.161	30	88	1:59.649	1:59.649	(30)		



World SSP
DWO Supported Test Motorland
Free Practice 3
Best Top Speed

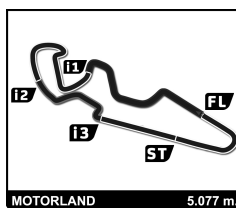
No Rider	Team	Class	Top 1		Top 2		Top 3		Top 4		Top 5			
			Kph	Lap	Kph	Lap	Kph	Lap	Kph	Lap	Kph	Lap		
55	Yari Montella	Kawasaki Puccetti Racing	WSSP	272.0	5	268.7	18	268.0	10	268.0	6	267.3	16	268,8
61	Can Oncu	Kawasaki Puccetti Racing	WSSP	271.4	13	267.3	15	267.3	6	265.4	8	265.4	7	267,4
16	Jules Cluzel	GMT94 Yamaha	WSSP	271.4	5	270.0	6	270.0	4	268.7	3	268.7	2	269,8
77	Dominique Aegerter	Ten Kate Racing Yamaha	WSSP	270.0	15	264.1	11	264.1	8	262.8	10	262.1	14	264,6
56	Peter Sebestyen	Evan Bros. WorldSSP Yamaha Team	WSSP	270.0	8	269.3	4	268.0	6	267.3	3	267.3	2	268,4
94	Andy Verdoia	GMT94 Yamaha	WSSP	270.0	3	269.3	4	268.7	5	265.4	2	264.1	13	267,5
3	Raffaele De Rosa	Orelac Racing Verdnatura WorldSSP	WSSP	270.0	15	265.4	14	265.4	8	265.4	6	264.7	2	266,2
28	Glenn van Straalen	EAB Racing Team	WSSP	270.0	8	265.4	6	264.1	3	263.4	11	263.4	2	265,3
11	Nicolo Bulega	Aruba.it Racing WorldSSP Team	WSSP	270.0	4	269.3	15	269.3	2	268.0	9	268.0	7	268,9
7	Lorenzo Baldassarri	Evan Bros. WorldSSP Yamaha Team	WSSP	269.3	3	268.7	5	268.0	13	268.0	6	268.0	4	268,4
54	Bahattin Sofuoglu	MV Agusta Reparto Corse	WSSP	269.3	15	266.0	17	265.4	11	265.4	10	264.7	9	266,2
64	Federico Caricasulo	Althea Racing	WSSP	269.3	14	268.7	18	266.7	5	264.7	13	264.7	3	266,8
17	Kyle Smith	VFT Racing	WSSP	268.7	5	264.1	6	262.8	4	262.1	7	261.5	3	263,8
73	Maximilian Kofler	CM Racing	WSSP	268.0	11	264.1	12	264.1	6	264.1	3	263.4	5	264,7
66	Niki Tuuli	MV Agusta Reparto Corse	WSSP	268.0	3	268.0	2	266.7	5	261.5	6	261.5	4	265,1
32	Oliver Bayliss	BARNI Spark Racing Team	WSSP	268.0	14	267.3	15	267.3	13	267.3	8	267.3	5	267,4
69	Thomas Booth-Amos	Prodina Racing WorldSSP	WSSP	268.0	13	266.0	5	266.0	4	265.4	14	265.4	8	266,2
62	Stefano Manzi	Dynavolt Triumph	WSSP	266.0	5	266.0	4	265.4	7	265.4	6	264.7	3	265,5
24	Leonardo Taccini	Ten Kate Racing Yamaha	WSSP	264.7	11	263.4	6	261.5	5	260.9	12	260.9	4	262,3
25	Marcel Brenner	VFT Racing	WSSP	264.7	12	262.8	7	262.1	3	261.5	13	261.5	10	262,5
10	Unai Orradre	MS Racing Yamaha WorldSSP	WSSP	264.7	9	264.7	8	263.4	3	262.8	5	262.8	4	263,7
6	Jeffrey Buis	Motozoo Racing by Puccetti	WSSP	264.7	4	264.7	3	263.4	11	263.4	5	263.4	2	263,9
15	Eugene McManus	Motozoo Racing by Puccetti	WSSP	264.7	11	264.1	3	263.4	14	263.4	12	263.4	5	263,8
38	Hannes Soomer	Dynavolt Triumph	WSSP	264.7	8	264.7	7	264.1	9	263.4	12	263.4	11	264,1
99	Adrian Huertas	MTM Kawasaki	WSSP	264.7	8	263.4	9	263.4	6	262.8	11	262.8	10	263,4
52	Patrick Hobelsberger	Kallio Racing	WSSP	263.4	14	263.4	8	262.8	4	262.8	3	262.1	12	262,9
22	Federico Fuligni	D34G Racing	WSSP	263.4	5	262.8	6	262.8	4	261.5	12	261.5	9	262,4
12	Filippo Fuligni	D34G Racing	WSSP	262.1	2	260.9	10	260.9	6	259.6	4	259.0	7	260,5
88	Alessandro Zetti	Kallio Racing	WSSP	261.5	6	260.2	15	260.2	12	260.2	7	260.2	5	260,5
50	Ondrej Vostatek	MS Racing Yamaha WorldSSP	WSSP	259.6	8	258.4	11	258.4	4	258.4	3	257.8	9	258,5



World SSP
DWO Supported Test Motorland
Free Practice 3

Fastest Lap Sequence

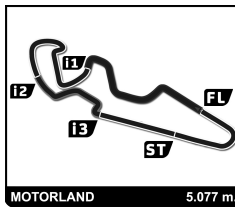
Elapsed	No Rider	Team	Bike	Class	Time	Kph	Lap
4:01.720	11 Nicolo Bulega	Aruba.it Racing WorldSSP Team	Ducati Panigale V2	WSSP	1:55.474	158.3	2
4:13.227	61 Can Oncu	Kawasaki Puccetti Racing	Kawasaki ZX-6R	WSSP	1:55.376	158.4	2
5:54.253	77 Dominique Aegerter	Ten Kate Racing Yamaha	Yamaha YZF R6	WSSP	1:54.766	159.3	2
7:48.597	77 Dominique Aegerter	Ten Kate Racing Yamaha	Yamaha YZF R6	WSSP	1:54.344	159.8	3
13:31.789	77 Dominique Aegerter	Ten Kate Racing Yamaha	Yamaha YZF R6	WSSP	1:54.323	159.9	6
13:34.176	11 Nicolo Bulega	Aruba.it Racing WorldSSP Team	Ducati Panigale V2	WSSP	1:54.238	160.0	7
38:48.302	11 Nicolo Bulega	Aruba.it Racing WorldSSP Team	Ducati Panigale V2	WSSP	1:54.199	160.0	13
42:36.778	11 Nicolo Bulega	Aruba.it Racing WorldSSP Team	Ducati Panigale V2	WSSP	1:53.818	160.6	15



World SSP DWO Supported Test Motorland Free Practice 3 Sector Analysis

— Invalidated Lap ■ Personal Best ■ Session Best B Crossing the pit lane

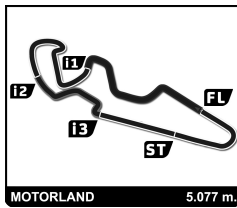
Lap	Time	Sector 1	Sector 2	Sector 3	Sector 4	Elapsed	Lap	Time	Sector 1	Sector 2	Sector 3	Sector 4	Elapsed
3	Raffaele De Rosa					ITA	10	Unai Orradre					ESP
Orelac Racing Verdnatura WorldSSP						Ducati Panigale V2	MS Racing Yamaha WorldSSP						Yamaha YZF R6
1	4:01.881	2:35.089	34.902	51.890		4:01.881	1	15:10.425	...	38.940	56.502		15:10.425
2	1:56.282	33.081	32.859	50.342		5:58.163	2	2:02.970	35.728	34.824	52.418		17:13.395
3	1:56.087	33.042	32.688	50.357		7:54.250	3	1:58.750	33.968	33.372	51.410		19:12.145
4	1:56.067	32.967	32.646	50.454		9:50.317	4	1:58.416	33.653	33.335	51.428		21:10.561
5	2:08.691	B 35.851	35.071	57.769		11:59.008	5	2:10.016	B 34.800	35.090	1:00.126		23:20.577
6	10:38.831	9:06.548	38.315	53.968		22:37.839	6	9:52.110	8:26.373	33.930	51.807		33:12.687
7	1:56.971	33.492	32.763	50.716		24:34.810	7	1:57.216	33.456	32.899	50.861		35:09.903
8	1:55.595	32.883	32.454	50.258		26:30.405	8	1:56.685	33.199	32.670	50.816		37:06.588
9	1:56.400	32.963	32.621	50.816		28:26.805	9	2:06.152	33.368	36.535	56.249		39:12.740
10	2:07.187	B 34.444	34.625	58.118		30:33.992	10	2:08.318	37.597	38.861	51.860		41:21.058
11	6:08.411	4:43.274	34.012	51.125		36:42.403	11	2:01.591	37.033	33.415	51.143		43:22.649
12	1:55.319	32.657	32.276	50.386		38:37.722	12	1:57.333	33.341	32.981	51.011		45:19.982
13	2:05.125	32.669	32.318	1:00.138		40:42.847							
14	1:55.695	33.522	32.106	50.067		42:38.542							
15	1:55.151	32.681	32.356	50.114		44:33.693							
16	2:01.085	38.110	32.507	50.468		46:34.778							
6	Jeffrey Buis					NLD	11	Nicolo Bulega					ITA
Motozoo Racing by Puccetti						Kawasaki ZX-6R	Aruba.it Racing WorldSSP Team						Ducati Panigale V2
1	6:13.135	4:48.245	33.251	51.639		6:13.135	1	2:06.246	41.644	33.818	50.784		2:06.246
2	1:57.187	33.235	32.879	51.073		8:10.322	2	1:55.474	33.152	32.158	50.164		4:01.720
3	1:56.764	33.154	32.642	50.968		10:07.086	3	1:54.827	32.580	32.095	50.152		5:56.547
4	1:57.026	33.453	32.580	50.993		12:04.112	4	1:54.442	32.618	31.996	49.828		7:50.989
5	1:57.121	33.000	33.047	51.074		14:01.233	5	1:54.544	32.610	32.195	49.739		9:45.533
6	2:12.106	B 36.815	33.764	1:01.527		16:13.339	6	1:54.405	32.531	32.074	49.800		11:39.938
7	16:04.233	...	33.188	53.469		32:17.572	7	1:54.238	32.505	32.012	49.721		13:34.176
8	2:01.081	37.418	32.653	51.010		34:18.653	8	1:54.495	32.450	32.192	49.853		15:28.671
9	1:57.304	33.397	32.996	50.911		36:15.957	9	2:00.207	B 32.427	32.091	55.689		17:28.878
10	1:56.725	33.303	32.597	50.825		38:12.682	10	12:49.329	...	34.586	50.629		30:18.207
11	2:09.601	34.108	44.251	51.242		40:22.283	11	2:02.238	B 33.525	33.250	55.463		32:20.445
12	1:56.847	33.079	32.914	50.854		42:19.130	12	4:33.658	3:10.643	32.707	50.308		36:54.103
13	1:56.886	33.115	32.699	51.072		44:16.016	13	1:54.199	32.504	31.926	49.769		38:48.302
14	2:01.099	36.871	33.035	51.193		46:17.115	14	1:54.658	32.454	31.953	50.251		40:42.960
7	Lorenzo Baldassarri					ITA	12	Filippo Fuligni					ITA
Evan Bros. WorldSSP Yamaha Team						Yamaha YZF R6	D34G Racing						Ducati Panigale V2
1	2:55.714	1:30.981	33.625	51.108		2:55.714	1	7:14.478	5:47.723	34.476	52.279		7:14.478
2	1:56.316	33.427	32.536	50.353		4:52.030	2	1:59.545	34.009	33.673	51.863		9:14.023
3	1:55.418	32.957	32.247	50.214		6:47.448	3	1:58.894	33.541	33.413	51.940		11:12.917
4	1:55.527	33.220	32.273	50.034		8:42.975	4	1:58.786	33.678	33.408	51.700		13:11.703
5	1:54.849	32.676	32.203	49.970		10:37.824	5	2:09.679	B 33.515	33.626	1:02.538		15:21.382
6	1:54.690	32.673	32.099	49.918		12:32.514	6	11:21.104	9:48.514	35.496	57.094		26:42.486
7	2:04.370	B 34.500	33.094	56.776		14:36.884	7	2:00.099	34.211	33.688	52.200		28:42.585
8	12:56.758	...	34.383	51.688		27:33.642	8	1:58.852	33.795	33.237	51.820		30:41.437
9	1:57.067	33.789	32.806	50.472		29:30.709	9	2:10.231	B 36.848	34.406	58.977		32:51.668
10	1:55.647	33.043	32.449	50.155		31:26.356	10	7:37.037	6:10.507	34.533	51.997		40:28.705
11	1:55.374	32.991	32.294	50.089		33:21.730	11	1:58.438	33.798	33.251	51.389		42:27.143
12	1:55.005	32.777	32.309	49.919		35:16.735	12	1:58.198	33.753	33.114	51.331		44:25.341
13	1:55.167	32.943	32.174	50.050		37:11.902	13	1:58.017	33.557	33.153	51.307		46:23.358
14	2:06.351	B 34.707	33.838	57.806		39:18.253							
15	4:37.692	3:09.475	36.465	51.752		43:55.945							
16	1:55.217	32.902	32.239	50.076		45:51.162							
15	Eugene McManus					IRL	15	Eugene McManus					IRL
Motozoo Racing by Puccetti						Kawasaki ZX-6R	Motozoo Racing by Puccetti						Kawasaki ZX-6R
1	2:51.073	1:22.924	35.082	53.067		2:51.073	1	2:51.073	1:22.924	35.082	53.067		2:51.073
2	2:00.320	34.324	33.654	52.342		4:51.393	2	2:00.320	34.324	33.654	52.342		4:51.393
3	1:59.034	34.093	33.375	51.566		6:50.427	3	1:59.034	34.093	33.375	51.566		6:50.427



World SSP DWO Supported Test Motorland Free Practice 3 Sector Analysis

— Invalidated Lap ■ Personal Best ■ Session Best B Crossing the pit lane

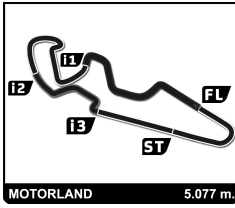
Lap	Time	Sector 1	Sector 2	Sector 3	Sector 4	Elapsed	Lap	Time	Sector 1	Sector 2	Sector 3	Sector 4	Elapsed
4	1:58.696	33.686	33.429	51.581		8:49.123	1	8:13.050	6:42.871	35.965	54.214		8:13.050
5	2:06.766B	33.589	34.356	58.821		10:55.889	2	2:01.725	34.718	34.285	52.722		10:14.775
6	8:11.534	6:44.911	34.373	52.250		19:07.423	3	1:59.907	34.074	33.858	51.975		12:14.682
7	1:59.119	33.957	33.518	51.644		21:06.542	4	1:59.233	33.814	33.485	51.934		14:13.915
8	1:58.650	33.523	33.439	51.688		23:05.192	5	1:58.881	33.754	33.612	51.515		16:12.796
9	1:58.435	33.687	33.158	51.590		25:03.627	6	1:58.752	33.773	33.395	51.584		18:11.548
10	2:08.409B	34.899	34.533	58.977		27:12.036	7	2:15.823B	36.726	34.186	1:04.911		20:27.371
11	7:15.383	5:47.504	35.813	52.066		34:27.419	8	15:05.349	...	36.534	53.424		35:32.720
12	1:58.120	33.482	33.232	51.406		36:25.539	9	2:00.308	34.487	33.898	51.923		37:33.028
13	1:57.676	33.303	33.202	51.171		38:23.215	10	2:07.630B	34.132	34.068	59.430		39:40.658
14	1:58.423	33.849	33.250	51.324		40:21.638	11	5:01.137	3:33.306	35.642	52.189		44:41.795
15	1:58.791	33.390	33.333	52.068		42:20.429	12	1:59.251	33.935	33.494	51.822		46:41.046
16	1:57.489	33.492	33.024	50.973		44:17.918	24 Leonardo Taccini ITA						
17	1:58.193	33.354	32.973	51.866		46:16.111	Ten Kate Racing Yamaha Yamaha YZF R6						
16 Jules Cluzel FRA							1 17:46.653 ... 32.741 51.138 17:46.653						
GMT94 Yamaha Yamaha YZF R6							2 1:56.557 33.016 32.661 50.880 19:43.210						
1	2:23.903	59.341	33.487	51.075		2:23.903	3 1:56.517 32.868 32.737 50.912 21:39.727						
2	1:56.633	33.126	32.497	51.010		4:20.536	4 1:56.156 32.904 32.562 50.690 23:35.883						
3	1:56.104	33.039	32.505	50.560		6:16.640	5 1:56.363 32.930 32.490 50.943 25:32.246						
4	1:55.660	32.808	32.536	50.316		8:12.300	6 1:55.873 32.933 32.404 50.536 27:28.119						
5	1:55.436	32.798	32.413	50.225		10:07.736	7 2:02.092B 33.037 32.819 56.236 29:30.211						
6	2:03.771B	33.667	33.261	56.843		12:11.507	8 8:15.173 6:46.396 32.795 55.982 37:45.384						
7	13:07.316	...	33.663	51.273		25:18.823	9 1:58.985 35.321 32.869 50.795 39:44.369						
8	1:59.496	32.998	35.648	50.850		27:18.319	10 1:56.523 33.129 32.614 50.780 41:40.892						
9	1:54.853	32.639	32.245	49.969		29:13.172	11 1:56.549 33.140 32.663 50.746 43:37.441						
10	2:01.032	37.763	32.839	50.430		31:14.204	12 1:56.253 33.073 32.474 50.706 45:33.694						
11	1:54.889	32.652	32.213	50.024		33:09.093	25 Marcel Brenner CHE						
12	1:55.164	32.642	32.253	50.269		35:04.257	VFT Racing Yamaha YZF R6						
13	2:04.493B	32.636	32.977	58.880		37:08.750	1 2:26.047 1:01.140 33.243 51.664 2:26.047						
14	2:37.628	1:12.816	33.304	51.508		39:46.378	2 2:01.473 36.599 33.270 51.604 4:27.520						
15	1:55.680	32.945	32.332	50.403		41:42.058	3 1:56.694 33.071 32.691 50.932 6:24.214						
16	1:54.736	32.650	32.051	50.035		43:36.794	4 2:02.799B 33.261 33.289 56.249 8:27.013						
17	2:08.010B	37.634	32.876	57.500		45:44.804	5 10:28.976B 8:54.457 33.678 1:00.841 18:55.989						
17 Kyle Smith GBR							6 5:46.132 4:21.049 33.630 51.453 24:42.121						
VFT Racing Yamaha YZF R6							7 1:56.561 33.120 32.593 50.848 26:38.682						
1	2:32.244	1:05.222	34.522	52.500		2:32.244	8 1:56.851 33.094 32.699 51.058 28:35.533						
2	1:57.111	33.429	32.733	50.949		4:29.355	9 2:04.628B 33.533 33.064 58.031 30:40.161						
3	1:56.518	33.158	32.551	50.809		6:25.873	10 7:44.398 6:20.644 33.226 50.528 38:24.559						
4	1:57.676	33.823	32.757	51.096		8:23.549	11 1:59.827 32.793 33.038 53.996 40:24.386						
5	1:56.545	33.016	32.750	50.779		10:20.094	12 1:56.065 32.748 32.472 50.845 42:20.451						
6	1:58.273	33.745	33.145	51.383		12:18.367	13 1:55.853 32.844 32.403 50.606 44:16.304						
7	1:56.437	33.135	32.565	50.737		14:14.804	14 2:08.413B 33.063 32.568 1:02.782 46:24.717						
8	1:56.405	33.019	32.759	50.627		16:11.209	28 Glenn van Straalen NLD						
9	2:06.729B	32.913	32.506	1:01.310		18:17.938	EAB Racing Team Yamaha YZF R6						
10	7:01.504	5:36.607	33.458	51.439		25:19.442	1 2:16.342 51.752 33.362 51.228 2:16.342						
11	1:56.508	33.096	32.660	50.752		27:15.950	2 1:57.937 33.589 33.691 50.657 4:14.279						
12	1:56.966	33.070	32.898	50.998		29:12.916	3 1:58.731 34.540 33.055 51.136 6:13.010						
13	2:51.956B	36.871	55.624	1:19.461		32:04.872	4 1:56.584 33.017 32.797 50.770 8:09.594						
14	8:39.448	7:13.448	33.966	52.034		40:44.320	5 1:56.496 33.116 32.613 50.767 10:06.090						
15	1:55.925	33.022	32.410	50.493		42:40.245	6 1:57.219 33.327 33.243 50.649 12:03.309						
16	1:55.818	32.964	32.446	50.408		44:36.063	7 2:05.300B 32.899 32.654 59.747 14:08.609						
17	1:55.884	32.782	32.486	50.616		46:31.947	8 8:26.383 7:02.000 33.350 51.033 22:34.992						
22 Federico Fuligni ITA							9 1:55.322 32.663 32.370 50.289 24:30.314						
D34G Racing Ducati Panigale V2							10 1:55.287 32.768 32.235 50.284 26:25.601						



World SSP
DWO Supported Test Motorland
Free Practice 3
Sector Analysis

— Invalidated Lap ■ Personal Best ■ Session Best B Crossing the pit lane

Lap	Time	Sector 1	Sector 2	Sector 3	Sector 4	Elapsed	Lap	Time	Sector 1	Sector 2	Sector 3	Sector 4	Elapsed	
32	Oliver Bayliss						AUS	4	1:56.664	33.208	32.713	50.743		9:40.458
	BARNI Spark Racing Team						Ducati Panigale V2	5	2:25.472 B	45.607	37.317	1:02.548		12:05.930
1	2:26.450	1:00.227	33.784	52.439		2:26.450	6	9:57.729	8:33.042	33.869	50.818		22:03.659	
2	1:58.888	33.642	33.563	51.683		4:25.338	7	1:56.475	32.999	32.578	50.898		24:00.134	
3	1:58.308	33.746	33.188	51.374		6:23.646	8	1:56.360	33.014	32.800	50.546		25:56.494	
4	1:58.459	33.529	33.633	51.297		8:22.105	9	1:56.503	33.177	32.733	50.593		27:52.997	
5	1:57.596	33.500	33.071	51.025		10:19.701	10	2:16.982 B	39.274	37.047	1:00.661		30:09.979	
6	2:05.185 B	33.475	34.755	56.955		12:24.886	11	10:16.400	8:43.553	39.316	53.531		40:26.379	
7	9:06.752	7:41.609	33.612	51.531		21:31.638	12	2:05.594	33.270	32.843	59.481		42:31.973	
8	1:58.030	33.718	33.192	51.120		23:29.668	13	1:56.655	33.362	32.752	50.541		44:28.628	
9	1:58.264	33.740	33.349	51.175		25:27.932	14	1:55.770	32.922	32.426	50.422		46:24.398	
10	1:57.739	33.552	33.093	51.094		27:25.671	54 Bahattin Sofuoglu TUR							
11	2:13.048 B	37.987	34.302	1:00.759		29:38.719	MV Agusta Reparto Corse MV Agusta F3 800 RR							
12	6:21.985	4:53.531	34.761	53.693		36:00.704	1	2:41.154	1:13.326	35.015	52.813		2:41.154	
13	1:56.422	33.192	32.711	50.519		37:57.126	2	1:59.424	34.275	33.342	51.807		4:40.578	
14	1:56.602	33.135	32.700	50.767		39:53.728	3	1:57.825	33.599	33.189	51.037		6:38.403	
15	1:56.462	33.072	32.718	50.672		41:50.190	4	1:57.612	33.595	33.094	50.923		8:36.015	
16	2:07.313 B	33.434	34.833	59.046		43:57.503	5	1:56.899	33.190	32.900	50.809		10:32.914	
38	Hannes Soomer						EST	6	2:03.663	37.269	34.779	51.615		12:36.577
	Dynavolt Triumph						Triumph Street Triple RS	7	1:57.515	33.262	33.006	51.247		14:34.092
1	6:02.304	4:37.719	33.216	51.369		6:02.304	8	1:56.999	33.143	33.049	50.807		16:31.091	
2	2:02.907 B	33.320	32.792	56.795		8:05.211	9	1:57.193	33.281	32.938	50.974		18:28.284	
3	2:50.945	1:27.517	32.740	50.688		10:56.156	10	1:56.755	33.286	32.808	50.661		20:25.039	
4	1:56.420	33.167	32.478	50.775		12:52.576	11	1:56.488	33.183	32.721	50.584		22:21.527	
5	1:56.324	33.146	32.536	50.642		14:48.900	12	2:12.757 B	33.377	33.719	1:05.661		24:34.284	
6	1:55.530	32.749	32.382	50.399		16:44.430	13	8:35.541	7:09.088	34.191	52.262		33:09.825	
7	1:55.449	32.680	32.531	50.238		18:39.879	14	1:57.879	33.575	33.104	51.200		35:07.704	
8	1:55.470	32.646	32.392	50.432		20:35.349	15	1:57.410	33.366	33.029	51.015		37:05.114	
9	2:02.949 B	33.301	33.101	56.547		22:38.298	16	2:03.456	33.460	37.513	52.483		39:08.570	
10	9:08.876	7:44.556	33.213	51.107		31:47.174	17	1:57.567	33.528	32.903	51.136		41:06.137	
11	1:55.427	32.839	32.360	50.228		33:42.601	18	2:04.048 B	33.248	33.012	57.788		43:10.185	
12	1:54.988	32.564	32.179	50.245		35:37.589	19	3:33.919	1:55.630	44.419	53.870		46:44.104	
50	Ondrej Vostatek						CZE	55 Yari Montella ITA						
	MS Racing Yamaha WorldSSP						Yamaha YZF R6	Kawasaki Puccetti Racing Kawasaki ZX-6R						
1	2:45.144	1:19.634	33.657	51.853		2:45.144	1	2:10.733	45.839	33.350	51.544		2:10.733	
2	1:58.099	33.545	33.140	51.414		4:43.243	2	1:57.472	33.423	32.748	51.301		4:08.205	
3	1:58.688	33.827	33.409	51.452		6:41.931	3	1:57.101	33.446	32.712	50.943		6:05.306	
4	1:57.947	33.410	33.142	51.395		8:39.878	4	2:01.054	36.109	32.838	52.107		8:06.360	
5	2:07.561 B	35.467	34.460	57.634		10:47.439	5	1:56.009	33.035	32.487	50.487		10:02.369	
6	16:39.120	...	36.582	51.417		27:26.559	6	1:56.225	33.255	32.644	50.326		11:58.594	
7	1:57.051	33.207	32.710	51.134		29:23.610	7	2:04.367 B	33.200	32.546	58.621		14:02.961	
8	1:56.617	33.133	32.670	50.814		31:20.227	8	8:34.113	7:09.237	32.822	52.054		22:37.074	
9	1:56.737	33.059	32.750	50.928		33:16.964	9	1:56.571	33.281	32.541	50.749		24:33.645	
10	1:56.698	33.184	32.751	50.763		35:13.662	10	1:56.121	33.209	32.571	50.341		26:29.766	
11	2:00.612	36.867	32.884	50.861		37:14.274	11	2:03.777 B	33.036	32.636	58.105		28:33.543	
12	1:57.126	33.156	32.842	51.128		39:11.400	12	5:30.557	4:07.556	32.626	50.375		34:04.100	
13	2:07.082	37.154	38.683	51.245		41:18.482	13	1:55.726	32.830	32.344	50.552		35:59.826	
52	Patrick Hobelsberger						DEU	14	1:55.362	32.610	32.275	50.477		37:55.188
	Kallio Racing						Yamaha YZF R6	15	1:55.126	32.656	32.415	50.055		39:50.314
1	3:49.456	2:24.087	33.952	51.417		3:49.456	16	1:57.486	34.078	32.892	50.516		41:47.800	
2	1:57.563	33.376	33.287	50.900		5:47.019	17	1:55.722	32.982	32.430	50.310		43:43.522	
3	1:56.775	33.190	32.835	50.750		7:43.794	18	1:55.169	32.671	32.361	50.137		45:38.691	
56	Peter Sebestyen						HUN	56 Peter Sebestyen HUN						
	Evan Bros. WorldSSP Yamaha Team						Yamaha YZF R6	Evan Bros. WorldSSP Yamaha Team Yamaha YZF R6						



World SSP DWO Supported Test Motorland Free Practice 3 Sector Analysis

— Invalidated Lap ■ Personal Best ■ Session Best B Crossing the pit lane

Lap	Time	Sector 1	Sector 2	Sector 3	Sector 4	Elapsed	Lap	Time	Sector 1	Sector 2	Sector 3	Sector 4	Elapsed
1	3:00.412	1:35.541	33.656	51.215		3:00.412	4	1:57.461	33.726	32.840	50.895		8:04.255
2	1:57.045	33.452	32.887	50.706		4:57.457	5	1:57.932	33.328	32.738	51.866		10:02.187
3	1:56.796	33.334	32.703	50.759		6:54.253	6	2:02.220 B	33.740	32.731	55.749		12:04.407
4	1:56.426	33.223	32.634	50.569		8:50.679	7	9:25.837	8:00.739	33.414	51.684		21:30.244
5	2:04.202 B	33.228	33.233	57.741		10:54.881	8	1:57.337	33.681	32.739	50.917		23:27.581
6	7:02.621	5:39.076	32.932	50.613		17:57.502	9	1:56.453	33.401	32.574	50.478		25:24.034
7	2:02.473	33.483	32.786	56.204		19:59.975	10	1:56.229	33.052	32.487	50.690		27:20.263
8	1:56.904	33.406	32.806	50.692		21:56.879	11	1:55.482	32.814	32.333	50.335		29:15.745
9	1:56.760	33.229	32.684	50.847		23:53.639	12	2:09.752 B	36.528	35.327	57.897		31:25.497
10	1:57.140	33.500	32.779	50.861		25:50.779	13	5:01.204	3:37.756	32.732	50.716		36:26.701
11	1:57.130	33.267	32.813	51.050		27:47.909	14	1:56.550	32.855	32.627	51.068		38:23.251
12	2:04.352 B	33.645	33.220	57.487		29:52.261	15	1:56.443	33.075	32.839	50.529		40:19.694
13	13:29.106	...	33.352	51.023		43:21.367	16	1:55.606	32.926	32.292	50.388		42:15.300
14	1:55.377	32.783	32.316	50.278		45:16.744	17	1:55.359	32.946	32.200	50.213		44:10.659
							18	1:55.303	32.772	32.297	50.234		46:05.962

61 Can Oncu TUR
Kawasaki Puccetti Racing Kawasaki ZX-6R

1	2:17.851	53.936	32.510	51.405		2:17.851
2	1:55.376	32.783	32.284	50.309		4:13.227
3	1:55.301	32.676	32.485	50.140		6:08.528
4	1:57.611	33.285	32.530	51.796		8:06.139
5	1:55.370	32.568	32.308	50.494		10:01.509
6	2:03.338	40.675	32.561	50.102		12:04.847
7	1:55.456	32.634	32.542	50.280		14:00.303
8	1:59.344	37.008	32.333	50.003		15:59.647
9	1:55.015	32.634	32.341	50.040		17:54.662
10	2:02.378	36.576	32.648	53.154		19:57.040
11	2:02.871 B	32.774	34.989	55.108		21:59.911
12	12:05.029	...	32.497	50.807		34:04.940
13	1:54.966	32.493	32.180	50.293		35:59.906
14	1:56.008	32.812	32.338	50.858		37:55.914
15	1:58.164 B	32.537	32.184	53.443		39:54.078
16	5:04.586	3:39.632	33.522	51.432		44:58.664
17	1:53.994	32.288	31.902	49.804		46:52.658

66 Niki Tuuli FIN
MV Agusta Reparto Corse MV Agusta F3 800 RR

1	2:23.250	58.607	33.620	51.023		2:23.250
2	1:57.120	32.956	32.987	51.177		4:20.370
3	1:55.179	32.792	32.134	50.253		6:15.549
4	1:55.665	32.678	32.148	50.839		8:11.214
5	1:55.694	32.559	32.508	50.627		10:06.908
6	1:55.398	32.706	32.249	50.443		12:02.306
7	2:00.914	33.024	36.670	51.220		14:03.220
8	1:55.347	32.789	32.292	50.266		15:58.567
9	2:03.978 B	33.310	33.379	57.289		18:02.545
10	16:23.934	...	37.285	51.187		34:26.479
11	1:54.861	32.566	32.037	50.258		36:21.340
12	1:54.524	32.483	31.939	50.102		38:15.864
13	1:55.401	32.583	32.374	50.444		40:11.265
14	1:55.355	32.679	32.099	50.577		42:06.620
15	1:54.789	32.484	32.061	50.244		44:01.409
16	2:02.532	32.697	37.591	52.244		46:03.941

62 Stefano Manzi ITA
Dynavolt Triumph Triumph Street Triple RS

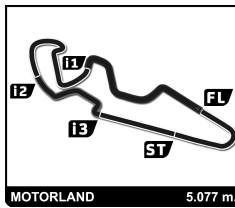
1	2:16.145	51.079	33.597	51.469		2:16.145
2	2:02.004	33.599	36.930	51.475		4:18.149
3	1:57.314	33.643	32.795	50.876		6:15.463
4	1:55.979	33.147	32.289	50.543		8:11.442
5	1:55.700	32.755	32.293	50.652		10:07.142
6	1:55.513	33.025	32.360	50.128		12:02.655
7	2:08.856 B	32.997	37.475	58.384		14:11.511
8	15:29.151	...	33.084	51.058		29:40.662
9	1:55.925	33.227	32.136	50.562		31:36.587
10	1:55.431	32.917	32.118	50.396		33:32.018
11	1:55.013	32.762	32.064	50.187		35:27.031
12	1:55.168	32.789	32.231	50.148		37:22.199
13	1:54.963	32.796	32.141	50.026		39:17.162
14	2:08.572 B	36.822	34.652	57.098		41:25.734

69 Thomas Booth-Amos GBR
Prodina Racing WorldSSP Kawasaki ZX-6R

1	2:51.155	1:25.741	33.770	51.644		2:51.155
2	1:58.277	33.863	33.203	51.211		4:49.432
3	1:57.916	33.531	33.246	51.139		6:47.348
4	1:57.609	33.681	32.930	50.998		8:44.957
5	1:57.595	33.648	33.114	50.833		10:42.552
6	1:57.495	33.477	32.959	51.059		12:40.047
7	1:57.436	33.494	32.992	50.950		14:37.483
8	1:57.341	33.386	32.938	51.017		16:34.824
9	2:15.672 B	39.322	36.829	59.521		18:50.496
10	7:30.729	5:49.374	44.593	56.762		26:21.225
11	1:56.142	33.299	32.430	50.413		28:17.367
12	1:58.130	33.232	33.761	51.137		30:15.497
13	1:55.797	32.884	32.414	50.499		32:11.294
14	2:06.329 B	35.546	33.728	57.055		34:17.623
15	4:55.696	3:14.334	44.959	56.403		39:13.319
16	2:09.580	34.316	41.754	53.510		41:22.899
17	1:56.300	33.030	32.641	50.629		43:19.199
18	2:17.203 B	40.003	35.221	1:01.979		45:36.402

64 Federico Caricasulo ITA
Althea Racing Ducati Panigale V2

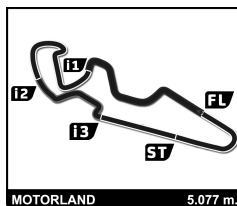
1	2:11.091	44.435	34.388	52.268		2:11.091
2	1:58.035	33.800	33.000	51.235		4:09.126
3	1:57.668	33.506	33.015	51.147		6:06.794



World SSP DWO Supported Test Motorland Free Practice 3 Sector Analysis

— Invalidated Lap ■ Personal Best ■ Session Best B Crossing the pit lane

Lap	Time	Sector 1	Sector 2	Sector 3	Sector 4	Elapsed	Lap	Time	Sector 1	Sector 2	Sector 3	Sector 4	Elapsed		
73	Maximilian Kofler AUT CM Racing Ducati Panigale V2							94	Andy Verdoia FRA GMT94 Yamaha Yamaha YZF R6						
1	2:21.355	55.243	33.718	52.394		2:21.355	1	2:28.020	53.960	34.609	59.451		2:28.020		
2	1:59.543	34.163	33.542	51.838		4:20.898	2	1:57.883	33.685	33.005	51.193		4:25.903		
3	2:00.306	33.910	34.394	52.002		6:21.204	3	1:57.932	33.404	33.221	51.307		6:23.835		
4	1:59.214	34.150	33.391	51.673		8:20.418	4	1:58.721	33.476	33.781	51.464		8:22.556		
5	1:58.595	33.989	33.243	51.363		10:19.013	5	1:57.307	33.198	33.181	50.928		10:19.863		
6	2:05.034 B	33.736	33.337	57.961		12:24.047	6	2:03.847 B	33.527	33.431	56.889		12:23.710		
7	7:54.130	6:28.547	33.730	51.853		20:18.177	7	10:04.355	8:38.936	34.143	51.276		22:28.065		
8	1:58.738	33.931	33.306	51.501		22:16.915	8	1:56.213	33.134	32.356	50.723		24:24.278		
9	1:59.095	33.981	33.542	51.572		24:16.010	9	1:55.445	32.755	32.221	50.469		26:19.723		
10	2:05.299 B	34.144	33.386	57.769		26:21.309	10	1:58.749	32.843	32.485	53.421		28:18.472		
11	12:17.014	...	33.254	51.389		38:38.323	11	1:56.311	32.970	32.511	50.830		30:14.783		
12	1:56.331	33.116	32.632	50.583		40:34.654	12	1:56.437	33.011	32.489	50.937		32:11.220		
13	2:01.869	36.205	33.253	52.411		42:36.523	13	1:57.013	33.208	32.990	50.815		34:08.233		
14	1:57.123	33.111	33.049	50.963		44:33.646	14	2:10.228 B	32.889	32.641	1:04.698		36:18.461		
15	2:07.884	33.418	39.965	54.501		46:41.530	15	7:51.046	6:26.185	33.541	51.320		44:09.507		
							16	1:56.393	33.132	32.582	50.679		46:05.900		
77	Dominique Aegerter CHE Ten Kate Racing Yamaha Yamaha YZF R6							99	Adrian Huertas ESP MTM Kawasaki Kawasaki ZX-6R						
1	3:59.487	2:34.642	33.965	50.880		3:59.487	1	3:53.396	2:27.459	33.891	52.046		3:53.396		
2	1:54.766	32.667	32.072	50.027		5:54.253	2	1:58.337	34.019	33.072	51.246		5:51.733		
3	1:54.344	32.403	32.104	49.837		7:48.597	3	2:06.607 B	33.691	33.987	58.929		7:58.340		
4	1:54.345	32.301	31.980	50.064		9:42.942	4	10:38.705	9:14.369	33.315	51.021		18:37.045		
5	1:54.524	32.376	32.109	50.039		11:37.466	5	1:56.653	33.178	32.694	50.781		20:33.698		
6	1:54.323	32.381	32.024	49.918		13:31.789	6	1:56.278	32.986	32.562	50.730		22:29.976		
7	1:54.243	32.316	31.882	50.045		15:26.032	7	1:56.374	32.982	32.846	50.546		24:26.350		
8	2:03.146 B	32.248	32.195	58.703		17:29.178	8	1:56.375	32.979	32.604	50.792		26:22.725		
9	17:04.232	...	44.297	53.390		34:33.410	9	2:06.699 B	33.338	32.644	1:00.717		28:29.424		
10	1:55.473	33.015	32.309	50.149		36:28.883	10	12:52.520	...	33.166	51.205		41:21.944		
11	1:54.448	32.355	32.125	49.968		38:23.331	11	1:58.042	34.259	33.252	50.531		43:19.986		
12	2:17.855	32.838	42.436	1:02.581		40:41.186	12	1:57.964	33.040	34.321	50.603		45:17.950		
13	1:54.968	32.670	32.188	50.110		42:36.154									
14	1:54.013	32.347	31.832	49.834		44:30.167									
15	1:53.914	32.205	31.925	49.784		46:24.081									
88	Alessandro Zetti ITA Kallio Racing Yamaha YZF R6														
1	3:17.090	1:47.120	36.164	53.806		3:17.090									
2	2:01.791	34.818	34.253	52.720		5:18.881									
3	2:00.882	34.240	34.151	52.491		7:19.763									
4	2:00.367	34.003	33.869	52.495		9:20.130									
5	2:00.503	34.142	33.860	52.501		11:20.633									
6	1:59.957	33.909	33.725	52.323		13:20.590									
7	1:59.649	33.887	33.601	52.161		15:20.239									
8	2:09.813 B	34.411	33.837	1:01.565		17:30.052									
9	11:30.607	...	35.516	53.574		29:00.659									
10	2:00.971	34.413	34.049	52.509		31:01.630									
11	2:00.419	34.105	33.935	52.379		33:02.049									
12	2:00.543	34.208	33.894	52.441		35:02.592									
13	2:12.172 B	34.283	34.753	1:03.136		37:14.764									
14	3:51.870	2:20.901	35.453	55.516		41:06.634									
15	2:00.949	34.326	33.904	52.719		43:07.583									
16	2:00.644	34.324	33.882	52.438		45:08.227									



World SSP

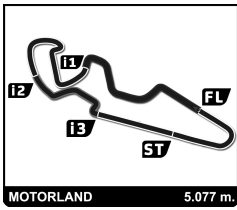
DWO Supported Test Motorland Combined Day 1

Classification

No	Rider	Nat	Team	Cl.	FP 1	FP 2	FP 3	Time	Gap
1	11 Nicolò Bulega	ITA	Aruba.it Racing WorldSSP Team	WSSP		1:55.053	1:53.818	1:53.818	
2	77 Dominique Aegerter	CHE	Ten Kate Racing Yamaha	WSSP		1:54.550	1:53.914	1:53.914	0.096 0.096
3	61 Can Oncu	TUR	Kawasaki Puccetti Racing	WSSP		1:55.792	1:53.994	1:53.994	0.176 0.080
4	66 Niki Tuuli	FIN	MV Agusta Reparto Corse	WSSP		1:55.651	1:54.524	1:54.524	0.706 0.530
5	7 Lorenzo Baldassarri	ITA	Evan Bros. WorldSSP Yamaha Team	WSSP		1:55.151	1:54.690	1:54.690	0.872 0.166
6	16 Jules Cluzel	FRA	GMT94 Yamaha	WSSP		1:57.472	1:54.736	1:54.736	0.918 0.046
7	62 Stefano Manzi	ITA	Dynavolt Triumph	WSSP	2:06.643	1:55.876	1:54.963	1:54.963	1.145 0.227
8	38 Hannes Soomer	EST	Dynavolt Triumph	WSSP	1:57.386	1:56.730	1:54.988	1:54.988	1.170 0.025
9	55 Yari Montella	ITA	Kawasaki Puccetti Racing	WSSP		1:56.280	1:55.126	1:55.126	1.308 0.138
10	3 Raffaele De Rosa	ITA	Orelac Racing Verdatura WorldSSP	WSSP	1:58.843	1:56.114	1:55.151	1:55.151	1.333 0.025
11	28 Glenn van Straalen	NLD	EAB Racing Team	WSSP	1:58.710	1:55.271	1:55.287	1:55.271	1.453 0.120
12	64 Federico Caricasulo	ITA	Althea Racing	WSSP	2:01.853	1:56.319	1:55.303	1:55.303	1.485 0.032
13	56 Peter Sebestyen	HUN	Evan Bros. WorldSSP Yamaha Team	WSSP		1:57.299	1:55.377	1:55.377	1.559 0.074
14	94 Andy Verdoia	FRA	GMT94 Yamaha	WSSP		1:56.666	1:55.445	1:55.445	1.627 0.068
15	25 Marcel Brenner	CHE	VFT Racing	WSSP		1:55.588	1:55.853	1:55.588	1.770 0.143
16	52 Patrick Hobelsberger	DEU	Kallio Racing	WSSP		1:56.409	1:55.770	1:55.770	1.952 0.182
17	69 Thomas Booth-Amos	GBR	Prodina Racing WorldSSP	WSSP		1:57.212	1:55.797	1:55.797	1.979 0.027
18	17 Kyle Smith	GBR	VFT Racing	WSSP	1:59.045	1:56.398	1:55.818	1:55.818	2.000 0.021
19	24 Leonardo Taccini	ITA	Ten Kate Racing Yamaha	WSSP	1:58.215	1:56.021	1:55.873	1:55.873	2.055 0.055
20	99 Adrian Huertas	ESP	MTM Kawasaki	WSSP			1:56.278	1:56.278	2.460 0.405
21	73 Maximilian Kofler	AUT	CM Racing	WSSP	2:02.468	1:57.338	1:56.331	1:56.331	2.513 0.053
22	32 Oliver Bayliss	AUS	BARNI Spark Racing Team	WSSP		1:58.775	1:56.422	1:56.422	2.604 0.091
23	54 Bahattin Sofuoglu	TUR	MV Agusta Reparto Corse	WSSP	2:05.443	1:57.669	1:56.488	1:56.488	2.670 0.066
24	50 Ondrej Vostatek	CZE	MS Racing Yamaha WorldSSP	WSSP		1:56.938	1:56.617	1:56.617	2.799 0.129
25	10 Unai Orradre	ESP	MS Racing Yamaha WorldSSP	WSSP		1:58.319	1:56.685	1:56.685	2.867 0.068
26	6 Jeffrey Buis	NLD	Motozoo Racing by Puccetti	WSSP		1:57.762	1:56.725	1:56.725	2.907 0.040
27	15 Eugene McManus	IRL	Motozoo Racing by Puccetti	WSSP	2:04.320	1:57.855	1:57.489	1:57.489	3.671 0.764
28	12 Filippo Fuligni	ITA	D34G Racing	WSSP	2:02.545	1:59.106	1:58.017	1:58.017	4.199 0.528
29	22 Federico Fuligni	ITA	D34G Racing	WSSP		1:59.399	1:58.752	1:58.752	4.934 0.735
30	88 Alessandro Zetti	ITA	Kallio Racing	WSSP	2:05.563	2:00.781	1:59.649	1:59.649	5.831 0.897

Race Director:

Timekeeper:



World SSP

DWO Supported Test Motorland

Free Practice 4

Classification

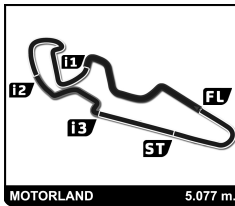
No	Rider	Nat	Team	Bike	Tires	Cl.	Time	Lap Total	Gap	Kph
1	7 Lorenzo Baldassarri	ITA	Evan Bros. WorldSSP Yamaha Team	Yamaha YZF R6	WSSP		1:55.034	10 10	- -	158.9
2	99 Adrian Huertas	ESP	MTM Kawasaki	Kawasaki ZX-6R	WSSP		1:55.939	10 12	+0.905 +0.905	157.6
3	64 Federico Caricasulo	ITA	Althea Racing	Ducati Panigale V2	WSSP		1:56.305	7 9	+1.271 +0.366	157.1
4	16 Jules Cluzel	FRA	GMT94 Yamaha	Yamaha YZF R6	WSSP		1:56.740	5 5	+1.706 +0.435	156.6
5	28 Glenn van Straalen	NLD	EAB Racing Team	Yamaha YZF R6	WSSP		1:57.255	7 9	+2.221 +0.515	155.9
6	24 Leonardo Taccini	ITA	Ten Kate Racing Yamaha	Yamaha YZF R6	WSSP		1:57.414	4 8	+2.380 +0.159	155.7
7	94 Andy Verdoia	FRA	GMT94 Yamaha	Yamaha YZF R6	WSSP		1:57.480	4 6	+2.446 +0.066	155.6
8	6 Jeffrey Buis	NLD	Motozoo Racing by Puccetti	Kawasaki ZX-6R	WSSP		1:57.558	2 6	+2.524 +0.078	155.5
9	56 Peter Sebestyen	HUN	Evan Bros. WorldSSP Yamaha Team	Yamaha YZF R6	WSSP		1:57.854	5 7	+2.820 +0.296	155.1
10	50 Ondrej Vostatek	CZE	MS Racing Yamaha WorldSSP	Yamaha YZF R6	WSSP		1:58.554	4 6	+3.520 +0.700	154.2
11	54 Bahattin Sofuoğlu	TUR	MV Agusta Reparto Corse	MV Agusta F3 800 RR	WSSP		1:58.978	5 6	+3.944 +0.424	153.6
12	73 Maximilian Kofler	AUT	CM Racing	Ducati Panigale V2	WSSP		1:59.109	6 7	+4.075 +0.131	153.4
13	38 Hannes Soomer	EST	Dynavolt Triumph	Triumph Street Triple RS	WSSP		2:00.492	5 6	+5.458 +1.383	151.7
14	15 Eugene McManus	IRL	Motozoo Racing by Puccetti	Kawasaki ZX-6R	WSSP		2:00.715	4 7	+5.681 +0.223	151.4
15	10 Unai Orradre	ESP	MS Racing Yamaha WorldSSP	Yamaha YZF R6	WSSP		2:02.989	2 2	+7.955 +2.274	148.6
16	3 Raffaele De Rosa	ITA	Orelac Racing Verdunatura WorldSSP	Ducati Panigale V2	WSSP					
17	11 Nicolo Bulega	ITA	Aruba.it Racing WorldSSP Team	Ducati Panigale V2	WSSP					
18	12 Filippo Fuligni	ITA	D34G Racing	Ducati Panigale V2	WSSP					
19	17 Kyle Smith	GBR	VFT Racing	Yamaha YZF R6	WSSP					
20	22 Federico Fuligni	ITA	D34G Racing	Ducati Panigale V2	WSSP					
21	25 Marcel Brenner	CHE	VFT Racing	Yamaha YZF R6	WSSP					
22	32 Oliver Bayliss	AUS	BARNI Spark Racing Team	Ducati Panigale V2	WSSP					
23	52 Patrick Hobelsberger	DEU	Kallio Racing	Yamaha YZF R6	WSSP			2		
24	55 Yari Montella	ITA	Kawasaki Puccetti Racing	Kawasaki ZX-6R	WSSP					
25	61 Can Oncu	TUR	Kawasaki Puccetti Racing	Kawasaki ZX-6R	WSSP					
26	62 Stefano Manzi	ITA	Dynavolt Triumph	Triumph Street Triple RS	WSSP					
27	66 Niki Tuuli	FIN	MV Agusta Reparto Corse	MV Agusta F3 800 RR	WSSP			1		
28	69 Thomas Booth-Amos	GBR	Prodina Racing WorldSSP	Kawasaki ZX-6R	WSSP					
29	77 Dominique Aegerter	CHE	Ten Kate Racing Yamaha	Yamaha YZF R6	WSSP					
30	88 Alessandro Zetti	ITA	Kallio Racing	Yamaha YZF R6	WSSP			4		

Fastest Lap: Lap 10 | Lorenzo Baldassarri | **1:55.034** | 158.9 Kph

Published at:

Track Status: **DRY**

Race Director:	Timekeeper:
-----------------------	--------------------



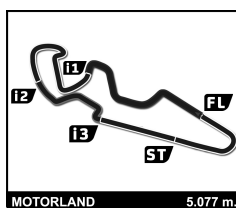
World SSP

DWO Supported Test Motorland

Free Practice 4

Best Sector Times

Sector 1			Sector 2			Sector 3			Sector 4			Ideal Lap	Best Lap
Pos	No	Rider	Time	No	Rider	Time	No	Rider	Time	No	Rider		
1	7	L.Baldassarri	32.895	7	L.Baldassarri	32.160	7	L.Baldassarri	49.788	1	7	1:54.843	1:55.034 (1)
2	99	A.Huertas	32.997	99	A.Huertas	32.344	99	A.Huertas	50.417	2	99	1:55.758	1:55.939 (2)
3	64	F.Caricasulo	33.057	64	F.Caricasulo	32.533	64	F.Caricasulo	50.514	3	64	1:56.104	1:56.305 (3)
4	28	G.van Straalen	33.173	16	J.Cluzel	32.664	16	J.Cluzel	50.809	4	16	1:56.740	1:56.740 (4)
5	16	J.Cluzel	33.267	24	L.Taccini	32.726	94	A.Verdoia	51.011	5	24	1:57.192	1:57.414 (6)
6	6	J.Buis	33.334	28	G.van Straalen	32.805	24	L.Taccini	51.114	6	28	1:57.249	1:57.255 (5)
7	24	L.Taccini	33.352	6	J.Buis	32.813	6	J.Buis	51.199	7	94	1:57.341	1:57.480 (7)
8	94	A.Verdoia	33.505	94	A.Verdoia	32.825	56	P.Sebestyen	51.243	8	6	1:57.346	1:57.558 (8)
9	56	P.Sebestyen	33.617	56	P.Sebestyen	32.971	28	G.van Straalen	51.271	9	56	1:57.831	1:57.854 (9)
10	50	O.Vostatek	33.647	50	O.Vostatek	33.330	73	M.Kofler	51.489	10	50	1:58.554	1:58.554 (10)
11	54	B.Sofuoglu	33.844	73	M.Kofler	33.359	54	B.Sofuoglu	51.542	11	73	1:58.848	1:59.109 (12)
12	73	M.Kofler	34.000	54	B.Sofuoglu	33.592	50	O.Vostatek	51.577	12	54	1:58.978	1:58.978 (11)
13	15	E.McManus	34.035	38	H.Soomer	33.728	15	E.McManus	52.093	13	15	2:00.026	2:00.715 (14)
14	38	H.Soomer	34.478	15	E.McManus	33.898	10	U.Orradre	52.173	14	38	2:00.492	2:00.492 (13)
15	88	A.Zetti	34.986	52	P.Hobelsberger	34.157	38	H.Soomer	52.286	15	10	2:02.989	2:02.989 (15)
16	10	U.Orradre	35.403	88	A.Zetti	35.375	88	A.Zetti	53.940	16	88	2:04.301	



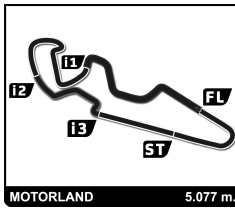
World SSP

DWO Supported Test Motorland

Free Practice 4

Best Top Speed

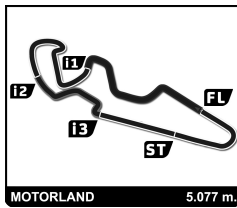
No Rider	Team	Class	Top 1		Top 2		Top 3		Top 4		Top 5		Avg	
			Kph	Lap	Kph	Lap	Kph	Lap	Kph	Lap	Kph	Lap		
94	Andy Verdoia	GMT94 Yamaha	WSSP	271.4	6	264.1	5	261.5	4	260.9	3	259.6	2	263,5
64	Federico Caricasulo	Althea Racing	WSSP	270.7	8	262.8	5	262.8	6	262.1	7	262.1	9	264,1
7	Lorenzo Baldassarri	Evan Bros. WorldSSP Yamaha Team	WSSP	266.7	10	266.7	8	264.1	9	264.1	5	264.1	4	265,1
54	Bahattin Sofuoglu	MV Agusta Reparto Corse	WSSP	265.4	6	264.7	4	264.7	5	262.1	2	261.5	1	263,7
56	Peter Sebestyen	Evan Bros. WorldSSP Yamaha Team	WSSP	264.7	3	264.7	5	263.4	2	263.4	4	262.8	6	263,8
16	Jules Cluzel	GMT94 Yamaha	WSSP	263.4	5	262.8	4	262.1	3	261.5	2	259.0	1	261,8
73	Maximilian Kofler	CM Racing	WSSP	262.8	7	260.9	2	260.9	4	260.2	3	260.2	5	261,0
50	Ondrej Vostatek	MS Racing Yamaha WorldSSP	WSSP	262.1	5	257.1	4	255.9	3	255.3	2	253.5	6	256,8
24	Leonardo Taccini	Ten Kate Racing Yamaha	WSSP	261.5	6	259.6	4	259.0	8	258.4	3	258.4	5	259,4
38	Hannes Soomer	Dynavolt Triumph	WSSP	261.5	5	260.9	4	260.2	2	259.0	1	258.4	6	260,0
99	Adrian Huertas	MTM Kawasaki	WSSP	260.9	12	260.9	9	260.2	8	259.6	10	259.0	7	260,1
10	Unai Orradre	MS Racing Yamaha WorldSSP	WSSP	260.2	2	255.9	1							258,1
15	Eugene McManus	Motozoo Racing by Puccetti	WSSP	260.2	6	260.2	7	259.0	2	259.0	4	258.4	1	259,4
52	Patrick Hobelsberger	Kallio Racing	WSSP	259.0	2	257.8	1							258,4
28	Glenn van Straalen	EAB Racing Team	WSSP	258.4	6	258.4	7	258.4	8	258.4	9	257.8	2	258,3
6	Jeffrey Buis	Motozoo Racing by Puccetti	WSSP	258.4	3	258.4	5	258.4	6	257.1	2	257.1	4	257,9
66	Niki Tuuli	MV Agusta Reparto Corse	WSSP	257.1	1									257,1
88	Alessandro Zetti	Kallio Racing	WSSP	252.3	3	251.2	2	247.7	4	244.9	1			249,0
77	Dominique Aegerter	Ten Kate Racing Yamaha	WSSP											
55	Yari Montella	Kawasaki Puccetti Racing	WSSP											
61	Can Oncu	Kawasaki Puccetti Racing	WSSP											
3	Raffaele De Rosa	Orelac Racing Verdnatura WorldSSP	WSSP											
25	Marcel Brenner	VFT Racing	WSSP											
17	Kyle Smith	VFT Racing	WSSP											
11	Nicolo Bulega	Aruba.it Racing WorldSSP Team	WSSP											
32	Oliver Bayliss	BARNI Spark Racing Team	WSSP											
12	Filippo Fuligni	D34G Racing	WSSP											
22	Federico Fuligni	D34G Racing	WSSP											
62	Stefano Manzi	Dynavolt Triumph	WSSP											
69	Thomas Booth-Amos	Prodina Racing WorldSSP	WSSP											



World SSP
DWO Supported Test Motorland
Free Practice 4

Fastest Lap Sequence

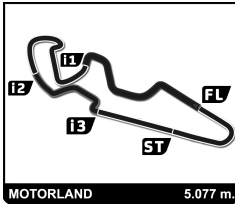
Elapsed	No	Rider	Team	Bike	Class	Time	Kph	Lap
8:17.669	16	Jules Cluzel	GMT94 Yamaha	Yamaha YZF R6	WSSP	2:00.205	152.1	2
9:57.041	50	Ondrej Vostatek	MS Racing Yamaha WorldSSP	Yamaha YZF R6	WSSP	1:59.303	153.2	2
10:15.507	16	Jules Cluzel	GMT94 Yamaha	Yamaha YZF R6	WSSP	1:57.838	155.1	3
10:54.866	99	Adrian Huertas	MTM Kawasaki	Kawasaki ZX-6R	WSSP	1:57.364	155.7	2
12:12.527	16	Jules Cluzel	GMT94 Yamaha	Yamaha YZF R6	WSSP	1:57.020	156.2	4
12:51.657	99	Adrian Huertas	MTM Kawasaki	Kawasaki ZX-6R	WSSP	1:56.791	156.5	3
14:09.267	16	Jules Cluzel	GMT94 Yamaha	Yamaha YZF R6	WSSP	1:56.740	156.6	5
14:48.344	99	Adrian Huertas	MTM Kawasaki	Kawasaki ZX-6R	WSSP	1:56.687	156.6	4
19:43.228	7	Lorenzo Baldassarri	Evan Bros. WorldSSP Yamaha Team	Yamaha YZF R6	WSSP	1:56.027	157.5	3
21:38.845	7	Lorenzo Baldassarri	Evan Bros. WorldSSP Yamaha Team	Yamaha YZF R6	WSSP	1:55.617	158.1	4
23:34.051	7	Lorenzo Baldassarri	Evan Bros. WorldSSP Yamaha Team	Yamaha YZF R6	WSSP	1:55.206	158.6	5
44:42.490	7	Lorenzo Baldassarri	Evan Bros. WorldSSP Yamaha Team	Yamaha YZF R6	WSSP	1:55.101	158.8	9
46:37.524	7	Lorenzo Baldassarri	Evan Bros. WorldSSP Yamaha Team	Yamaha YZF R6	WSSP	1:55.034	158.9	10



World SSP DWO Supported Test Motorland Free Practice 4 Sector Analysis

— Invalidated Lap ■ Personal Best ■ Session Best B Crossing the pit lane

Lap	Time	Sector 1	Sector 2	Sector 3	Sector 4	Elapsed	Lap	Time	Sector 1	Sector 2	Sector 3	Sector 4	Elapsed		
6	Jeffrey Buis (NLD) Motozoo Racing by Puccetti (Kawasaki ZX-6R)							28	Glenn van Straalen (NLD) EAB Racing Team (Yamaha YZF R6)						
1	32:44.252	...	33.954	52.450		32:44.252	1	9:49.600 B	8:16.993	34.545	58.062		9:49.600		
2	1:57.558	33.546	32.813	51.199		34:41.810	2	14:54.477	...	33.741	51.856		24:44.077		
3	1:57.849	33.334	32.996	51.519		36:39.659	3	1:58.265	33.658	33.046	51.561		26:42.342		
4	1:58.377	33.608	33.177	51.592		38:38.036	4	1:57.599	33.279	32.866	51.454		28:39.941		
5	1:57.900	33.588	32.940	51.372		40:35.936	5	2:05.104 B	33.917	33.272	57.915		30:45.045		
6	2:05.913 B	33.974	33.884	58.055		42:41.849	6	9:01.568	7:36.511	33.578	51.479		39:46.613		
							7	1:57.255	33.173	32.805	51.277		41:43.868		
							8	1:57.912	33.411	33.142	51.359		43:41.780		
							9	1:57.592	33.214	33.107	51.271		45:39.372		
7	Lorenzo Baldassari (ITA) Evan Bros. WorldSSP Yamaha Team (Yamaha YZF R6)							38	Hannes Soomer (EST) Dynavolt Triumph (Triumph Street Triple RS)						
1	15:50.174	...	34.269	51.828		15:50.174	1	11:51.189	...	35.394	53.493		11:51.189		
2	1:57.027	33.574	32.809	50.644		17:47.201	2	2:01.690	35.097	33.957	52.636		13:52.879		
3	1:56.027	33.248	32.440	50.339		19:43.228	3	2:06.472 B	34.611	34.133	57.728		15:59.351		
4	1:55.617	33.070	32.248	50.299		21:38.845	4	10:04.502	8:37.257	34.447	52.798		26:03.853		
5	1:55.206	33.042	32.160	50.004		23:34.051	5	2:00.492	34.478	33.728	52.286		28:04.345		
6	2:06.074 B	34.631	33.928	57.515		25:40.125	6	2:08.230 B	34.675	34.424	59.131		30:12.575		
7	15:11.096	...	33.612	50.798		40:51.221									
8	1:56.168	33.041	32.441	50.686		42:47.389									
9	1:55.101	33.031	32.218	49.852		44:42.490									
10	1:55.034	32.895	32.351	49.788		46:37.524									
10	Unai Orradre (ESP) MS Racing Yamaha WorldSSP (Yamaha YZF R6)							50	Ondrej Vostatek (CZE) MS Racing Yamaha WorldSSP (Yamaha YZF R6)						
1	8:54.881	7:21.253	37.643	55.985		8:54.881	1	7:57.738	6:30.657	34.374	52.707		7:57.738		
2	2:02.989	35.403	35.413	52.173		10:57.870	2	1:59.303	33.935	33.523	51.845		9:57.041		
							3	1:59.014	33.771	33.427	51.816		11:56.055		
							4	1:58.554	33.647	33.330	51.577		13:54.609		
							5	2:00.987	33.700	33.498	53.789		15:55.596		
							6	2:09.598 B	34.980	34.393	1:00.225		18:05.194		
15	Eugene McManus (IRL) Motozoo Racing by Puccetti (Kawasaki ZX-6R)							52	Patrick Hobelsberger (DEU) Kallio Racing (Yamaha YZF R6)						
1	27:20.187 B	...	36.746	1:01.408		27:20.187	1	24:30.381 B	...	35.292	1:00.814		24:30.381		
2	3:13.268	1:43.417	35.588	54.263		30:33.455	2	18:58.812 B	...	34.157	56.549		43:29.193		
3	2:02.751	35.154	34.508	53.089		32:36.206									
4	2:00.715	34.588	34.023	52.104		34:36.921									
5	2:07.478 B	34.035	33.898	59.545		36:44.399									
6	6:46.937	5:20.094	34.279	52.564		43:31.336									
7	2:01.055	34.824	34.138	52.093		45:32.391									
16	Jules Cluzel (FRA) GMT94 Yamaha (Yamaha YZF R6)							54	Bahattin Sofuoglu (TUR) MV Agusta Reparto Corse (MV Agusta F3 800 RR)						
1	6:17.464	4:48.632	35.288	53.544		6:17.464	1	24:16.667	...	39.430	57.343		24:16.667		
2	2:00.205	34.679	33.705	51.821		8:17.669	2	2:17.297 B	36.811	36.782	1:03.704		26:33.964		
3	1:57.838	33.638	32.933	51.267		10:15.507	3	13:01.416	...	36.115	53.123		39:35.380		
4	1:57.020	33.314	32.698	51.008		12:12.527	4	2:00.851	34.697	34.225	51.929		41:36.231		
5	1:56.740	33.267	32.664	50.809		14:09.267	5	1:58.978	33.844	33.592	51.542		43:35.209		
							6	2:05.586	34.215	38.552	52.819		45:40.795		
24	Leonardo Taccini (ITA) Ten Kate Racing Yamaha (Yamaha YZF R6)							56	Peter Sebastyen (HUN) Evan Bros. WorldSSP Yamaha Team (Yamaha YZF R6)						
1	31:27.720	...	34.222	52.412		31:27.720	1	31:40.974	...	34.262	52.543		31:40.974		
2	1:58.373	33.998	32.910	51.465		33:26.093	2	2:00.094	34.488	33.651	51.955		33:41.068		
3	1:57.568	33.546	32.908	51.114		35:23.661	3	1:59.326	34.156	33.586	51.584		35:40.394		
4	1:57.414	33.352	32.726	51.336		37:21.075	4	1:58.596	34.024	33.126	51.446		37:38.990		
5	2:01.287	33.683	32.786	54.818		39:22.362	5	1:57.854	33.617	32.971	51.266		39:36.844		
6	1:57.827	33.635	32.949	51.243		41:20.189	6	1:58.267	33.667	33.357	51.243		41:35.111		
7	1:57.546	33.476	32.907	51.163		43:17.735	7	2:10.190 B	34.165	35.988	1:00.037		43:45.301		
8	1:58.085	33.597	32.984	51.504		45:15.820									



World SSP

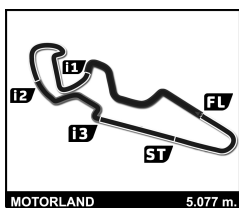
DWO Supported Test Motorland

Free Practice 4

Sector Analysis

— Invalidated Lap ■ Personal Best ■ Session Best B Crossing the pit lane

Lap	Time	Sector 1	Sector 2	Sector 3	Sector 4	Elapsed	Lap	Time	Sector 1	Sector 2	Sector 3	Sector 4	Elapsed
64	Federico Caricasulo ITA												
	Althea Racing							Ducati Panigale V2					
1	30:10.764	...	34.602	53.342		30:10.764							
2	2:01.115	35.100	33.535	52.480		32:11.879							
3	1:58.266	33.942	33.027	51.297		34:10.145							
4	1:57.736	33.411	33.290	51.035		36:07.881							
5	1:56.749	33.290	32.625	50.834		38:04.630							
6	1:56.402	33.152	32.533	50.717		40:01.032							
7	1:56.305	33.057	32.734	50.514		41:57.337							
8	1:57.011	33.160	32.767	51.084		43:54.348							
9	1:58.358	34.255	33.042	51.061		45:52.706							
66	Niki Tuuli FIN												
	MV Agusta Reparto Corse							MV Agusta F3 800 RR					
1	42:54.119	...	46.783	1:05.640		42:54.119							
73	Maximilian Kofler AUT												
	CM Racing							Ducati Panigale V2					
1	33:52.685	...	35.567	53.574		33:52.685							
2	2:01.381	34.807	34.030	52.544		35:54.066							
3	2:01.374	34.705	34.102	52.567		37:55.440							
4	1:59.958	34.306	33.651	52.001		39:55.398							
5	1:59.439	34.000	33.669	51.770		41:54.837							
6	1:59.109	34.035	33.359	51.715		43:53.946							
7	2:00.081	34.450	34.142	51.489		45:54.027							
88	Alessandro Zetti ITA												
	Kallio Racing							Yamaha YZF R6					
1	20:48.930	...	37.816	1:04.367		20:48.930							
2	7:13.357	5:36.422	35.490	1:01.445		28:02.287							
3	7:46.392	6:16.622	35.830	53.940		35:48.679							
4	2:10.057	34.986	35.375	59.696		37:58.736							
94	Andy Verdoia FRA												
	GMT94 Yamaha							Yamaha YZF R6					
1	36:01.338	...	35.184	52.910		36:01.338							
2	1:59.614	34.353	33.627	51.634		38:00.952							
3	1:58.313	33.813	33.136	51.364		39:59.265							
4	1:57.480	33.523	32.946	51.011		41:56.745							
5	1:57.559	33.505	32.825	51.229		43:54.304							
6	1:59.890	34.422	34.011	51.457		45:54.194							
99	Adrian Huertas ESP												
	MTM Kawasaki							Kawasaki ZX-6R					
1	8:57.502	7:32.051	33.737	51.714		8:57.502							
2	1:57.364	33.551	32.889	50.924		10:54.866							
3	1:56.791	33.176	32.840	50.775		12:51.657							
4	1:56.687	33.106	32.798	50.783		14:48.344							
5	2:16.489	38.830	36.195	1:01.464		17:04.833							
6	14:01.734	...	33.311	50.953		31:06.567							
7	1:56.214	33.081	32.575	50.558		33:02.781							
8	2:21.549	40.071	50.419	51.059		35:24.330							
9	1:58.093	34.897	32.779	50.417		37:22.423							
10	1:55.939	32.997	32.344	50.598		39:18.362							
11	1:56.132	33.070	32.563	50.499		41:14.494							
12	2:13.065	33.896	39.688	59.481		43:27.559							



World SSP

DWO Supported Test Motorland

Free Practice 5

Classification

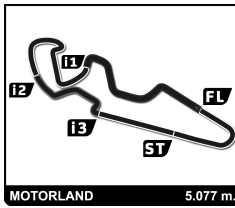
No	Rider	Nat	Team	Bike	Tires	Cl.	Time	Lap	Total	Gap	Kph
1	7	Lorenzo Baldassarri	ITA	Evan Bros. WorldSSP Yamaha Team	Yamaha YZF R6	WSSP	1:53.756	19	19	-	160.7
2	77	Dominique Aegerter	CHE	Ten Kate Racing Yamaha	Yamaha YZF R6	WSSP	1:53.989	4	16	+0.233	160.3
3	61	Can Oncu	TUR	Kawasaki Puccetti Racing	Kawasaki ZX-6R	WSSP	1:54.127	8	20	+0.371	160.1
4	66	Niki Tuuli	FIN	MV Agusta Reparto Corse	MV Agusta F3 800 RR	WSSP	1:54.144	5	13	+0.388	160.1
5	11	Nicolo Bulega	ITA	Aruba.it Racing WorldSSP Team	Ducati Panigale V2	WSSP	1:54.398	3	8	+0.642	159.8
6	55	Yari Montella	ITA	Kawasaki Puccetti Racing	Kawasaki ZX-6R	WSSP	1:54.613	15	16	+0.857	159.5
7	99	Adrian Huertas	ESP	MTM Kawasaki	Kawasaki ZX-6R	WSSP	1:54.733	12	14	+0.977	159.3
8	28	Glenn van Straalen	NLD	EAB Racing Team	Yamaha YZF R6	WSSP	1:54.775	14	18	+1.019	159.2
9	16	Jules Cluzel	FRA	GMT94 Yamaha	Yamaha YZF R6	WSSP	1:54.840	5	14	+1.084	159.2
10	64	Federico Caricasulo	ITA	Althea Racing	Ducati Panigale V2	WSSP	1:54.966	7	18	+1.210	159.0
11	73	Maximilian Kofler	AUT	CM Racing	Ducati Panigale V2	WSSP	1:55.031	14	17	+1.275	158.9
12	94	Andy Verdoia	FRA	GMT94 Yamaha	Yamaha YZF R6	WSSP	1:55.240	14	16	+1.484	158.6
13	56	Peter Sebestyen	HUN	Evan Bros. WorldSSP Yamaha Team	Yamaha YZF R6	WSSP	1:55.335	16	19	+1.579	158.5
14	62	Stefano Manzi	ITA	Dynavolt Triumph	Triumph Street Triple RS	WSSP	1:55.427	10	13	+1.671	158.3
15	38	Hannes Soomer	EST	Dynavolt Triumph	Triumph Street Triple RS	WSSP	1:55.468	10	17	+1.712	158.3
16	3	Raffaele De Rosa	ITA	Orelac Racing Verdunatura WorldSSP	Ducati Panigale V2	WSSP	1:55.478	12	13	+1.722	158.3
17	32	Oliver Bayliss	AUS	BARNI Spark Racing Team	Ducati Panigale V2	WSSP	1:55.719	13	16	+1.963	157.9
18	25	Marcel Brenner	CHE	VFT Racing	Yamaha YZF R6	WSSP	1:55.774	11	11	+2.018	157.9
19	52	Patrick Hobelsberger	DEU	Kallio Racing	Yamaha YZF R6	WSSP	1:55.788	8	9	+2.032	157.9
20	54	Bahattin Sofuoglu	TUR	MV Agusta Reparto Corse	MV Agusta F3 800 RR	WSSP	1:55.851	14	18	+2.095	157.8
21	24	Leonardo Taccini	ITA	Ten Kate Racing Yamaha	Yamaha YZF R6	WSSP	1:55.957	18	18	+2.201	157.6
22	6	Jeffrey Buis	NLD	Motozoo Racing by Puccetti	Kawasaki ZX-6R	WSSP	1:55.969	5	13	+2.213	157.6
23	17	Kyle Smith	GBR	VFT Racing	Yamaha YZF R6	WSSP	1:56.060	13	15	+2.304	157.5
24	69	Thomas Booth-Amos	GBR	Prodina Racing WorldSSP	Kawasaki ZX-6R	WSSP	1:56.125	14	15	+2.369	157.4
25	12	Filippo Fuligni	ITA	D34G Racing	Ducati Panigale V2	WSSP	1:56.848	12	16	+3.092	156.4
26	50	Ondrej Vostatek	CZE	MS Racing Yamaha WorldSSP	Yamaha YZF R6	WSSP	1:57.136	11	12	+3.380	156.0
27	15	Eugene McManus	IRL	Motozoo Racing by Puccetti	Kawasaki ZX-6R	WSSP	1:57.153	4	8	+3.397	156.0
28	10	Unai Orradre	ESP	MS Racing Yamaha WorldSSP	Yamaha YZF R6	WSSP	1:57.923	9	11	+4.167	155.0
29	22	Federico Fuligni	ITA	D34G Racing	Ducati Panigale V2	WSSP	1:58.500	13	15	+4.744	154.2
30	88	Alessandro Zetti	ITA	Kallio Racing	Yamaha YZF R6	WSSP	1:59.680	10	10	+5.924	152.7

Fastest Lap: Lap 19 | Lorenzo Baldassarri | **1:53.756** | 160.7 Kph

Published at:

Track Status: **DRY**

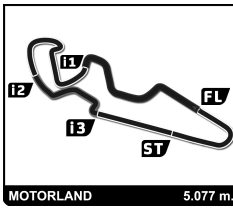
Race Director:	Timekeeper:
-----------------------	--------------------



World SSP
DWO Supported Test Motorland
Free Practice 5

Best Sector Times

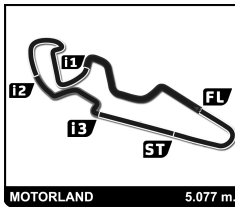
Sector 1			Sector 2			Sector 3			Sector 4			Pos	No	Ideal Lap	Best Lap	
Pos	No	Rider	Time	No	Rider	Time	No	Rider	Time	No	Rider	Time	Pos	No	Ideal Lap	Best Lap
1	77	D.Aegerter	32.186	7	L.Baldassarri	31.760	7	L.Baldassarri	49.420	1	7	1:53.481	1:53.756	(1)		
2	61	C.Oncu	32.259	77	D.Aegerter	31.904	66	N.Tuuli	49.697	2	77	1:53.831	1:53.989	(2)		
3	7	L.Baldassarri	32.301	66	N.Tuuli	31.904	77	D.Aegerter	49.741	3	61	1:54.063	1:54.127	(3)		
4	11	N.Bulega	32.423	28	G.van Straalen	32.006	61	C.Oncu	49.766	4	66	1:54.081	1:54.144	(4)		
5	55	Y.Montella	32.436	11	N.Bulega	32.006	11	N.Bulega	49.845	5	11	1:54.274	1:54.398	(5)		
6	66	N.Tuuli	32.480	61	C.Oncu	32.038	55	Y.Montella	49.854	6	55	1:54.500	1:54.613	(6)		
7	99	A.Huertas	32.532	99	A.Huertas	32.195	16	J.Cluzel	49.919	7	28	1:54.583	1:54.775	(8)		
8	16	J.Cluzel	32.643	55	Y.Montella	32.210	28	G.van Straalen	49.933	8	99	1:54.720	1:54.733	(7)		
9	28	G.van Straalen	32.644	16	J.Cluzel	32.219	99	A.Huertas	49.993	9	16	1:54.781	1:54.840	(9)		
10	73	M.Kofler	32.650	62	S.Manzi	32.223	64	F.Caricasulo	50.019	10	64	1:54.924	1:54.966	(10)		
11	64	F.Caricasulo	32.676	64	F.Caricasulo	32.229	73	M.Kofler	50.050	11	73	1:54.988	1:55.031	(11)		
12	38	H.Soomer	32.686	94	A.Verdoia	32.241	32	O.Bayliss	50.222	12	94	1:55.229	1:55.240	(12)		
13	56	P.Sebestyen	32.688	73	M.Kofler	32.288	54	B.Sofuoglu	50.224	13	62	1:55.289	1:55.427	(14)		
14	3	R.De Rosa	32.708	56	P.Sebestyen	32.329	62	S.Manzi	50.229	14	56	1:55.297	1:55.335	(13)		
15	94	A.Verdoia	32.715	38	H.Soomer	32.330	3	R.De Rosa	50.231	15	38	1:55.344	1:55.468	(15)		
16	17	K.Smith	32.818	24	L.Taccini	32.346	69	T.Booth-Amos	50.235	16	3	1:55.406	1:55.478	(16)		
17	25	M.Brenner	32.834	52	P.Hobelsberger	32.397	94	A.Verdoia	50.273	17	32	1:55.597	1:55.719	(17)		
18	62	S.Manzi	32.837	6	J.Buis	32.442	56	P.Sebestyen	50.280	18	25	1:55.727	1:55.774	(18)		
19	32	O.Bayliss	32.851	17	K.Smith	32.443	38	H.Soomer	50.328	19	54	1:55.732	1:55.851	(20)		
20	24	L.Taccini	32.921	25	M.Brenner	32.453	52	P.Hobelsberger	50.436	20	52	1:55.768	1:55.788	(19)		
21	6	J.Buis	32.933	3	R.De Rosa	32.467	25	M.Brenner	50.440	21	17	1:55.776	1:56.060	(23)		
22	52	P.Hobelsberger	32.935	54	B.Sofuoglu	32.508	6	J.Buis	50.453	22	24	1:55.799	1:55.957	(21)		
23	54	B.Sofuoglu	33.000	32	O.Bayliss	32.524	17	K.Smith	50.515	23	6	1:55.828	1:55.969	(22)		
24	69	T.Booth-Amos	33.170	69	T.Booth-Amos	32.705	24	L.Taccini	50.532	24	69	1:56.110	1:56.125	(24)		
25	15	E.McManus	33.201	12	F.Fuligni	32.737	12	F.Fuligni	50.757	25	12	1:56.728	1:56.848	(25)		
26	50	O.Vostatek	33.216	50	O.Vostatek	32.765	15	E.McManus	51.035	26	50	1:57.030	1:57.136	(26)		
27	12	F.Fuligni	33.234	15	E.McManus	32.917	50	O.Vostatek	51.049	27	15	1:57.153	1:57.153	(27)		
28	10	U.Orradre	33.536	10	U.Orradre	33.033	10	U.Orradre	51.173	28	10	1:57.742	1:57.923	(28)		
29	22	F.Fuligni	33.632	22	F.Fuligni	33.253	22	F.Fuligni	51.331	29	22	1:58.216	1:58.500	(29)		
30	88	A.Zetti	33.954	88	A.Zetti	33.661	88	A.Zetti	51.993	30	88	1:59.608	1:59.680	(30)		



World SSP
DWO Supported Test Motorland
Free Practice 5

Best Top Speed

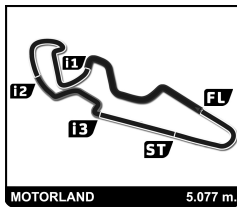
No Rider	Team	Class	Top 1		Top 2		Top 3		Top 4		Top 5		
			Kph	Lap	Kph	Lap	Kph	Lap	Kph	Lap	Kph	Lap	
56 Peter Sebestyen	Evan Bros. WorldSSP Yamaha Team	WSSP	275.5	15	271.4	16	268.7	4	266.7	8	266.7	2	269,8
16 Jules Cluzel	GMT94 Yamaha	WSSP	274.1	5	272.0	4	271.4	11	269.3	9	269.3	6	271,2
54 Bahattin Sofuoğlu	MV Agusta Reparto Corse	WSSP	274.1	11	268.7	17	268.0	15	267.3	18	267.3	12	269,1
11 Nicolo Bulega	Aruba.it Racing WorldSSP Team	WSSP	273.4	3	268.7	4	268.0	2	267.3	1	267.3	5	268,9
55 Yari Montella	Kawasaki Puccetti Racing	WSSP	272.0	15	272.0	1	271.4	3	270.7	8	270.7	7	271,4
32 Oliver Bayliss	BARNI Spark Racing Team	WSSP	271.4	13	270.0	16	270.0	14	269.3	15	269.3	4	270,0
24 Leonardo Taccini	Ten Kate Racing Yamaha	WSSP	270.7	18	268.7	6	266.7	9	266.0	8	265.4	10	267,5
61 Can Oncu	Kawasaki Puccetti Racing	WSSP	270.7	3	268.7	19	267.3	5	266.0	4	265.4	6	267,6
7 Lorenzo Baldassarri	Evan Bros. WorldSSP Yamaha Team	WSSP	270.7	19	269.3	16	269.3	8	268.7	13	268.0	9	269,2
99 Adrian Huertas	MTM Kawasaki	WSSP	270.0	1	266.7	12	266.0	3	265.4	2	264.7	14	266,6
73 Maximilian Kofler	CM Racing	WSSP	269.3	7	269.3	6	269.3	2	267.3	14	267.3	9	268,5
10 Unai Orradre	MS Racing Yamaha WorldSSP	WSSP	269.3	10	267.3	4	266.7	6	266.0	9	266.0	8	267,1
6 Jeffrey Buis	Motozoo Racing by Puccetti	WSSP	269.3	7	266.7	13	266.0	9	266.0	4	265.4	12	266,7
69 Thomas Booth-Amos	Prodina Racing WorldSSP	WSSP	269.3	4	268.7	14	268.7	7	268.7	6	268.0	15	268,7
38 Hannes Soomer	Dynavolt Triumph	WSSP	268.7	14	267.3	9	267.3	7	266.7	8	266.0	13	267,2
77 Dominique Aegerter	Ten Kate Racing Yamaha	WSSP	268.0	10	268.0	4	267.3	13	267.3	5	266.0	16	267,3
66 Niki Tuuli	MV Agusta Reparto Corse	WSSP	268.0	9	267.3	8	266.7	5	266.0	4	264.7	7	266,5
64 Federico Caricasulo	Althea Racing	WSSP	268.0	12	267.3	2	266.7	7	266.7	3	266.0	15	266,9
12 Filippo Fuligni	D34G Racing	WSSP	268.0	8	266.7	10	266.0	9	266.0	4	265.4	11	266,4
50 Ondrej Vostatek	MS Racing Yamaha WorldSSP	WSSP	266.7	3	263.4	5	262.8	10	262.8	4	261.5	11	263,4
28 Glenn van Straalen	EAB Racing Team	WSSP	266.0	13	265.4	12	264.7	15	264.1	18	264.1	14	264,9
22 Federico Fuligni	D34G Racing	WSSP	266.0	14	263.4	12	262.1	11	261.5	13	261.5	4	262,9
94 Andy Verdoia	GMT94 Yamaha	WSSP	265.4	16	265.4	6	265.4	5	265.4	4	265.4	3	265,4
3 Raffaele De Rosa	Orelac Racing Verdnatura WorldSSP	WSSP	265.4	3	264.1	13	264.1	6	264.1	4	263.4	12	264,2
52 Patrick Hobelsberger	Kallio Racing	WSSP	264.7	9	263.4	8	262.8	2	262.8	7	262.1	1	263,2
62 Stefano Manzi	Dynavolt Triumph	WSSP	264.7	3	262.8	6	262.8	5	262.8	4	262.8	1	263,2
25 Marcel Brenner	VFT Racing	WSSP	263.4	6	260.9	7	259.6	3	258.4	11	258.4	4	260,1
15 Eugene McManus	Motozoo Racing by Puccetti	WSSP	263.4	1	262.1	3	262.1	4	262.1	5	260.9	7	262,1
88 Alessandro Zetti	Kallio Racing	WSSP	262.8	7	261.5	8	261.5	2	260.9	10	260.9	9	261,5
17 Kyle Smith	VFT Racing	WSSP	262.1	13	260.2	12	260.2	9	260.2	8	260.2	7	260,6



World SSP
DWO Supported Test Motorland
Free Practice 5

Fastest Lap Sequence

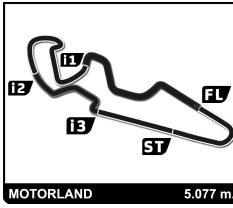
Elapsed	No	Rider	Team	Bike	Class	Time	Kph	Lap
4:04.542	56	Peter Sebestyen	Evan Bros. WorldSSP Yamaha Team	Yamaha YZF R6	WSSP	1:57.273	155.9	2
4:22.007	25	Marcel Brenner	VFT Racing	Yamaha YZF R6	WSSP	1:56.589	156.8	2
4:22.925	55	Yari Montella	Kawasaki Puccetti Racing	Kawasaki ZX-6R	WSSP	1:56.216	157.3	2
6:17.453	7	Lorenzo Baldassarri	Evan Bros. WorldSSP Yamaha Team	Yamaha YZF R6	WSSP	1:54.886	159.1	3
8:12.274	7	Lorenzo Baldassarri	Evan Bros. WorldSSP Yamaha Team	Yamaha YZF R6	WSSP	1:54.821	159.2	4
8:26.729	66	Niki Tuuli	MV Agusta Reparto Corse	MV Agusta F3 800 RR	WSSP	1:54.642	159.4	4
8:46.977	77	Dominique Aegerter	Ten Kate Racing Yamaha	Yamaha YZF R6	WSSP	1:54.251	160.0	3
10:20.873	66	Niki Tuuli	MV Agusta Reparto Corse	MV Agusta F3 800 RR	WSSP	1:54.144	160.1	5
10:40.966	77	Dominique Aegerter	Ten Kate Racing Yamaha	Yamaha YZF R6	WSSP	1:53.989	160.3	4
42:40.974	7	Lorenzo Baldassarri	Evan Bros. WorldSSP Yamaha Team	Yamaha YZF R6	WSSP	1:53.790	160.6	17
46:30.335	7	Lorenzo Baldassarri	Evan Bros. WorldSSP Yamaha Team	Yamaha YZF R6	WSSP	1:53.756	160.7	19



World SSP
DWO Supported Test Motorland
Free Practice 5
Sector Analysis

— Invalidated Lap ■ Personal Best ■ Session Best B Crossing the pit lane

Lap	Time	Sector 1	Sector 2	Sector 3	Sector 4	Elapsed	Lap	Time	Sector 1	Sector 2	Sector 3	Sector 4	Elapsed		
3	Raffaele De Rosa ITA							1	3:31.008	2:03.355	35.027	52.626		3:31.008	
	Orelac Racing Verdnatura WorldSSP							2	1:59.320	34.262	33.379	51.793		5:30.442	
	Ducati Panigale V2						3	2:20.010 B	33.726	33.856	1:12.428		7:50.452		
1	11:09.636	9:37.269	38.041	54.326		11:09.636	4	12:38.393	...	34.830	52.315		20:28.845		
2	1:59.320	34.579	33.402	51.339		13:08.956	5	1:58.371	33.783	33.247	51.341		22:27.216		
3	1:57.121	33.268	32.866	50.987		15:06.077	6	1:58.714	34.045	33.033	51.636		24:25.930		
4	1:56.443	33.009	32.799	50.635		17:02.520	7	2:01.768	37.125	33.265	51.378		26:27.698		
5	2:13.217	35.810	45.981	51.426		19:15.737	8	1:58.345	33.952	33.220	51.173		28:26.043		
6	1:55.929	32.923	32.647	50.359		21:11.666	9	1:57.923	33.536	33.179	51.208		30:23.966		
7	2:06.069 B	34.867	33.629	57.573		23:17.735	10	2:16.000 B	40.123	36.761	59.116		32:39.966		
8	13:31.915	...	34.383	54.451		36:49.650	11	12:47.658	...	35.106	53.048		45:27.624		
9	1:55.932	33.042	32.570	50.320		38:45.582									
10	1:55.600	32.794	32.467	50.339		40:41.182									
11	1:55.709	32.708	32.519	50.482		42:36.891									
12	1:55.478	32.708	32.539	50.231		44:32.369									
13	1:55.563	32.793	32.483	50.287		46:27.932									
6	Jeffrey Buis NLD							11	Nicolo Bulega ITA						
	Motozoo Racing by Puccetti								Aruba.it Racing WorldSSP Team						
	Kawasaki ZX-6R								Ducati Panigale V2						
1	2:35.120	1:09.984	33.744	51.392		2:35.120	1	10:00.438	8:36.415	33.261	50.762		10:00.438		
2	1:57.840	33.603	33.115	51.122		4:32.960	2	1:54.784	32.737	32.188	49.859		11:55.222		
3	1:56.999	33.347	32.812	50.840		6:29.959	3	1:54.398	32.423	32.095	49.880		13:49.620		
4	1:56.994	33.293	32.782	50.919		8:26.953	4	1:54.744	32.682	32.075	49.987		15:44.364		
5	1:55.969	33.074	32.442	50.453		10:22.922	5	1:54.931	32.701	32.276	49.954		17:39.295		
6	2:16.063	40.856	34.743	1:00.464		12:38.985	6	2:06.382 B	35.270	34.099	57.013		19:45.677		
7	2:02.016 B	33.277	32.757	55.982		14:41.001	7	8:13.977	6:50.798	32.932	50.247		27:59.654		
8	9:45.984	8:21.870	33.130	50.984		24:26.985	8	1:54.487	32.636	32.006	49.845		29:54.141		
9	2:00.972	35.803	34.235	50.934		26:27.957									
10	1:56.613	33.499	32.607	50.507		28:24.570									
11	1:56.058	32.933	32.516	50.609		30:20.628									
12	1:56.566	33.114	32.514	50.938		32:17.194									
13	2:15.896 B	42.686	38.821	54.389		34:33.090									
7	Lorenzo Baldassarri ITA							12	Filippo Fuligni ITA						
	Evan Bros. WorldSSP Yamaha Team								D34G Racing						
	Yamaha YZF R6								Ducati Panigale V2						
1	2:25.731	59.817	34.082	51.832		2:25.731	1	6:45.782	5:19.428	34.532	51.822		6:45.782		
2	1:56.836	33.891	32.297	50.648		4:22.567	2	1:57.436	33.353	32.965	51.118		8:43.218		
3	1:54.886	32.653	32.161	50.072		6:17.453	3	1:57.361	33.360	32.896	51.105		10:40.579		
4	1:54.821	32.751	32.095	49.975		8:12.274	4	1:57.925	33.977	32.974	50.974		12:38.504		
5	1:56.090	32.731	32.032	51.327		10:08.364	5	1:57.269	33.421	32.824	51.024		14:35.773		
6	1:59.258	32.862	32.176	54.220		12:07.622	6	1:57.317	33.281	32.945	51.091		16:33.090		
7	1:55.555	33.056	32.411	50.088		14:03.177	7	1:56.973	33.234	32.899	50.840		18:30.063		
8	1:54.038	32.585	31.932	49.521		15:57.215	8	2:07.181	39.750	35.060	52.371		20:37.244		
9	1:54.436	32.688	32.029	49.719		17:51.651	9	2:02.054 B	33.376	32.957	55.721		22:39.298		
10	2:07.411	32.638	31.931	1:02.842		19:59.062	10	10:43.096	9:15.482	35.627	51.987		33:22.394		
11	2:05.119	34.956	39.781	50.382		22:04.181	11	1:57.275	33.349	32.923	51.003		35:19.669		
12	1:54.833	32.814	32.045	49.974		23:59.014	12	1:56.848	33.354	32.737	50.757		37:16.517		
13	1:54.051	32.497	31.870	49.684		25:53.065	13	2:00.225	33.525	35.241	51.459		39:16.742		
14	2:03.857 B	34.145	33.034	56.678		27:56.922	14	1:57.027	33.322	32.741	50.964		41:13.769		
15	10:56.230	9:33.342	32.656	50.232		38:53.152	15	1:57.130	33.239	32.817	51.074		43:10.899		
16	1:54.032	32.557	31.800	49.675		40:47.184	16	2:17.042	33.312	32.906	1:10.824		45:27.941		
17	1:53.790	32.477	31.760	49.553		42:40.974									
18	1:55.605	32.301	31.773	51.531		44:36.579									
19	1:53.756	32.447	31.889	49.420		46:30.335									
10	Unai Orradre ESP							15	Eugene McManus IRL						
	MS Racing Yamaha WorldSSP								Motozoo Racing by Puccetti						
	Yamaha YZF R6								Kawasaki ZX-6R						
1	4:37.275	3:07.350	37.049	52.876		4:37.275	1	2:43.248	1:15.917	34.793	52.538		2:43.248		
2	1:56.126	33.350	32.534	50.242		6:33.401	2	1:58.954	34.260	33.163	51.531		4:42.202		
							3	1:59.703	33.559	33.163	52.981		6:41.905		
							4	1:57.153	33.201	32.917	51.035		8:39.058		
							5	1:57.706	33.490	33.140	51.076		10:36.764		
							6	2:12.848 B	33.263	32.958	1:06.627		12:49.612		
							7	9:06.217	7:40.398	34.227	51.592		21:55.829		
							8	6:25.095 B					28:20.924		
16	Jules Cluzel FRA							16	Jules Cluzel FRA						
	GMT94 Yamaha								Yamaha YZF R6						
	Yamaha YZF R6								Yamaha YZF R6						
1	4:37.275	3:07.350	37.049	52.876		4:37.275	1	4:37.275	3:07.350	37.049	52.876		4:37.275		
2	1:56.126	33.350	32.534	50.242		6:33.401	2	1:56.126	33.350	32.534	50.242		6:33.401		



World SSP DWO Supported Test Motorland Free Practice 5 Sector Analysis

— Invalidated Lap ■ Personal Best ■ Session Best B Crossing the pit lane

Lap	Time	Sector 1	Sector 2	Sector 3	Sector 4	Elapsed	Lap	Time	Sector 1	Sector 2	Sector 3	Sector 4	Elapsed
3	1:57.112	32.920	33.614	50.578		8:30.513	7	1:57.259	33.304	32.858	51.097		14:14.203
4	1:55.072	32.643	32.359	50.070		10:25.585	8	1:58.348	33.832	33.449	51.067		16:12.551
5	1:54.840	32.677	32.244	49.919		12:20.425	9	1:56.359	33.112	32.462	50.785		18:08.910
6	2:05.462 B	33.303	32.972	59.187		14:25.887	10	2:02.983 B	33.613	32.648	56.722		20:11.893
7	13:54.691	...	33.648	51.100		28:20.578	11	11:13.579	9:49.680	33.054	50.845		31:25.472
8	1:55.925	33.056	32.441	50.428		30:16.503	12	1:56.485	33.036	32.386	51.063		33:21.957
9	2:03.878 B	33.071	32.443	58.364		32:20.381	13	1:56.236	32.978	32.558	50.700		35:18.193
10	5:44.077	4:20.219	32.938	50.920		38:04.458	14	1:56.090	33.000	32.456	50.634		37:14.283
11	1:56.386	33.017	33.015	50.354		40:00.844	15	1:56.237	32.957	32.559	50.721		39:10.520
12	1:55.050	32.714	32.219	50.117		41:55.894	16	1:56.005	32.921	32.511	50.573		41:06.525
13	1:57.672	32.686	33.478	51.508		43:53.566	17	2:00.129	34.268	33.196	52.665		43:06.654
14	1:55.567	32.828	32.477	50.262		45:49.133	18	1:55.957	33.079	32.346	50.532		45:02.611

17	Kyle Smith	GBR			
	VFT Racing	Yamaha YZF R6			
1	2:25.616	59.387	34.436	51.793	2:25.616
2	2:04.290	33.402	32.636	58.252	4:29.906
3	1:58.688	34.274	33.027	51.387	6:28.594
4	2:06.394 B	33.274	33.044	1:00.076	8:34.988
5	7:35.380	6:10.932	33.194	51.254	16:10.368
6	1:56.873	33.109	32.801	50.963	18:07.241
7	1:56.670	32.959	32.747	50.964	20:03.911
8	1:56.389	32.818	32.702	50.869	22:00.300
9	1:59.634	34.729	33.495	51.410	23:59.934
10	2:04.019 B	32.887	32.443	58.689	26:03.953
11	10:18.621	8:53.622	33.475	51.524	36:22.574
12	1:56.478	33.112	32.691	50.675	38:19.052
13	1:56.060	32.909	32.636	50.515	40:15.112
14	2:08.333 B	33.565	32.693	1:02.075	42:23.445
15	4:12.704	2:47.937	33.123	51.644	46:36.149

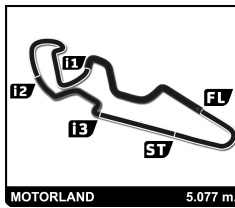
22	Federico Fuligni	ITA			
	D34G Racing	Ducati Panigale V2			
1	7:39.500	6:10.752	35.452	53.296	7:39.500
2	2:00.502	34.499	33.782	52.221	9:40.002
3	1:59.148	33.897	33.511	51.740	11:39.150
4	1:58.728	33.727	33.435	51.566	13:37.878
5	2:11.649 B	36.623	34.760	1:00.266	15:49.527
6	5:52.194	4:22.026	37.426	52.742	21:41.721
7	2:00.372	34.101	34.122	52.149	23:42.093
8	1:59.346	33.813	33.729	51.804	25:41.439
9	1:59.901	34.506	33.755	51.640	27:41.340
10	2:05.207 B	33.788	33.652	57.767	29:46.547
11	8:23.638	6:56.998	34.345	52.295	38:10.185
12	1:59.306	34.162	33.716	51.428	40:09.491
13	1:58.500	33.780	33.253	51.467	42:07.991
14	1:58.811	33.915	33.565	51.331	44:06.802
15	1:59.705	33.632	33.498	52.575	46:06.507

24	Leonardo Taccini	ITA			
	Ten Kate Racing Yamaha	Yamaha YZF R6			
1	2:30.553	1:05.292	33.692	51.569	2:30.553
2	1:57.497	33.568	32.847	51.082	4:28.050
3	1:57.220	33.281	32.811	51.128	6:25.270
4	1:57.345	33.502	32.730	51.113	8:22.615
5	1:57.364	33.417	32.859	51.088	10:19.979
6	1:56.965	33.231	32.758	50.976	12:16.944

25	Marcel Brenner	CHE			
	VFT Racing	Yamaha YZF R6			
1	2:25.418	59.508	34.163	51.747	2:25.418
2	1:56.589	33.171	32.512	50.906	4:22.007
3	1:56.079	32.884	32.570	50.625	6:18.086
4	2:01.813 B	32.834	32.725	56.254	8:19.899
5	6:09.717	4:45.024	33.407	51.286	14:29.616
6	1:56.623	33.041	32.660	50.922	16:26.239
7	1:56.320	33.060	32.560	50.700	18:22.559
8	2:10.513 B	36.140	37.835	56.538	20:33.072
9	18:07.071 B	...	33.533	1:04.270	38:40.143
10	4:35.863	3:11.511	33.053	51.299	43:16.006
11	1:55.774	32.881	32.453	50.440	45:11.780

28	Glenn van Straalen	NLD			
	EAB Racing Team	Yamaha YZF R6			
1	2:45.313	1:19.303	34.132	51.878	2:45.313
2	1:56.500	33.263	32.584	50.653	4:41.813
3	1:55.798	32.869	32.316	50.613	6:37.611
4	2:12.537 B	32.812	32.537	1:07.188	8:50.148
5	5:15.013	3:51.398	32.812	50.803	14:05.161
6	1:56.252	33.010	32.587	50.655	16:01.413
7	1:56.081	32.976	32.591	50.514	17:57.494
8	1:55.920	33.034	32.331	50.555	19:53.414
9	1:55.806	32.927	32.401	50.478	21:49.220
10	2:03.287 B	32.966	32.501	57.820	23:52.507
11	8:40.034	7:16.030	33.164	50.840	32:32.541
12	1:55.028	33.045	32.050	49.933	34:27.569
13	1:55.002	32.842	32.006	50.154	36:22.571
14	1:54.775	32.644	32.072	50.059	38:17.346
15	1:55.367	32.776	32.245	50.346	40:12.713
16	1:55.962	32.778	32.608	50.576	42:08.675
17	1:56.577	33.326	32.836	50.415	44:05.252
18	1:56.643	33.329	32.677	50.637	46:01.895

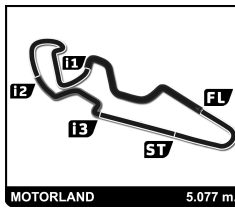
32	Oliver Bayliss	AUS			
	BARNI Spark Racing Team	Ducati Panigale V2			
1	6:03.411	4:35.399	36.014	51.998	6:03.411
2	1:57.886	33.649	33.256	50.981	8:01.297
3	1:56.987	33.309	32.841	50.837	9:58.284
4	1:58.472	33.263	33.102	52.107	11:56.756
5	1:57.220	33.286	32.997	50.937	13:53.976
6	2:06.386 B	34.465	34.207	57.714	16:00.362
7	5:56.294	4:30.196	34.743	51.355	21:56.656



World SSP DWO Supported Test Motorland Free Practice 5 Sector Analysis

— Invalidated Lap ■ Personal Best ■ Session Best B Crossing the pit lane

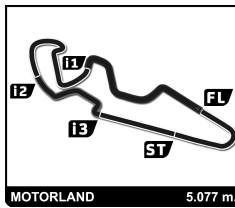
Lap	Time	Sector 1	Sector 2	Sector 3	Sector 4	Elapsed	Lap	Time	Sector 1	Sector 2	Sector 3	Sector 4	Elapsed
8	1:58.540	34.258	33.285	50.997		23:55.196							
9	1:57.180	33.117	33.253	50.810		25:52.376							
10	2:07.286 B	35.931	33.433	57.922		27:59.662							
11	8:16.357	6:49.225	34.877	52.255		36:16.019							
12	2:01.783	33.552	35.292	52.939		38:17.802							
13	1:55.719	32.851	32.524	50.344		40:13.521							
14	1:55.911	32.895	32.794	50.222		42:09.432							
15	1:56.364	33.012	33.049	50.303		44:05.796							
16	1:56.328	33.046	32.698	50.584		46:02.124							
38 Hannes Soomer EST													
Dynavolt Triumph Triumph Street Triple RS													
1	4:02.196	2:37.058	33.886	51.252		4:02.196							
2	1:56.803	33.254	32.654	50.895		5:58.999							
3	1:56.444	33.131	32.721	50.592		7:55.443							
4	1:55.853	32.840	32.536	50.477		9:51.296							
5	1:55.788	32.941	32.453	50.394		11:47.084							
6	2:03.158 B	33.384	33.240	56.534		13:50.242							
7	6:46.786	5:23.227	32.761	50.798		20:37.028							
8	1:55.856	32.883	32.484	50.489		22:32.884							
9	1:55.520	32.798	32.330	50.392		24:28.404							
10	1:55.468	32.686	32.454	50.328		26:23.872							
11	2:05.587 B	35.233	33.589	56.765		28:29.459							
12	8:03.233	6:38.388	33.602	51.243		36:32.692							
13	1:56.528	33.275	32.651	50.602		38:29.220							
14	1:56.052	32.986	32.588	50.478		40:25.272							
15	1:56.442	32.940	32.542	50.960		42:21.714							
16	1:56.759	33.048	32.852	50.859		44:18.473							
17	1:58.019	33.684	33.297	51.038		46:16.492							
54 Bahattin Sofuoğlu TUR													
MV Agusta Reparto Corse MV Agusta F3 800 RR													
1	3:02.907	1:34.176	36.869	51.862		3:02.907							
2	1:57.945	33.936	33.217	50.792		5:00.852							
3	1:58.543	33.929	33.795	50.819		6:59.395							
4	1:59.327	33.243	34.360	51.724		8:58.722							
5	1:56.321	33.368	32.614	50.339		10:55.043							
6	1:56.115	33.034	32.745	50.336		12:51.158							
7	2:20.338 B	33.145	32.663	1:14.530		15:11.496							
8	10:58.743	9:31.696	34.686	52.361		26:10.239							
9	1:59.287	33.190	35.112	50.985		28:09.526							
10	2:01.681	33.000	36.810	51.871		30:11.207							
11	1:56.675	33.206	32.692	50.777		32:07.882							
12	1:56.642	33.309	32.726	50.607		34:04.524							
13	1:56.471	33.220	32.847	50.404		36:00.995							
14	1:55.851	33.119	32.508	50.224		37:56.846							
15	1:56.173	33.075	32.518	50.580		39:53.019							
16	1:56.374	33.093	32.755	50.526		41:49.393							
17	2:01.570	35.882	34.792	50.896		43:50.963							
18	2:01.277	33.093	36.848	51.336		45:52.240							
55 Yari Montella ITA													
Kawasaki Puccetti Racing Kawasaki ZX-6R													
1	2:26.709	1:00.842	33.686	52.181		2:26.709							
2	1:56.216	33.173	32.552	50.491		4:22.925							
3	1:55.425	32.732	32.364	50.329		6:18.350							
4	2:05.465 B	34.313	32.766	58.386		8:23.815							
5	5:54.990	4:31.964	32.767	50.259		14:18.805							
6	1:55.528	32.655	32.451	50.422		16:14.333							
7	1:54.972	32.649	32.379	49.944		18:09.305							
8	1:55.014	32.779	32.326	49.909		20:04.319							
9	2:01.860 B	32.660	32.822	56.378		22:06.179							
10	7:47.390	6:24.286	32.662	50.442		29:53.569							
11	1:55.537	32.853	32.584	50.100		31:49.106							
12	1:55.600	32.885	32.553	50.162		33:44.706							
13	2:02.548 B	32.871	32.683	56.994		35:47.254							
14	5:28.508	4:05.709	32.442	50.357		41:15.762							
15	1:54.613	32.549	32.210	49.854		43:10.375							
16	1:55.069	32.436	32.467	50.166		45:05.444							
56 Peter Sebestyen HUN													
Evan Bros. WorldSSP Yamaha Team Yamaha YZF R6													
1	2:07.269	42.327	33.533	51.409		2:07.269							
2	1:57.273	33.632	32.764	50.877		4:04.542							
3	1:57.151	33.543	32.724	50.884		6:01.693							
4	1:57.135	33.362	32.728	51.045		7:58.828							
5	1:57.029	33.303	32.828	50.898		9:55.857							
6	1:56.879	33.332	32.675	50.872		11:52.736							
7	1:56.815	33.296	32.629	50.890		13:49.551							
8	1:57.039	33.343	32.727	50.969		15:46.590							
9	1:57.151	33.273	32.846	51.032		17:43.741							
10	1:56.736	33.244	32.735	50.757		19:40.477							
11	1:57.340	33.390	33.008	50.942		21:37.817							
12	1:57.102	33.324	32.843	50.935		23:34.919							
13	1:57.269	33.314	32.987	50.968		25:32.188							
14	2:03.706 B	33.513	33.311	56.882		27:35.894							



World SSP
DWO Supported Test Motorland
Free Practice 5
Sector Analysis

— Invalidated Lap ■ Personal Best ■ Session Best B Crossing the pit lane

Lap	Time	Sector 1	Sector 2	Sector 3	Sector 4	Elapsed	Lap	Time	Sector 1	Sector 2	Sector 3	Sector 4	Elapsed
61 Can Oncu TUR Kawasaki Puccetti Racing Kawasaki ZX-6R													
15	11:18.142	9:54.611	32.705	50.826		38:54.036	11	1:55.695	32.725	32.648	50.322		30:12.119
16	1:55.335	32.688	32.367	50.280		40:49.371	12	1:55.332	32.863	32.326	50.143		32:07.451
17	1:55.425	32.688	32.329	50.408		42:44.796	13	2:10.605 B	41.413	32.931	56.261		34:18.056
18	1:59.378	32.900	35.764	50.714		44:44.174	14	3:33.361	2:10.031	32.600	50.730		37:51.417
19	1:56.074	32.989	32.489	50.596		46:40.248	15	1:55.981	32.824	32.295	50.862		39:47.398
							16	1:55.177	32.676	32.267	50.234		41:42.575
							17	1:55.200	32.678	32.291	50.231		43:37.775
							18	1:58.331	32.751	32.363	53.217		45:36.106
62 Stefano Manzi ITA Dynavolt Triumph Triumph Street Triple RS													
1	2:26.503	1:00.488	33.502	52.513		2:26.503							
2	1:57.007	32.819	32.353	51.835		4:23.510							
3	1:54.886	32.259	32.300	50.327		6:18.396							
4	1:55.034	32.628	32.593	49.813		8:13.430							
5	1:54.309	32.294	32.038	49.977		10:07.739							
6	2:00.658 B	34.952	32.276	53.430		12:08.397							
7	8:10.813	6:48.066	32.603	50.144		20:19.210							
8	1:54.127	32.273	32.088	49.766		22:13.337							
9	1:54.261	32.311	32.053	49.897		24:07.598							
10	1:54.535	32.442	32.093	50.000		26:02.133							
11	1:54.638	32.345	32.206	50.087		27:56.771							
12	1:54.581	32.438	32.093	50.050		29:51.352							
13	1:54.910	32.546	32.215	50.149		31:46.262							
14	1:54.999	32.707	32.224	50.068		33:41.261							
15	1:54.990	32.666	32.228	50.096		35:36.251							
16	1:54.931	32.537	32.223	50.171		37:31.182							
17	1:54.901	32.589	32.171	50.141		39:26.083							
18	1:54.822	32.567	32.115	50.140		41:20.905							
19	1:54.955	32.567	32.263	50.125		43:15.860							
20	2:02.158 B	33.978	33.385	54.795		45:18.018							
							66 Niki Tuuli FIN MV Agusta Reparto Corse MV Agusta F3 800 RR						
1	2:40.603	1:15.890	33.462	51.251		2:40.603							
2	1:56.450	32.837	32.010	51.603		4:37.053							
3	1:55.034	32.874	32.051	50.109		6:32.087							
4	1:54.642	32.700	31.904	50.038		8:26.729							
5	1:54.144	32.480	31.967	49.697		10:20.873							
6	2:02.542 B	32.631	32.479	57.432		12:23.415							
7	6:15.226	4:52.143	32.797	50.286		18:38.641							
8	1:55.028	32.826	32.082	50.120		20:33.669							
9	1:54.257	32.505	32.002	49.750		22:27.926							
10	2:03.361 B	32.943	32.445	57.973		24:31.287							
11	13:46.748 B	...	32.842	1:08.729		38:18.035							
12	4:48.392	3:23.824	32.829	51.739		43:06.427							
13	1:56.269	33.079	32.243	50.947		45:02.696							
							69 Thomas Booth-Amos GBR Prodina Racing WorldSSP Kawasaki ZX-6R						
1	6:00.079	4:19.464	37.522	1:03.093		6:00.079							
2	1:58.859	33.923	33.542	51.394		7:58.938							
3	1:57.111	33.458	32.925	50.728		9:56.049							
4	1:56.934	33.349	32.821	50.764		11:52.983							
5	1:56.768	33.346	32.925	50.497		13:49.751							
6	1:57.089	33.545	32.928	50.616		15:46.840							
7	1:57.129	33.265	32.965	50.899		17:43.969							
8	1:56.931	33.350	32.943	50.638		19:40.900							
9	2:03.988 B	33.268	33.020	57.700		21:44.888							
10	10:45.026	9:18.184	35.837	51.005		32:29.914							
11	1:57.519	33.683	33.045	50.791		34:27.433							
12	2:12.860 B	33.285	32.705	1:06.870		36:40.293							
13	5:14.946	3:40.686	33.309	1:00.951		41:55.239							
14	1:56.125	33.170	32.720	50.235		43:51.364							
15	1:58.704	33.309	34.716	50.679		45:50.068							
							73 Maximilian Kofler AUT CM Racing Ducati Panigale V2						
1	2:26.996	1:00.055	34.277	52.664		2:26.996							
2	1:57.006	33.412	32.662	50.932		4:24.002							
3	1:56.407	33.253	32.674	50.480		6:20.409							
4	1:56.823	33.229	32.737	50.857		8:17.232							
5	2:02.900	39.100	32.997	50.803		10:20.132							
6	1:56.948	33.272	32.988	50.688		12:17.080							
7	1:57.218	33.422	32.732	51.064		14:14.298							
8	1:56.723	33.341	32.778	50.604		16:11.021							
9	1:56.461	33.151	32.841	50.469		18:07.482							
10	2:07.918 B	35.731	34.156	58.031		20:15.400							
11	10:13.878	8:49.043	33.382	51.453		30:29.278							
12	2:05.139 B	34.079	33.470	57.590		32:34.417							



World SSP

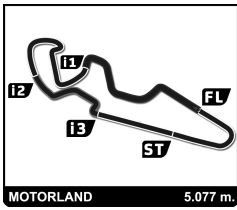
DWO Supported Test Motorland

Free Practice 5

Sector Analysis

— Invalidated Lap ■ Personal Best ■ Session Best B Crossing the pit lane

Lap	Time	Sector 1	Sector 2	Sector 3	Sector 4	Elapsed	Lap	Time	Sector 1	Sector 2	Sector 3	Sector 4	Elapsed	
13	6:19.145	4:54.193	34.272	50.680		38:53.562								
14	1:55.031	32.650	32.331	50.050		40:48.593								
15	1:57.471	32.752	32.288	52.431		42:46.064								
16	1:55.888	32.864	32.622	50.402		44:41.952								
17	2:09.820B	37.809	33.479	58.532		46:51.772								
77	Dominique Aegerter CHE							99	Adrian Huertas ESP					
	Ten Kate Racing Yamaha Yamaha YZF R6								MTM Kawasaki Kawasaki ZX-6R					
1	4:57.590	3:33.284	33.462	50.844		4:57.590	1	4:24.075	3:00.722	33.092	50.261		4:24.075	
2	1:55.136	32.842	32.189	50.105		6:52.726	2	1:55.198	32.715	32.275	50.208		6:19.273	
3	1:54.251	32.374	31.935	49.942		8:46.977	3	1:54.953	32.614	32.302	50.037		8:14.226	
4	1:53.989	32.344	31.904	49.741		10:40.966	4	1:55.268	32.644	32.415	50.209		10:09.494	
5	1:55.744	32.932	32.292	50.520		12:36.710	5	2:05.808B	35.526	32.521	57.761		12:15.302	
6	1:54.374	32.336	32.041	49.997		14:31.084	6	11:46.259	...	32.585	50.540		24:01.561	
7	1:54.666	32.526	31.978	50.162		16:25.750	7	1:55.710	32.800	32.408	50.502		25:57.271	
8	1:59.109B	32.521	32.110	54.478		18:24.859	8	1:56.081	33.115	32.586	50.380		27:53.352	
9	14:07.897	...	32.711	50.962		32:32.756	9	2:09.916B	32.902	32.546	1:04.468		30:03.268	
10	1:54.743	32.643	32.002	50.098		34:27.499	10	8:01.839	6:34.326	33.014	54.499		38:05.107	
11	1:54.370	32.343	31.908	50.119		36:21.869	11	1:54.987	32.563	32.431	49.993		40:00.094	
12	1:54.011	32.186	31.933	49.892		38:15.880	12	1:54.733	32.532	32.195	50.006		41:54.827	
13	1:54.175	32.321	31.984	49.870		40:10.055	13	1:54.926	32.597	32.254	50.075		43:49.753	
14	1:54.712	32.669	32.032	50.011		42:04.767	14	2:06.115	43.365	32.272	50.478		45:55.868	
15	1:54.156	32.350	32.017	49.789		43:58.923								
16	1:54.322	32.393	32.095	49.834		45:53.245								
88	Alessandro Zetti ITA													
	Kallio Racing Yamaha YZF R6													
1	5:00.349	3:31.328	36.162	52.859		5:00.349								
2	2:00.770	34.330	34.324	52.116		7:01.119								
3	2:00.774	34.047	34.285	52.442		9:01.893								
4	2:06.459B	33.970	33.841	58.648		11:08.352								
5	20:20.274	...	34.487	52.684		31:28.626								
6	2:07.512B	34.552	33.800	59.160		33:36.138								
7	7:15.561	5:46.332	34.393	54.836		40:51.699								
8	2:00.182	34.138	33.815	52.229		42:51.881								
9	1:59.803	33.954	33.661	52.188		44:51.684								
10	1:59.680	34.007	33.680	51.993		46:51.364								
94	Andy Verdoia FRA													
	GMT94 Yamaha Yamaha YZF R6													
1	4:02.408	2:36.859	33.679	51.870		4:02.408								
2	1:56.980	33.368	32.673	50.939		5:59.388								
3	1:56.463	33.235	32.615	50.613		7:55.851								
4	1:55.958	32.998	32.526	50.434		9:51.809								
5	1:55.910	32.933	32.518	50.459		11:47.719								
6	2:03.335B	33.398	32.870	57.067		13:51.054								
7	6:32.179	5:08.146	33.175	50.858		20:23.233								
8	1:56.210	32.970	32.349	50.891		22:19.443								
9	1:56.604	33.363	32.482	50.759		24:16.047								
10	1:55.789	32.929	32.412	50.448		26:11.836								
11	2:01.750B	32.825	32.536	56.389		28:13.586								
12	9:47.356	8:23.292	33.108	50.956		38:00.942								
13	1:55.479	32.886	32.320	50.273		39:56.421								
14	1:55.240	32.715	32.241	50.284		41:51.661								
15	1:55.651	32.720	32.460	50.471		43:47.312								
16	2:10.129	46.845	32.667	50.617		45:57.441								



World SSP

DWO Supported Test Motorland

Free Practice 6

Classification

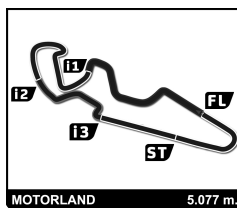
No	Rider	Nat	Team	Bike	Tires	Cl.	Time	Lap Total	Gap	Kph
1	16 Jules Cluzel	FRA	GMT94 Yamaha	Yamaha YZF R6	WSSP		1:53.407	15 18	-	161.2
2	7 Lorenzo Baldassarri	ITA	Evan Bros. WorldSSP Yamaha Team	Yamaha YZF R6	WSSP		1:53.464	17 18	+0.057	161.1
3	61 Can Oncu	TUR	Kawasaki Puccetti Racing	Kawasaki ZX-6R	WSSP		1:53.542	13 16	+0.135	161.0
4	11 Nicolo Bulega	ITA	Aruba.it Racing WorldSSP Team	Ducati Panigale V2	WSSP		1:53.621	16 18	+0.214	160.9
5	77 Dominique Aegerter	CHE	Ten Kate Racing Yamaha	Yamaha YZF R6	WSSP		1:53.647	10 14	+0.240	160.8
6	55 Yari Montella	ITA	Kawasaki Puccetti Racing	Kawasaki ZX-6R	WSSP		1:54.088	17 18	+0.681	160.2
7	99 Adrian Huertas	ESP	MTM Kawasaki	Kawasaki ZX-6R	WSSP		1:54.272	8 15	+0.865	159.9
8	3 Raffaele De Rosa	ITA	Orelac Racing Verdunatura WorldSSP	Ducati Panigale V2	WSSP		1:54.370	17 18	+0.963	159.8
9	66 Niki Tuuli	FIN	MV Agusta Reparto Corse	MV Agusta F3 800 RR	WSSP		1:54.399	4 7	+0.992	159.8
10	56 Peter Sebestyen	HUN	Evan Bros. WorldSSP Yamaha Team	Yamaha YZF R6	WSSP		1:54.408	13 15	+1.001	159.8
11	64 Federico Caricasulo	ITA	Althea Racing	Ducati Panigale V2	WSSP		1:54.500	14 16	+1.093	159.6
12	54 Bahattin Sofuoglu	TUR	MV Agusta Reparto Corse	MV Agusta F3 800 RR	WSSP		1:54.508	13 20	+1.101	159.6
13	62 Stefano Manzi	ITA	Dynavolt Triumph	Triumph Street Triple RS	WSSP		1:54.557	15 16	+1.150	159.5
14	94 Andy Verdoia	FRA	GMT94 Yamaha	Yamaha YZF R6	WSSP		1:54.652	14 16	+1.245	159.4
15	38 Hannes Soomer	EST	Dynavolt Triumph	Triumph Street Triple RS	WSSP		1:54.947	15 17	+1.540	159.0
16	28 Glenn van Straalen	NLD	EAB Racing Team	Yamaha YZF R6	WSSP		1:54.948	13 19	+1.541	159.0
17	52 Patrick Hobelsberger	DEU	Kallio Racing	Yamaha YZF R6	WSSP		1:54.972	13 15	+1.565	159.0
18	73 Maximilian Kofler	AUT	CM Racing	Ducati Panigale V2	WSSP		1:55.207	8 17	+1.800	158.6
19	17 Kyle Smith	GBR	VFT Racing	Yamaha YZF R6	WSSP		1:55.219	9 11	+1.812	158.6
20	25 Marcel Brenner	CHE	VFT Racing	Yamaha YZF R6	WSSP		1:55.363	10 15	+1.956	158.4
21	24 Leonardo Taccini	ITA	Ten Kate Racing Yamaha	Yamaha YZF R6	WSSP		1:55.414	6 18	+2.007	158.4
22	32 Oliver Bayliss	AUS	BARNI Spark Racing Team	Ducati Panigale V2	WSSP		1:55.510	10 18	+2.103	158.2
23	69 Thomas Booth-Amos	GBR	Prodina Racing WorldSSP	Kawasaki ZX-6R	WSSP		1:56.110	2 18	+2.703	157.4
24	10 Unai Orradre	ESP	MS Racing Yamaha WorldSSP	Yamaha YZF R6	WSSP		1:56.147	16 17	+2.740	157.4
25	50 Ondrej Vostatek	CZE	MS Racing Yamaha WorldSSP	Yamaha YZF R6	WSSP		1:56.178	10 17	+2.771	157.3
26	6 Jeffrey Buis	NLD	Motozoo Racing by Puccetti	Kawasaki ZX-6R	WSSP		1:56.186	2 12	+2.779	157.3
27	12 Filippo Fuligni	ITA	D34G Racing	Ducati Panigale V2	WSSP		1:56.711	3 11	+3.304	156.6
28	15 Eugene McManus	IRL	Motozoo Racing by Puccetti	Kawasaki ZX-6R	WSSP		1:56.967	10 10	+3.560	156.3
29	88 Alessandro Zetti	ITA	Kallio Racing	Yamaha YZF R6	WSSP		1:57.791	16 16	+4.384	155.2
30	22 Federico Fuligni	ITA	D34G Racing	Ducati Panigale V2	WSSP		1:58.011	15 16	+4.604	154.9

Fastest Lap: Lap 15 Jules Cluzel 1:53.407 161.2 Kph

Published at:

Track Status: **DRY**

Race Director:	Timekeeper:
-----------------------	--------------------



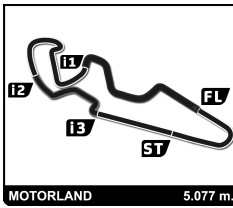
World SSP

DWO Supported Test Motorland

Free Practice 6

Best Sector Times

Sector 1			Sector 2			Sector 3			Sector 4			Pos	No	Ideal Lap	Best Lap
Pos	No	Rider	Time	No	Rider	Time	No	Rider	Time	No	Rider				
1	61	C.Oncu	32.036	11	N.Bulega	31.637	16	J.Cluzel	49.245	1	16	1:53.119	1:53.407 (1)		
2	16	J.Cluzel	32.042	77	D.Aegerter	31.765	7	L.Baldassarri	49.310	2	11	1:53.358	1:53.621 (4)		
3	77	D.Aegerter	32.097	7	L.Baldassarri	31.774	61	C.Oncu	49.487	3	7	1:53.392	1:53.464 (2)		
4	11	N.Bulega	32.213	16	J.Cluzel	31.832	11	N.Bulega	49.508	4	61	1:53.460	1:53.542 (3)		
5	3	R.De Rosa	32.280	61	C.Oncu	31.937	55	Y.Montella	49.569	5	77	1:53.549	1:53.647 (5)		
6	7	L.Baldassarri	32.308	66	N.Tuuli	31.986	54	B.Sofuoglu	49.683	6	55	1:54.088	1:54.088 (6)		
7	55	Y.Montella	32.349	62	S.Manzi	32.001	77	D.Aegerter	49.687	7	3	1:54.190	1:54.370 (8)		
8	99	A.Huertas	32.375	99	A.Huertas	32.020	66	N.Tuuli	49.796	8	99	1:54.200	1:54.272 (7)		
9	56	P.Sebestyen	32.458	3	R.De Rosa	32.042	99	A.Huertas	49.805	9	66	1:54.247	1:54.399 (9)		
10	64	F.Caricasulo	32.461	64	F.Caricasulo	32.048	56	P.Sebestyen	49.841	10	56	1:54.408	1:54.408 (10)		
11	66	N.Tuuli	32.465	56	P.Sebestyen	32.109	62	S.Manzi	49.841	11	64	1:54.422	1:54.500 (11)		
12	25	M.Brenner	32.488	94	A.Verdoia	32.122	3	R.De Rosa	49.868	12	54	1:54.466	1:54.508 (12)		
13	94	A.Verdoia	32.500	17	K.Smith	32.126	64	F.Caricasulo	49.913	13	62	1:54.539	1:54.557 (13)		
14	54	B.Sofuoglu	32.619	54	B.Sofuoglu	32.164	94	A.Verdoia	50.001	14	94	1:54.623	1:54.652 (14)		
15	38	H.Soomer	32.637	55	Y.Montella	32.170	38	H.Soomer	50.005	15	28	1:54.897	1:54.948 (16)		
16	52	P.Hobelsberger	32.644	28	G.van Straalen	32.201	28	G.van Straalen	50.041	16	38	1:54.938	1:54.947 (15)		
17	24	L.Taccini	32.652	25	M.Brenner	32.210	52	P.Hobelsberger	50.071	17	52	1:54.940	1:54.972 (17)		
18	28	G.van Straalen	32.655	52	P.Hobelsberger	32.225	73	M.Kofler	50.113	18	25	1:55.062	1:55.363 (20)		
19	17	K.Smith	32.693	38	H.Soomer	32.296	32	O.Bayliss	50.238	19	73	1:55.124	1:55.207 (18)		
20	62	S.Manzi	32.697	73	M.Kofler	32.304	24	L.Taccini	50.275	20	17	1:55.204	1:55.219 (19)		
21	73	M.Kofler	32.707	24	L.Taccini	32.337	25	M.Brenner	50.364	21	24	1:55.264	1:55.414 (21)		
22	32	O.Bayliss	32.798	6	J.Buis	32.356	17	K.Smith	50.385	22	32	1:55.481	1:55.510 (22)		
23	50	O.Vostatek	32.906	32	O.Bayliss	32.445	69	T.Booth-Amos	50.436	23	69	1:55.852	1:56.110 (23)		
24	69	T.Booth-Amos	32.906	69	T.Booth-Amos	32.510	10	U.Orradre	50.533	24	6	1:56.007	1:56.186 (26)		
25	10	U.Orradre	32.969	50	O.Vostatek	32.579	6	J.Buis	50.592	25	10	1:56.098	1:56.147 (24)		
26	15	E.McManus	32.990	10	U.Orradre	32.596	50	O.Vostatek	50.629	26	50	1:56.114	1:56.178 (25)		
27	6	J.Buis	33.059	12	F.Fuligni	32.689	12	F.Fuligni	50.763	27	12	1:56.547	1:56.711 (27)		
28	12	F.Fuligni	33.095	15	E.McManus	32.820	15	E.McManus	51.148	28	15	1:56.958	1:56.967 (28)		
29	22	F.Fuligni	33.254	88	A.Zetti	33.074	22	F.Fuligni	51.154	29	22	1:57.573	1:58.011 (30)		
30	88	A.Zetti	33.346	22	F.Fuligni	33.165	88	A.Zetti	51.257	30	88	1:57.677	1:57.791 (29)		



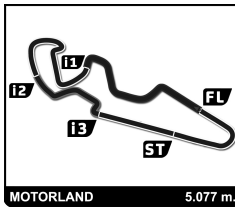
World SSP

DWO Supported Test Motorland

Free Practice 6

Best Top Speed

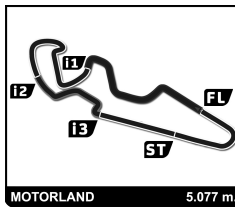
No Rider	Team	Class	Top 1		Top 2		Top 3		Top 4		Top 5			
			Kph	Lap	Kph	Lap	Kph	Lap	Kph	Lap	Kph	Lap	Avg	
11	Nicolo Bulega	Aruba.it Racing WorldSSP Team	WSSP	276.2	4	276.2	3	272.7	15	268.7	17	267.3	16	272,2
3	Raffaele De Rosa	Orelac Racing Verdatura WorldSSP	WSSP	274.1	16	267.3	14	267.3	6	265.4	15	264.7	2	267,8
16	Jules Cluzel	GMT94 Yamaha	WSSP	272.7	12	272.7	3	271.4	2	270.7	9	268.7	17	271,2
32	Oliver Bayliss	BARNI Spark Racing Team	WSSP	271.4	4	270.7	3	269.3	6	268.7	5	267.3	14	269,5
38	Hannes Soomer	Dynavolt Triumph	WSSP	270.7	4	270.0	3	269.3	5	267.3	6	267.3	2	268,9
61	Can Oncu	Kawasaki Puccetti Racing	WSSP	269.3	8	268.0	3	266.0	15	264.1	9	263.4	16	266,2
54	Bahattin Sofuoglu	MV Agusta Reparto Corse	WSSP	269.3	11	268.0	18	268.0	4	267.3	3	266.7	7	267,9
28	Glenn van Straalen	EAB Racing Team	WSSP	269.3	2	264.1	12	263.4	11	263.4	4	262.8	18	264,6
55	Yari Montella	Kawasaki Puccetti Racing	WSSP	268.7	14	268.7	11	268.0	17	268.0	16	268.0	8	268,3
56	Peter Sebestyen	Evan Bros. WorldSSP Yamaha Team	WSSP	268.7	3	267.3	4	266.7	13	266.7	7	266.0	12	267,1
73	Maximilian Kofler	CM Racing	WSSP	268.7	6	267.3	13	267.3	3	266.7	16	266.7	8	267,3
6	Jeffrey Buis	Motozoo Racing by Puccetti	WSSP	268.7	3	267.3	2	266.0	4	265.4	11	264.1	10	266,3
64	Federico Caricasulo	Althea Racing	WSSP	268.7	5	267.3	3	266.7	4	265.4	2	264.7	14	266,6
69	Thomas Booth-Amos	Prodina Racing WorldSSP	WSSP	268.7	3	268.7	2	267.3	18	266.7	17	265.4	1	267,4
24	Leonardo Taccini	Ten Kate Racing Yamaha	WSSP	268.0	6	266.0	5	265.4	11	265.4	4	264.1	2	265,8
7	Lorenzo Baldassarri	Evan Bros. WorldSSP Yamaha Team	WSSP	268.0	6	268.0	2	267.3	17	267.3	16	266.7	13	267,5
99	Adrian Huertas	MTM Kawasaki	WSSP	267.3	9	267.3	2	267.3	1	266.7	3	265.4	8	266,8
12	Filippo Fuligni	D34G Racing	WSSP	266.0	3	264.1	5	263.4	2	262.1	1	261.5	6	263,4
94	Andy Verdoia	GMT94 Yamaha	WSSP	264.7	16	262.8	15	262.8	9	262.1	14	262.1	13	262,9
66	Niki Tuuli	MV Agusta Reparto Corse	WSSP	264.7	4	264.1	5	262.8	6	262.1	3	260.2	2	262,8
10	Unai Orradre	MS Racing Yamaha WorldSSP	WSSP	264.7	16	264.1	15	264.1	4	263.4	17	263.4	12	263,9
22	Federico Fuligni	D34G Racing	WSSP	264.1	14	260.9	13	260.2	15	260.2	9	260.2	8	261,1
52	Patrick Hobelsberger	Kallio Racing	WSSP	263.4	13	263.4	10	263.4	9	263.4	8	263.4	4	263,4
88	Alessandro Zetti	Kallio Racing	WSSP	263.4	3	261.5	10	260.9	7	260.9	4	260.9	2	261,5
25	Marcel Brenner	VFT Racing	WSSP	263.4	12	260.2	11	259.6	10	259.0	13	259.0	2	260,2
77	Dominique Aegerter	Ten Kate Racing Yamaha	WSSP	262.8	13	262.1	3	261.5	12	261.5	11	261.5	6	261,9
15	Eugene McManus	Motozoo Racing by Puccetti	WSSP	262.1	9	260.9	10	260.9	3	260.9	2	259.6	5	260,9
62	Stefano Manzi	Dynavolt Triumph	WSSP	262.1	14	262.1	12	262.1	11	261.5	15	260.9	16	261,7
50	Ondrej Vostatek	MS Racing Yamaha WorldSSP	WSSP	261.5	12	261.5	11	261.5	6	261.5	2	260.9	3	261,4
17	Kyle Smith	VFT Racing	WSSP	259.6	7	259.6	3	258.4	10	258.4	4	257.8	2	258,8



World SSP
DWO Supported Test Motorland
Free Practice 6

Fastest Lap Sequence

Elapsed	No	Rider	Team	Bike	Class	Time	Kph	Lap
3:53.542	7	Lorenzo Baldassarri	Evan Bros. WorldSSP Yamaha Team	Yamaha YZF R6	WSSP	1:55.159	158.7	2
4:33.771	11	Nicolo Bulega	Aruba.it Racing WorldSSP Team	Ducati Panigale V2	WSSP	1:55.100	158.8	2
5:48.353	7	Lorenzo Baldassarri	Evan Bros. WorldSSP Yamaha Team	Yamaha YZF R6	WSSP	1:54.811	159.2	3
6:05.930	16	Jules Cluzel	GMT94 Yamaha	Yamaha YZF R6	WSSP	1:54.683	159.4	2
6:28.058	11	Nicolo Bulega	Aruba.it Racing WorldSSP Team	Ducati Panigale V2	WSSP	1:54.287	159.9	3
7:42.391	7	Lorenzo Baldassarri	Evan Bros. WorldSSP Yamaha Team	Yamaha YZF R6	WSSP	1:54.038	160.3	4
23:41.904	7	Lorenzo Baldassarri	Evan Bros. WorldSSP Yamaha Team	Yamaha YZF R6	WSSP	1:53.687	160.8	9
37:29.160	77	Dominique Aegerter	Ten Kate Racing Yamaha	Yamaha YZF R6	WSSP	1:53.647	160.8	10
39:58.329	16	Jules Cluzel	GMT94 Yamaha	Yamaha YZF R6	WSSP	1:53.407	161.2	15



World SSP

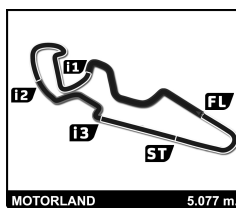
DWO Supported Test Motorland

Free Practice 6

Sector Analysis

— Invalidated Lap ■ Personal Best ■ Session Best B Crossing the pit lane

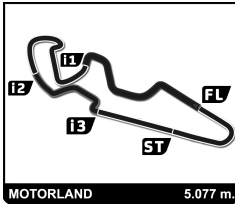
Lap	Time	Sector 1	Sector 2	Sector 3	Sector 4	Elapsed	Lap	Time	Sector 1	Sector 2	Sector 3	Sector 4	Elapsed		
3	Raffaele De Rosa ITA							10	Unai Orradre ESP						
	Orelac Racing Verdnatura WorldSSP						Ducati Panigale V2		MS Racing Yamaha WorldSSP						Yamaha YZF R6
1	4:36.410	3:07.479	34.878	54.053		4:36.410	1	4:03.493	2:36.370	34.782	52.341		4:03.493		
2	1:56.065	33.175	32.461	50.429		6:32.475	2	1:58.213	33.822	33.018	51.373		6:01.706		
3	1:55.295	32.849	32.267	50.179		8:27.770	3	1:57.770	33.599	32.953	51.218		7:59.476		
4	1:55.479	32.881	32.344	50.254		10:23.249	4	2:00.160	34.189	34.828	51.143		9:59.636		
5	1:55.497	32.825	32.335	50.337		12:18.746	5	2:03.344	33.917	37.431	51.996		12:02.980		
6	1:55.432	32.693	32.402	50.337		14:14.178	6	1:58.415	33.732	33.294	51.389		14:01.395		
7	1:56.024	32.955	32.494	50.575		16:10.202	7	2:11.231 B	37.607	35.017	58.607		16:12.626		
8	2:11.242 B	37.946	34.683	58.613		18:21.444	8	8:20.045	6:50.544	36.811	52.690		24:32.671		
9	6:25.562	4:59.205	34.794	51.563		24:47.006	9	1:57.759	33.638	33.007	51.114		26:30.430		
10	1:54.555	32.560	32.081	49.914		26:41.561	10	1:56.904	33.256	32.790	50.858		28:27.334		
11	1:54.548	32.475	32.100	49.973		28:36.109	11	2:00.697	34.676	34.638	51.383		30:28.031		
12	1:55.120	32.600	32.420	50.100		30:31.229	12	1:56.633	33.193	32.773	50.667		32:24.664		
13	2:05.228 B	35.082	34.213	55.933		32:36.457	13	2:12.653 B	39.440	35.836	57.377		34:37.317		
14	5:25.583	3:58.801	36.201	50.581		38:02.040	14	4:58.213	3:28.319	36.483	53.411		39:35.530		
15	1:59.466	32.280	36.646	50.540		40:01.506	15	1:56.837	33.279	32.853	50.705		41:32.367		
16	1:54.383	32.381	32.134	49.868		41:55.889	16	1:56.147	32.969	32.596	50.582		43:28.514		
17	1:54.370	32.436	32.042	49.892		43:50.259	17	1:56.294	32.988	32.773	50.533		45:24.808		
18	2:07.523	39.404	35.649	52.470		45:57.782									
6	Jeffrey Buis NLD							11	Nicolo Bulega ITA						
	Motozoo Racing by Puccetti						Kawasaki ZX-6R		Aruba.it Racing WorldSSP Team						Ducati Panigale V2
1	2:12.911	48.657	33.185	51.069		2:12.911	1	2:38.671	1:14.031	33.624	51.016		2:38.671		
2	1:56.186	33.065	32.356	50.765		4:09.097	2	1:55.100	32.717	32.122	50.261		4:33.771		
3	1:56.624	33.059	32.674	50.891		6:05.721	3	1:54.287	32.389	31.972	49.926		6:28.058		
4	1:57.856	33.350	33.678	50.828		8:03.577	4	1:54.745	32.676	32.114	49.955		8:22.803		
5	2:05.095 B	35.103	33.363	56.629		10:08.672	5	2:02.978	40.091	32.612	50.275		10:25.781		
6	24:40.732	...	35.328	55.910		34:49.404	6	1:54.971	32.799	32.059	50.113		12:20.752		
7	1:56.298	33.188	32.518	50.592		36:45.702	7	2:05.825 B	37.518	33.065	55.242		14:26.577		
8	1:57.728	33.184	33.903	50.641		38:43.430	8	6:47.552	5:24.825	32.638	50.089		21:14.129		
9	1:56.295	33.063	32.468	50.764		40:39.725	9	1:54.048	32.580	31.814	49.654		23:08.177		
10	1:56.261	33.068	32.462	50.731		42:35.986	10	1:54.180	32.678	31.826	49.676		25:02.357		
11	2:00.917	33.383	36.526	51.008		44:36.903	11	1:54.226	32.488	31.969	49.769		26:56.583		
12	1:56.808	33.072	32.600	51.136		46:33.711	12	1:54.103	32.454	31.910	49.739		28:50.686		
7	Lorenzo Baldassarri ITA							12	Filippo Fuligni ITA						
	Evan Bros. WorldSSP Yamaha Team						Yamaha YZF R6		D34G Racing						Ducati Panigale V2
1	1:58.383	33.652	33.454	51.277		1:58.383	1	4:28.770	3:03.576	33.855	51.339		4:28.770		
2	1:55.159	32.851	32.208	50.100		3:53.542	2	1:56.851	33.095	32.919	50.837		6:25.621		
3	1:54.811	32.791	32.084	49.936		5:48.353	3	1:56.711	33.259	32.689	50.763		8:22.332		
4	1:54.038	32.581	31.848	49.609		7:42.391	4	1:57.167	33.290	32.884	50.993		10:19.499		
5	1:54.280	32.585	31.934	49.761		9:36.671	5	1:57.143	33.442	32.765	50.936		12:16.642		
6	1:54.090	32.442	31.870	49.778		11:30.761	6	1:57.517	33.204	33.105	51.208		14:14.159		
7	2:04.869 B	34.496	33.445	56.928		13:35.630	7	22:33.120	33.522	32.924	...		36:47.279		
8	8:12.587	6:49.411	32.891	50.285		21:48.217	8	2:21.189	51.872	36.992	52.325		39:08.468		
9	1:53.687	32.430	31.784	49.473		23:41.904	9	1:57.695	33.366	33.112	51.217		41:06.163		
10	1:54.586	32.308	31.928	50.350		25:36.490	10	1:58.433	33.723	33.293	51.417		43:04.596		
11	1:53.930	32.447	31.892	49.591		27:30.420	11	1:57.396	33.425	32.900	51.071		45:01.992		
12	1:58.494	35.972	32.375	50.147		29:28.914									
13	1:53.773	32.448	31.828	49.497		31:22.687									
14	2:05.394 B	34.530	33.669	57.195		33:28.081									
15	6:45.034	5:22.150	32.863	50.021		40:13.115									
16	1:53.466	32.331	31.825	49.310		42:06.581									
17	1:53.464	32.344	31.782	49.338		44:00.045									
18	1:54.812	32.417	31.774	50.621		45:54.857									



World SSP DWO Supported Test Motorland Free Practice 6 Sector Analysis

— Invalidated Lap ■ Personal Best ■ Session Best B Crossing the pit lane

Lap	Time	Sector 1	Sector 2	Sector 3	Sector 4	Elapsed	Lap	Time	Sector 1	Sector 2	Sector 3	Sector 4	Elapsed
15 Eugene McManus IRL													
Motozoo Racing by Puccetti Kawasaki ZX-6R													
1	9:48.705	8:21.541	34.759	52.405		9:48.705	7	4:49.442	3:23.529	33.900	52.013		19:10.713
2	2:00.836	33.906	34.379	52.551		11:49.541	8	1:58.565	33.930	33.407	51.228		21:09.278
3	1:59.400	33.759	33.564	52.077		13:48.941	9	1:58.015	33.608	33.253	51.154		23:07.293
4	2:00.755	34.087	34.030	52.638		15:49.696	10	2:07.458 B	33.392	33.900	1:00.166		25:14.751
5	1:58.005	33.424	33.154	51.427		17:47.701	11	9:59.365	8:30.136	35.439	53.790		35:14.116
6	1:58.845	33.680	33.208	51.957		19:46.546	12	1:58.656	33.774	33.430	51.452		37:12.772
7	2:12.802 B	35.912	35.954	1:00.936		21:59.348	13	1:58.573	33.597	33.550	51.426		39:11.345
8	10:56.486	9:30.846	33.870	51.770		32:55.834	14	1:58.172	33.401	33.601	51.170		41:09.517
9	1:57.822	33.516	33.158	51.148		34:53.656	15	1:58.011	33.639	33.165	51.207		43:07.528
10	1:56.967	32.990	32.820	51.157		36:50.623	16	1:58.432	33.254	33.777	51.401		45:05.960
16 Jules Cluzel FRA													
GMT94 Yamaha Yamaha YZF R6													
1	4:11.247	2:42.102	34.220	54.925		4:11.247	17	2:12.294	46.958	34.467	50.869		2:12.294
2	1:54.683	32.826	32.052	49.805		6:05.930	18	1:55.881	32.876	32.547	50.458		4:08.175
3	1:54.536	32.663	32.092	49.781		8:00.466	19	1:57.153	33.321	33.184	50.648		6:05.328
4	2:00.513	32.596	36.747	51.170		10:00.979	20	1:55.466	32.843	32.348	50.275		8:00.794
5	1:55.987	32.686	32.965	50.336		11:56.966	21	1:57.247	33.020	33.808	50.419		9:58.041
6	1:56.880	32.657	32.182	52.041		13:53.846	22	1:55.414	32.652	32.425	50.337		11:53.455
7	2:01.098 B	32.470	32.071	56.557		15:54.944	23	1:58.920	32.914	35.011	50.995		13:52.375
8	7:19.089	5:55.265	32.735	51.089		23:14.033	24	1:56.795	33.000	32.846	50.949		15:49.170
9	1:53.948	32.403	31.873	49.672		25:07.981	25	2:08.908 B	33.275	39.980	55.653		17:58.078
10	1:54.268	32.464	32.014	49.790		27:02.249	26	12:52.766	...	32.663	51.158		30:50.844
11	1:54.316	32.441	32.080	49.795		28:56.565	27	1:58.759	35.848	32.342	50.569		32:49.603
12	1:54.277	32.439	32.030	49.808		30:50.842	28	2:01.394	33.908	32.879	54.607		34:50.997
13	2:03.866 B	35.298	32.417	56.151		32:54.708	29	1:55.946	32.860	32.447	50.639		36:46.943
14	5:10.214	3:46.969	32.958	50.287		38:04.922	30	1:55.863	32.717	32.592	50.554		38:42.806
15	1:53.407	32.330	31.832	49.245		39:58.329	31	1:56.255	32.921	32.597	50.737		40:39.061
16	2:00.233	32.042	36.420	51.771		41:58.562	32	1:56.227	33.022	32.627	50.578		42:35.288
17	1:53.870	32.294	31.974	49.602		43:52.432	33	2:00.957	32.777	36.752	51.428		44:36.245
18	1:56.268	32.739	32.723	50.806		45:48.700	34	1:55.439	32.770	32.337	50.332		46:31.684
17 Kyle Smith GBR													
VFT Racing Yamaha YZF R6													
1	3:53.561	2:27.820	33.910	51.831		3:53.561	35	2:17.217	52.056	33.700	51.461		2:17.217
2	1:56.297	33.086	32.523	50.688		5:49.858	36	1:55.726	32.790	32.537	50.399		4:12.943
3	1:55.683	32.858	32.248	50.577		7:45.541	37	2:01.464 B	32.597	32.886	55.981		6:14.407
4	1:55.905	32.919	32.443	50.543		9:41.446	38	5:25.834	4:01.290	33.618	50.926		11:40.241
5	1:56.552	32.864	32.565	51.123		11:37.998	39	1:55.461	32.591	32.210	50.660		13:35.702
6	1:58.172	33.871	32.803	51.498		13:36.170	40	1:55.438	32.488	32.374	50.576		15:31.140
7	2:04.948 B	32.740	32.454	59.754		15:41.118	41	2:04.420 B	32.609	32.404	59.407		17:35.560
8	9:55.380	8:31.106	33.104	51.170		25:36.498	42	7:37.409	6:13.234	33.052	51.123		25:12.969
9	1:55.219	32.708	32.126	50.385		27:31.717	43	1:55.744	32.804	32.491	50.449		27:08.713
10	2:04.905 B	32.693	32.329	59.883		29:36.622	44	1:55.363	32.584	32.415	50.364		29:04.076
11	12:53.381 B	...	34.381	59.898		42:30.003	45	1:55.441	32.664	32.331	50.446		30:59.517
22 Federico Fuligni ITA													
D34G Racing Ducati Panigale V2													
1	4:20.411	2:52.221	35.145	53.045		4:20.411	46	1:56.372	32.817	32.700	50.855		32:55.889
2	1:59.511	34.257	33.517	51.737		6:19.922	47	1:56.383	32.796	32.674	50.913		34:52.272
3	1:58.636	33.806	33.276	51.554		8:18.558	48	2:00.573	32.962	32.510	55.101		36:52.845
4	1:58.881	33.797	33.402	51.682		10:17.439	49	2:05.120 B	33.330	32.996	58.794		38:57.965
5	1:58.142	33.594	33.208	51.340		12:15.581							
6	2:05.690 B	33.615	33.475	58.600		14:21.271							
28 Glenn van Straalen NLD													
EAB Racing Team Yamaha YZF R6													
1	2:13.551	49.847	32.921	50.783		2:13.551							
2	1:55.244	32.722	32.282	50.240		4:08.795							
3	1:55.743	32.823	32.700	50.220		6:04.538							
4	1:55.372	32.941	32.201	50.230		7:59.910							
5	1:56.002	33.021	32.294	50.687		9:55.912							



World SSP

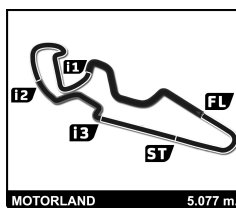
DWO Supported Test Motorland

Free Practice 6

Sector Analysis

— Invalidated Lap ■ Personal Best ■ Session Best B Crossing the pit lane

Lap	Time	Sector 1	Sector 2	Sector 3	Sector 4	Elapsed	Lap	Time	Sector 1	Sector 2	Sector 3	Sector 4	Elapsed
6	1:55.819	32.841	32.400	50.578		11:51.731							
7	2:12.348	34.159	45.811	52.378		14:04.079							
8	1:55.481	32.769	32.321	50.391		15:59.560							
9	2:03.245 B	33.179	32.742	57.324		18:02.805							
10	9:42.055	8:18.267	32.896	50.892		27:44.860							
11	1:55.847	33.165	32.457	50.225		29:40.707							
12	1:55.586	33.234	32.213	50.139		31:36.293							
13	1:54.948	32.655	32.252	50.041		33:31.241							
14	2:02.429	32.783	32.497	57.149		35:33.670							
15	1:57.813	35.018	32.565	50.230		37:31.483							
16	1:55.735	32.806	32.450	50.479		39:27.218							
17	1:55.891	33.020	32.448	50.423		41:23.109							
18	2:07.630	32.905	43.826	50.899		43:30.739							
19	1:56.510	33.142	32.653	50.715		45:27.249							
32 Oliver Bayliss AUS													
BARNI Spark Racing Team							Ducati Panigale V2						
1	2:30.971	1:02.779	36.096	52.096		2:30.971							
2	1:58.308	33.680	33.377	51.251		4:29.279							
3	1:56.516	33.116	32.943	50.457		6:25.795							
4	1:57.203	33.564	32.656	50.983		8:22.998							
5	1:56.639	33.282	32.691	50.666		10:19.637							
6	1:56.785	33.490	32.925	50.370		12:16.422							
7	2:05.857 B	32.965	32.949	59.943		14:22.279							
8	6:52.441	5:29.312	32.891	50.238		21:14.720							
9	1:55.903	32.907	32.754	50.242		23:10.623							
10	1:55.510	32.798	32.445	50.267		25:06.133							
11	1:59.360	36.326	32.647	50.387		27:05.493							
12	1:55.767	32.856	32.555	50.356		29:01.260							
13	1:55.906	32.857	32.692	50.357		30:57.166							
14	2:04.730 B	33.131	35.469	56.130		33:01.896							
15	6:01.163	4:35.950	33.803	51.410		39:03.059							
16	1:57.667	33.424	33.227	51.016		41:00.726							
17	1:57.240	33.468	33.013	50.759		42:57.966							
18	1:57.030	33.380	33.061	50.589		44:54.996							
50 Ondrej Vostatek CZE													
MS Racing Yamaha WorldSSP							Yamaha YZF R6						
1	4:31.270	3:06.536	33.283	51.451		4:31.270							
2	1:56.762	33.297	32.646	50.819		6:28.032							
3	2:12.010	35.220	41.837	54.953		8:40.042							
4	1:57.227	33.220	32.875	51.132		10:37.269							
5	1:56.968	33.102	32.815	51.051		12:34.237							
6	1:56.814	33.035	32.909	50.870		14:31.051							
7	2:04.951	35.616	35.444	53.891		16:36.002							
8	2:04.926 B	34.544	33.588	56.794		18:40.928							
9	12:21.942	...	33.338	50.967		31:02.870							
10	1:56.178	32.949	32.579	50.650		32:59.048							
11	1:56.294	33.002	32.663	50.629		34:55.342							
12	1:56.350	32.906	32.666	50.778		36:51.692							
13	2:00.304	33.604	34.380	52.320		38:51.996							
14	1:56.917	33.192	32.789	50.936		40:48.913							
15	1:58.441	33.129	33.491	51.821		42:47.354							
16	1:57.415	33.277	33.148	50.990		44:44.769							
17	2:16.841 B	38.247	34.459	1:04.135		47:01.610							
52 Patrick Hobelsberger DEU													
Kallio Racing							Yamaha YZF R6						
1	2:17.497	51.872	33.718	51.907		2:17.497							
2	1:59.819	33.578	32.786	53.455		4:17.316							
3	1:57.147	33.585	32.844	50.718		6:14.463							
4	1:57.143	33.152	33.253	50.738		8:11.606							
5	1:56.655	33.234	32.663	50.758		10:08.261							
6	2:06.262 B	34.419	34.294	57.549		12:14.523							
7	10:09.885	8:46.061	33.152	50.672		22:24.408							
8	1:55.362	32.931	32.299	50.132		24:19.770							
9	1:55.050	32.676	32.286	50.088		26:14.820							
10	1:55.266	32.736	32.268	50.262		28:10.086							
11	2:15.479 B	40.258	36.812	58.409		30:25.565							
12	10:19.294	8:54.389	33.992	50.913		40:44.859							
13	1:54.972	32.676	32.225	50.071		42:39.831							
14	1:55.271	32.666	32.391	50.214		44:35.102							
15	1:55.059	32.644	32.317	50.098		46:30.161							
54 Bahattin Sofuoglu TUR													
MV Agusta Reparto Corse							MV Agusta F3 800 RR						
1	2:40.798	1:13.901	34.612	52.285		2:40.798							
2	1:57.689	33.672	33.053	50.964		4:38.487							
3	1:56.342	33.191	32.668	50.483		6:34.829							
4	1:56.319	33.049	32.898	50.372		8:31.148							
5	1:56.190	33.086	32.677	50.427		10:27.338							
6	1:56.168	32.977	32.876	50.315		12:23.506							
7	1:55.917	32.953	32.597	50.367		14:19.423							
8	2:14.075 B	36.187	37.315	1:00.573		16:33.498							
9	7:55.720	6:29.308	34.635	51.777		24:29.218							
10	1:55.514	32.848	32.385	50.281		26:24.732							
11	1:54.605	32.658	32.164	49.783		28:19.337							
12	1:54.602	32.625	32.211	49.766		30:13.939							
13	1:54.508	32.619	32.206	49.683		32:08.447							
14	1:58.907	34.555	33.553	50.799		34:07.354							
15	1:58.620	34.801	33.041	50.778		36:05.974							
16	1:59.924	36.315	33.212	50.397		38:05.898							



World SSP

DWO Supported Test Motorland

Free Practice 6

Sector Analysis

— Invalidated Lap ■ Personal Best ■ Session Best B Crossing the pit lane

Lap	Time	Sector 1	Sector 2	Sector 3	Sector 4	Elapsed	Lap	Time	Sector 1	Sector 2	Sector 3	Sector 4	Elapsed
17	1:57.720	34.142	33.121	50.457		40:03.618	12	5:21.910	3:56.720	33.100	52.090		39:13.465
18	1:55.727	32.799	32.572	50.356		41:59.345	13	1:53.542	32.036	32.019	49.487		41:07.007
19	1:55.517	32.626	32.576	50.315		43:54.862	14	1:53.970	32.433	31.937	49.600		43:00.977
20	2:07.869	37.811	38.812	51.246		46:02.731	15	1:53.714	32.066	32.003	49.645		44:54.691
							16	1:54.193	32.215	32.116	49.862		46:48.884

55 Yari Montella							ITA						
Kawasaki Puccetti Racing							Kawasaki ZX-6R						
1	3:27.438	2:04.219	32.901	50.318		3:27.438							
2	1:55.222	32.437	32.181	50.604		5:22.660							
3	1:55.101	32.574	32.382	50.145		7:17.761							
4	1:55.360	32.743	32.484	50.133		9:13.121							
5	1:56.075	32.947	32.779	50.349		11:09.196							
6	2:06.590	33.929	34.178	58.483		13:15.786							
7	6:49.177	5:20.433	37.599	51.145		20:04.963							
8	1:55.412	32.792	32.364	50.256		22:00.375							
9	1:54.929	32.691	32.295	49.943		23:55.304							
10	1:55.113	32.621	32.283	50.209		25:50.417							
11	1:54.793	32.527	32.288	49.978		27:45.210							
12	1:55.284	32.662	32.396	50.226		29:40.494							
13	1:55.139	32.926	32.239	49.974		31:35.633							
14	1:57.073	32.800	32.679	51.594		33:32.706							
15	2:04.508	33.286	33.520	57.702		35:37.214							
16	5:51.187	4:28.873	32.392	49.922		41:28.401							
17	1:54.088	32.349	32.170	49.569		43:22.489							
18	1:54.306	32.432	32.193	49.681		45:16.795							

56 Peter Sebestyen							HUN						
Evan Bros. WorldSSP Yamaha Team							Yamaha YZF R6						
1	1:57.681	33.223	33.287	51.171		1:57.681							
2	1:56.341	33.774	32.416	50.151		3:54.022							
3	1:55.442	32.812	32.511	50.119		5:49.464							
4	1:55.217	32.749	32.285	50.183		7:44.681							
5	1:55.862	32.872	32.523	50.467		9:40.543							
6	2:06.940	33.254	33.874	59.812		11:47.483							
7	10:14.185	8:49.074	34.345	50.766		22:01.668							
8	2:06.897	33.103	33.018	1:00.776		24:08.565							
9	1:56.682	33.140	32.732	50.810		26:05.247							
10	1:56.558	33.235	32.747	50.576		28:01.805							
11	2:03.803	33.040	33.053	57.710		30:05.608							
12	10:07.926	8:44.764	33.153	50.009		40:13.534							
13	1:54.408	32.458	32.109	49.841		42:07.942							
14	1:55.199	32.692	32.228	50.279		44:03.141							
15	1:56.772	33.111	33.199	50.462		45:59.913							

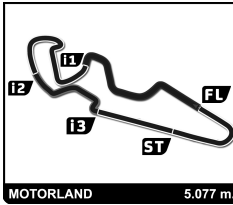
61 Can Oncu							TUR						
Kawasaki Puccetti Racing							Kawasaki ZX-6R						
1	2:12.164	48.318	32.989	50.857		2:12.164							
2	1:55.774	32.845	32.510	50.419		4:07.938							
3	2:01.808	34.415	33.531	53.862		6:09.746							
4	7:53.960	6:27.916	33.005	53.039		14:03.706							
5	1:54.643	32.308	32.243	50.092		15:58.349							
6	1:58.933	33.077	32.454	53.402		17:57.282							
7	8:09.462	6:46.258	32.273	50.931		26:06.744							
8	1:55.131	32.416	32.250	50.465		28:01.875							
9	1:54.728	32.370	32.221	50.137		29:56.603							
10	1:54.650	32.287	32.327	50.036		31:51.253							
11	2:00.302	33.419	33.340	53.543		33:51.555							

62 Stefano Manzi							ITA						
Dynavolt Triumph							Triumph Street Triple RS						
1	3:26.128	2:01.607	33.326	51.195		3:26.128							
2	2:00.786	33.159	32.370	55.257		5:26.914							
3	1:55.749	33.177	32.204	50.368		7:22.663							
4	1:55.657	32.930	32.365	50.362		9:18.320							
5	2:00.653	36.361	33.541	50.751		11:18.973							
6	2:05.420	34.430	33.948	57.042		13:24.393							
7	6:38.357	5:14.609	32.954	50.794		20:02.750							
8	1:55.856	33.039	32.344	50.473		21:58.606							
9	2:08.358	38.966	33.029	56.363		24:06.964							
10	5:54.985	4:32.005	32.581	50.399		30:01.949							
11	1:54.860	32.759	32.095	50.006		31:56.809							
12	1:54.921	32.762	32.231	49.928		33:51.730							
13	2:03.018	34.349	33.286	55.383		35:54.748							
14	5:25.136	4:00.955	33.857	50.324		41:19.884							
15	1:54.557	32.715	32.001	49.841		43:14.441							
16	1:54.707	32.697	32.061	49.949		45:09.148							

64 Federico Caricasulo							ITA						
Althea Racing							Ducati Panigale V2						
1	2:39.154	1:01.925	38.356	58.873		2:39.154							
2	1:55.686	32.951	32.477	50.258		4:34.840							
3	1:55.111	32.857	32.175	50.079		6:29.951							
4	1:55.043	32.711	32.215	50.117		8:24.994							
5	1:55.059	32.541	32.307	50.211		10:20.053							
6	2:02.423	39.593	32.451	50.379		12:22.476							
7	2:02.790	32.750	32.365	57.675		14:25.266							
8	9:32.556	8:08.549	33.073	50.934		23:57.822							
9	1:55.959	32.960	32.397	50.602		25:53.781							
10	1:55.596	32.821	32.396	50.379		27:49.377							
11	2:10.282	38.878	33.794	57.610		29:59.659							
12	7:33.554	5:50.570	37.322	1:05.662		37:33.213							
13	1:55.493	32.805	32.242	50.446		39:28.706							
14	1:54.500	32.461	32.126	49.913		41:23.206							
15	1:54.643	32.536	32.048	50.059		43:17.849							
16	1:56.896	32.510	32.119	52.267		45:14.745							

66 Niki Tuuli							FIN						
MV Agusta Reparto Corse							MV Agusta F3 800 RR						
1	3:04.096	1:38.905	33.768	51.423		3:04.096							
2	1:55.506	32.899	32.197	50.410		4:59.602							
3	1:54.857	32.707	32.106	50.044		6:54.459							
4	1:54.399	32.617	31.986	49.796		8:48.858							
5	1:54.659	32.483	32.125	50.051		10:43.517							
6	1:54.877	32.620	32.072	50.185		12:38.394							
7	10:22.491	32.465				23:00.885							

69 Thomas Booth-Amos							GBR						
Prodina Racing WorldSSP							Kawasaki ZX-6R						
1	6:26.883	4:57.905	38.169	50.809		6:26.883							



World SSP DWO Supported Test Motorland Free Practice 6 Sector Analysis

— Invalidated Lap ■ Personal Best ■ Session Best B Crossing the pit lane

Lap	Time	Sector 1	Sector 2	Sector 3	Sector 4	Elapsed	Lap	Time	Sector 1	Sector 2	Sector 3	Sector 4	Elapsed
2	1:56.110	33.164	32.510	50.436		8:22.993	1	2:40.969	1:12.444	35.814	52.711		2:40.969
3	1:56.354	32.906	32.749	50.699		10:19.347	2	1:58.612	33.821	33.411	51.380		4:39.581
4	1:56.300	33.047	32.608	50.645		12:15.647	3	1:58.038	33.521	33.126	51.391		6:37.619
5	2:14.507 B	33.234	37.518	1:03.755		14:30.154	4	1:58.001	33.436	33.192	51.373		8:35.620
6	4:06.568 B	2:30.887	35.656	1:00.025		18:36.722	5	1:58.153	33.568	33.184	51.401		10:33.773
7	2:18.757	54.828	33.296	50.633		20:55.479	6	1:58.075	33.437	33.139	51.499		12:31.848
8	1:57.371	33.054	32.902	51.415		22:52.850	7	1:57.929	33.346	33.187	51.396		14:29.777
9	1:57.189	33.702	32.767	50.720		24:50.039	8	2:13.290 B	35.695	36.275	1:01.320		16:43.067
10	2:10.673	33.143	32.697	1:04.833		27:00.712	9	13:17.331	...	34.055	56.285		30:00.398
11	1:57.269	33.350	32.886	51.033		28:57.981	10	1:58.658	33.982	33.344	51.332		31:59.056
12	1:56.704	33.243	32.802	50.659		30:54.685	11	1:58.551	33.608	33.220	51.723		33:57.607
13	1:56.949	33.218	32.910	50.821		32:51.634	12	1:58.182	33.483	33.223	51.476		35:55.789
14	1:56.966	33.034	32.708	51.224		34:48.600	13	1:58.112	33.514	33.074	51.524		37:53.901
15	2:18.757 B	43.698	36.740	58.319		37:07.357	14	2:05.477 B	33.603	33.801	58.073		39:59.378
16	4:01.871	2:29.726	41.078	51.067		41:09.228	15	4:17.264	2:49.895	34.521	52.848		44:16.642
17	2:06.784	40.723	35.621	50.440		43:16.012	16	1:57.791	33.391	33.143	51.257		46:14.433
18	1:57.930	33.156	32.852	51.922		45:13.942							

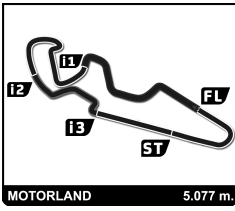
73	Maximilian Kofler	AUT				
	CM Racing	Ducati Panigale V2				
1	2:26.764	58.314	34.449	54.001		2:26.764
2	1:57.250	33.197	33.205	50.848		4:24.014
3	1:56.364	33.157	32.674	50.533		6:20.378
4	1:57.778	33.567	33.211	51.000		8:18.156
5	1:56.393	33.025	32.747	50.621		10:14.549
6	2:08.936 B	34.837	37.468	56.631		12:23.485
7	10:02.357	8:38.610	33.036	50.711		22:25.842
8	1:55.207	32.759	32.335	50.113		24:21.049
9	1:55.556	32.779	32.454	50.323		26:16.605
10	2:08.886 B	34.843	34.139	59.904		28:25.491
11	5:43.088	4:14.483	33.774	54.831		34:08.579
12	1:55.539	32.707	32.480	50.352		36:04.118
13	1:57.124	32.846	34.074	50.204		38:01.242
14	1:59.371	32.853	33.844	52.674		40:00.613
15	1:55.616	32.804	32.304	50.508		41:56.229
16	2:00.601	33.211	35.832	51.558		43:56.830
17	1:58.512	33.860	33.349	51.303		45:55.342

77	Dominique Aegerter	CHE				
	Ten Kate Racing Yamaha	Yamaha YZF R6				
1	5:05.095	3:39.801	33.873	51.421		5:05.095
2	1:54.350	32.409	31.967	49.974		6:59.445
3	1:54.144	32.290	31.986	49.868		8:53.589
4	1:54.172	32.274	31.985	49.913		10:47.761
5	1:54.446	32.315	32.071	50.060		12:42.207
6	1:54.613	32.321	32.125	50.167		14:36.820
7	1:54.697	32.295	32.106	50.296		16:31.517
8	2:00.036 B	32.432	32.358	55.246		18:31.553
9	17:03.960	...	33.736	50.997		35:35.513
10	1:53.647	32.195	31.765	49.687		37:29.160
11	1:53.918	32.097	31.925	49.896		39:23.078
12	1:54.337	32.248	32.036	50.053		41:17.415
13	1:54.507	32.293	32.050	50.164		43:11.922
14	2:22.617	46.124	39.054	57.439		45:34.539

88	Alessandro Zetti	ITA
	Kallio Racing	Yamaha YZF R6

94	Andy Verdoia	FRA				
	GMT94 Yamaha	Yamaha YZF R6				
1	3:49.284	2:24.697	33.464	51.123		3:49.284
2	1:55.353	32.831	32.193	50.329		5:44.637
3	1:55.002	32.685	32.221	50.096		7:39.639
4	1:55.084	32.517	32.171	50.396		9:34.723
5	2:01.148 B	32.769	32.349	56.030		11:35.871
6	7:22.845	5:58.710	33.228	50.907		18:58.716
7	1:55.072	32.767	32.135	50.170		20:53.788
8	1:55.451	32.606	32.184	50.661		22:49.239
9	1:54.950	32.650	32.212	50.088		24:44.189
10	1:54.788	32.514	32.165	50.109		26:38.977
11	2:03.543 B	33.214	32.909	57.420		28:42.520
12	9:20.024	7:51.738	33.689	54.597		38:02.544
13	1:55.127	32.619	32.343	50.165		39:57.671
14	1:54.652	32.500	32.122	50.030		41:52.323
15	1:54.732	32.554	32.177	50.001		43:47.055
16	2:09.847	46.880	32.657	50.310		45:56.902

99	Adrian Huertas	ESP				
	MTM Kawasaki	Kawasaki ZX-6R				
1	2:12.568	48.045	34.055	50.468		2:12.568
2	1:55.882	32.915	32.469	50.498		4:08.450
3	1:58.465	32.806	35.345	50.314		6:06.915
4	1:55.105	32.605	32.243	50.257		8:02.020
5	1:55.693	32.678	32.374	50.641		9:57.713
6	2:08.015 B	32.776	32.388	1:02.851		12:05.728
7	11:36.938	...	35.105	50.610		23:42.666
8	1:54.272	32.375	32.020	49.877		25:36.938
9	1:54.457	32.465	32.187	49.805		27:31.395
10	1:54.698	32.522	32.077	50.099		29:26.093
11	2:00.045	37.720	32.227	50.098		31:26.138
12	2:04.857 B	33.584	33.553	57.720		33:30.995
13	7:55.214	6:33.291	32.065	49.858		41:26.209
14	1:57.494	33.742	33.543	50.209		43:23.703
15	1:54.563	32.428	32.069	50.066		45:18.266



World SSP

DWO Supported Test Motorland

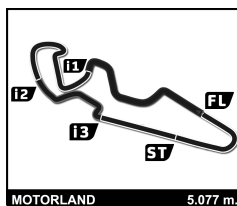
Combined Day 2

Classification

No	Rider	Nat	Team	Cl.	FP 4	FP5	FP6	Time	Gap
1	16 Jules Cluzel	FRA	GMT94 Yamaha	WSSP	1:56.740	1:54.840	1:53.407	1:53.407	
2	7 Lorenzo Baldassarri	ITA	Evan Bros. WorldSSP Yamaha Team	WSSP	1:55.034	1:53.756	1:53.464	1:53.464	0.057 0.057
3	61 Can Oncu	TUR	Kawasaki Puccetti Racing	WSSP		1:54.127	1:53.542	1:53.542	0.135 0.078
4	11 Nicolo Bulega	ITA	Aruba.it Racing WorldSSP Team	WSSP		1:54.398	1:53.621	1:53.621	0.214 0.079
5	77 Dominique Aegerter	CHE	Ten Kate Racing Yamaha	WSSP		1:53.989	1:53.647	1:53.647	0.240 0.026
6	55 Yari Montella	ITA	Kawasaki Puccetti Racing	WSSP		1:54.613	1:54.088	1:54.088	0.681 0.441
7	66 Niki Tuuli	FIN	MV Agusta Reparto Corse	WSSP		1:54.144	1:54.399	1:54.144	0.737 0.056
8	99 Adrian Huertas	ESP	MTM Kawasaki	WSSP	1:55.939	1:54.733	1:54.272	1:54.272	0.865 0.128
9	3 Raffaele De Rosa	ITA	Orelac Racing Verdnatura WorldSSP	WSSP		1:55.478	1:54.370	1:54.370	0.963 0.098
10	56 Peter Sebestyen	HUN	Evan Bros. WorldSSP Yamaha Team	WSSP	1:57.854	1:55.335	1:54.408	1:54.408	1.001 0.038
11	64 Federico Caricasulo	ITA	Althea Racing	WSSP	1:56.305	1:54.966	1:54.500	1:54.500	1.093 0.092
12	54 Bahattin Sofuooglu	TUR	MV Agusta Reparto Corse	WSSP	1:58.978	1:55.851	1:54.508	1:54.508	1.101 0.008
13	62 Stefano Manzi	ITA	Dynavolt Triumph	WSSP		1:55.427	1:54.557	1:54.557	1.150 0.049
14	94 Andy Verdoia	FRA	GMT94 Yamaha	WSSP	1:57.480	1:55.240	1:54.652	1:54.652	1.245 0.095
15	28 Glenn van Straalen	NLD	EAB Racing Team	WSSP	1:57.255	1:54.775	1:54.948	1:54.775	1.368 0.123
16	38 Hannes Soomer	EST	Dynavolt Triumph	WSSP	2:00.492	1:55.468	1:54.947	1:54.947	1.540 0.172
17	52 Patrick Hobelsberger	DEU	Kallio Racing	WSSP		1:55.788	1:54.972	1:54.972	1.565 0.025
18	73 Maximilian Kofler	AUT	CM Racing	WSSP	1:59.109	1:55.031	1:55.207	1:55.031	1.624 0.059
19	17 Kyle Smith	GBR	VFT Racing	WSSP		1:56.060	1:55.219	1:55.219	1.812 0.188
20	25 Marcel Brenner	CHE	VFT Racing	WSSP		1:55.774	1:55.363	1:55.363	1.956 0.144
21	24 Leonardo Taccini	ITA	Ten Kate Racing Yamaha	WSSP	1:57.414	1:55.957	1:55.414	1:55.414	2.007 0.051
22	32 Oliver Bayliss	AUS	BARNI Spark Racing Team	WSSP		1:55.719	1:55.510	1:55.510	2.103 0.096
23	6 Jeffrey Buis	NLD	Motozoo Racing by Puccetti	WSSP	1:57.558	1:55.969	1:56.186	1:55.969	2.562 0.459
24	69 Thomas Booth-Amos	GBR	Prodina Racing WorldSSP	WSSP		1:56.125	1:56.110	1:56.110	2.703 0.141
25	10 Unai Orradre	ESP	MS Racing Yamaha WorldSSP	WSSP	2:02.989	1:57.923	1:56.147	1:56.147	2.740 0.037
26	50 Ondrej Vostatek	CZE	MS Racing Yamaha WorldSSP	WSSP	1:58.554	1:57.136	1:56.178	1:56.178	2.771 0.031
27	12 Filippo Fuligni	ITA	D34G Racing	WSSP		1:56.848	1:56.711	1:56.711	3.304 0.533
28	15 Eugene McManus	IRL	Motozoo Racing by Puccetti	WSSP	2:00.715	1:57.153	1:56.967	1:56.967	3.560 0.256
29	88 Alessandro Zetti	ITA	Kallio Racing	WSSP		1:59.680	1:57.791	1:57.791	4.384 0.824
30	22 Federico Fuligni	ITA	D34G Racing	WSSP		1:58.500	1:58.011	1:58.011	4.604 0.220

Race Director:

Timekeeper:



World SSP

DWO Supported Test Motorland

Final Combined Day 1 + Day 2

Classification

No	Rider	Nat	Team	Class	Time	Gap	Session
1	16 Jules Cluzel	FRA	GMT94 Yamaha	WSSP	1:53.407		Free Practice 6
2	7 Lorenzo Baldassarri	ITA	Evan Bros. WorldSSP Yamaha Team	WSSP	1:53.464	0.057 0.057	Free Practice 6
3	61 Can Oncu	TUR	Kawasaki Puccetti Racing	WSSP	1:53.542	0.135 0.078	Free Practice 6
4	11 Nicolo Bulega	ITA	Aruba.it Racing WorldSSP Team	WSSP	1:53.621	0.214 0.079	Free Practice 6
5	77 Dominique Aegerter	CHE	Ten Kate Racing Yamaha	WSSP	1:53.647	0.240 0.026	Free Practice 6
6	55 Yari Montella	ITA	Kawasaki Puccetti Racing	WSSP	1:54.088	0.681 0.441	Free Practice 6
7	66 Niki Tuuli	FIN	MV Agusta Reparto Corse	WSSP	1:54.144	0.737 0.056	Free Practice 5
8	99 Adrian Huertas	ESP	MTM Kawasaki	WSSP	1:54.272	0.865 0.128	Free Practice 6
9	3 Raffaele De Rosa	ITA	Orelac Racing Verdatura WorldSSP	WSSP	1:54.370	0.963 0.098	Free Practice 6
10	56 Peter Sebestyen	HUN	Evan Bros. WorldSSP Yamaha Team	WSSP	1:54.408	1.001 0.038	Free Practice 6
11	64 Federico Caricasulo	ITA	Althea Racing	WSSP	1:54.500	1.093 0.092	Free Practice 6
12	54 Bahattin Sofuoglu	TUR	MV Agusta Reparto Corse	WSSP	1:54.508	1.101 0.008	Free Practice 6
13	62 Stefano Manzi	ITA	Dynavolt Triumph	WSSP	1:54.557	1.150 0.049	Free Practice 6
14	94 Andy Verdoia	FRA	GMT94 Yamaha	WSSP	1:54.652	1.245 0.095	Free Practice 6
15	28 Glenn van Straalen	NLD	EAB Racing Team	WSSP	1:54.775	1.368 0.123	Free Practice 5
16	38 Hannes Soomer	EST	Dynavolt Triumph	WSSP	1:54.947	1.540 0.172	Free Practice 6
17	52 Patrick Hobelsberger	DEU	Kallio Racing	WSSP	1:54.972	1.565 0.025	Free Practice 6
18	73 Maximilian Kofler	AUT	CM Racing	WSSP	1:55.031	1.624 0.059	Free Practice 5
19	17 Kyle Smith	GBR	VFT Racing	WSSP	1:55.219	1.812 0.188	Free Practice 6
20	25 Marcel Brenner	CHE	VFT Racing	WSSP	1:55.363	1.956 0.144	Free Practice 6
21	24 Leonardo Taccini	ITA	Ten Kate Racing Yamaha	WSSP	1:55.414	2.007 0.051	Free Practice 6
22	32 Oliver Bayliss	AUS	BARNI Spark Racing Team	WSSP	1:55.510	2.103 0.096	Free Practice 6
23	69 Thomas Booth-Amos	GBR	Prodina Racing WorldSSP	WSSP	1:55.797	2.390 0.287	Free Practice 3
24	6 Jeffrey Buis	NLD	Motozoo Racing by Puccetti	WSSP	1:55.969	2.562 0.172	Free Practice 5
25	10 Unai Orradre	ESP	MS Racing Yamaha WorldSSP	WSSP	1:56.147	2.740 0.178	Free Practice 6
26	50 Ondrej Vostatek	CZE	MS Racing Yamaha WorldSSP	WSSP	1:56.178	2.771 0.031	Free Practice 6
27	12 Filippo Fuligni	ITA	D34G Racing	WSSP	1:56.711	3.304 0.533	Free Practice 6
28	15 Eugene McManus	IRL	Motozoo Racing by Puccetti	WSSP	1:56.967	3.560 0.256	Free Practice 6
29	88 Alessandro Zetti	ITA	Kallio Racing	WSSP	1:57.791	4.384 0.824	Free Practice 6
30	22 Federico Fuligni	ITA	D34G Racing	WSSP	1:58.011	4.604 0.220	Free Practice 6

Race Director:

Timekeeper: