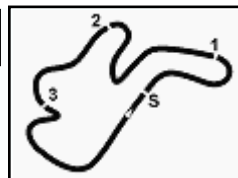


Phillip Island 4.445 m

DWO Phillip Island Official Test, 20-21 February 2023

Biographical Entry List

No.	Rider (Abbreviation)	Age	Date of Birth	Place of Birth	Nat	Bike Team	Wins 2023	Podiums 2023	Pole 2023	Races 2023	Tyres	Class
1	1 BAUTISTA Alvaro (Bau)	38	21/11/1984	Talavera de la Reina	ESP	Ducati Panigale V4R Aruba.it Racing - Ducati	32	58	6	133	Pirelli	
2	5 OETTL Philipp (Det)	26	03/05/1996	Bad Reichenhall	GER	Ducati Panigale V4R Team GoEleven				32	Pirelli	IND
3	7 LECUONA Iker (Lec)	23	06/01/2000	Valencia	ESP	Honda CBR1000 RR-R Team HRC		1	1	30	Pirelli	
4	9 PETRUCCI Danilo (Pet)	32	24/10/1990	Terni	ITA	Ducati Panigale V4R Barni Spark Racing Team					Pirelli	IND
5	21 RINALDI Michael Ruben (Rin)	27	21/12/1995	Rimini	ITA	Ducati Panigale V4R Aruba.it Racing - Ducati	4	14		150	Pirelli	
6	22 LOWES Alex (Low)	32	14/09/1990	Lincoln	GBR	Kawasaki ZX-10RR Kawasaki Racing Team WorldSBK	2	33	1	255	Pirelli	
7	31 GERLOFF Garrett (Ger)	27	01/08/1995	Spring	USA	BMW M1000 RR Bonovo Action BMW		6		92	Pirelli	IND
8	34 BALDASSARRI Lorenzo (Bal)	26	06/11/1996	San Severino Marche	ITA	Yamaha YZF R1 GMT94 Yamaha					Pirelli	IND
9	35 SYHRIN Hafizh (Sya)	28	05/05/1994	Selangor	MAS	Honda CBR1000 RR-R MIE Racing Honda Team				30	Pirelli	IND
10	45 REDDING Scott (Red)	30	04/01/1993	Gloucester	GBR	BMW M1000 RR ROKiT BMW Motorrad WorldSBK Team	12	40	2	97	Pirelli	
11	47 BASSANI Axel (Bas)	23	24/07/1999	Feltre	ITA	Ducati Panigale V4R Motocorsa Racing		4		73	Pirelli	IND
12	51 GRANADO Eric (Gra)	26	10/06/1996	San Paulo	BRA	Honda CBR1000 RR-R MIE Racing Honda Team				3	Pirelli	IND
13	52 KONIG Oliver (Kon)	20	18/03/2002	Praha	CZE	Kawasaki ZX-10RR Orelac Racing MOVISIO				37	Pirelli	IND
14	54 RAZGATLIOGLU Toprak (Raz)	26	16/10/1996	Alanya	TUR	Yamaha YZF R1 Pata Yamaha Prometeon WorldSBK	32	82	8	156	Pirelli	
15	55 LOCATELLI Andrea (Loc)	26	16/10/1996	Alzano Lombardo	ITA	Yamaha YZF R1 Pata Yamaha Prometeon WorldSBK		6		73	Pirelli	
16	60 VAN DER MARK Michael (van)	30	26/10/1992	Gouda	NED	BMW M1000 RR ROKiT BMW Motorrad WorldSBK Team	5	40	1	219	Pirelli	
17	65 REA Jonathan (Rea)	36	02/02/1987	Ballymena	GBR	Kawasaki ZX-10RR Kawasaki Racing Team WorldSBK	118	245	40	377	Pirelli	
18	66 SYKES Tom (Syk)	37	19/08/1985	Huddersfield	GBR	Kawasaki ZX-10RR Kawasaki Puccetti Racing	34	114	51	349	Pirelli	IND
19	76 BAZ Boris (Baz)	30	01/02/1993	Sallanches	FRA	BMW M1000 RR Bonovo Action BMW	2	20	2	174	Pirelli	IND
20	77 AEGERTER Dominique (Aeg)	32	30/09/1990	Röthenbach Im Emmental Be	SUI	Yamaha YZF R1 GYTR GRT Yamaha WorldSBK Team					Pirelli	IND
21	87 GARDNER Remy (Gar)	24	24/02/1998	Randwick	AUS	Yamaha YZF R1 GYTR GRT Yamaha WorldSBK Team					Pirelli	IND
22	97 VIERGE Xavi (Vie)	25	30/04/1997	Barcelona	ESP	Honda CBR1000 RR-R Team HRC				36	Pirelli	



DWO Phillip Island Official Test, 20-21 February 2023

Results Monday Free Practice 1

No.	Rider	Nat	Team	Bike	Class	Time	Gap	Rel.	Laps	Speed	
										Avg	Max
1	55 A. LOCATELLI	ITA	Pata Yamaha Prometeon WorldSBK	Yamaha YZF R1		1'31.008			37	175,831	310,3
2	1 A. BAUTISTA	ESP	Aruba.it Racing - Ducati	Ducati Panigale V4R		1'31.148	0.140	0.140	46	175,561	316,7
3	65 J. REA	GBR	Kawasaki Racing Team WorldSBK	Kawasaki ZX-10RR		1'31.260	0.252	0.112	32	175,345	312,1
4	21 M. RINALDI	ITA	Aruba.it Racing - Ducati	Ducati Panigale V4R		1'31.543	0.535	0.283	40	174,803	314,9
5	54 T. RAZGATLIOGLU	TUR	Pata Yamaha Prometeon WorldSBK	Yamaha YZF R1		1'31.564	0.556	0.021	32	174,763	314,9
6	87 R. GARDNER	AUS	GYTR GRT Yamaha WorldSBK Team	Yamaha YZF R1	IND	1'31.697	0.689	0.133	41	174,510	314,0
7	77 D. AEGERTER	SUI	GYTR GRT Yamaha WorldSBK Team	Yamaha YZF R1	IND	1'31.907	0.899	0.210	41	174,111	310,3
8	5 P. OETTL	GER	Team GoEleven	Ducati Panigale V4R	IND	1'31.950	0.942	0.043	32	174,029	310,3
9	76 L. BAZ	FRA	Bonovo Action BMW	BMW M1000 RR	IND	1'32.293	1.285	0.343	32	173,383	318,6
10	22 A. LOWES	GBR	Kawasaki Racing Team WorldSBK	Kawasaki ZX-10RR		1'32.328	1.320	0.035	32	173,317	315,8
11	9 D. PETRUCCI	ITA	Barni Spark Racing Team	Ducati Panigale V4R	IND	1'32.382	1.374	0.054	34	173,216	317,6
12	7 I. LECUONA	ESP	Team HRC	Honda CBR1000 RR-R		1'32.391	1.383	0.009	38	173,199	318,6
13	60 M. VAN DER MARK	NED	ROKIT BMW Motorrad WorldSBK Team	BMW M1000 RR		1'32.466	1.458	0.075	28	173,058	317,6
14	97 X. VIERGE	ESP	Team HRC	Honda CBR1000 RR-R		1'32.472	1.464	0.006	25	173,047	321,4
15	31 G. GERLOFF	USA	Bonovo Action BMW	BMW M1000 RR	IND	1'32.654	1.646	0.182	37	172,707	318,6
16	52 O. KONIG	CZE	Orelac Racing MOVISIO	Kawasaki ZX-10RR	IND	1'32.829	1.821	0.175	29	172,381	305,1
17	66 T. SYKES	GBR	Kawasaki Puccetti Racing	Kawasaki ZX-10RR	IND	1'32.880	1.872	0.051	24	172,287	312,1
18	47 A. BASSANI	ITA	Motocorsa Racing	Ducati Panigale V4R	IND	1'32.900	1.892	0.020	39	172,250	312,1
19	34 L. BALDASSARRI	ITA	GMT94 Yamaha	Yamaha YZF R1	IND	1'32.905	1.897	0.005	35	172,240	304,2
20	45 S. REDDING	GBR	ROKIT BMW Motorrad WorldSBK Team	BMW M1000 RR		1'33.051	2.043	0.146	34	171,970	315,8
21	35 H. SYHRIN	MAS	MIE Racing Honda Team	Honda CBR1000 RR-R	IND	1'34.045	3.037	0.994	33	170,153	307,7
22	51 E. GRANADO	BRA	MIE Racing Honda Team	Honda CBR1000 RR-R	IND	1'34.235	3.227	0.190	35	169,810	303,4

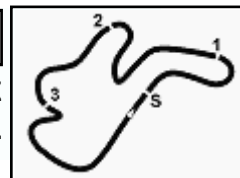
AIR	Humidity:	67%	Temp:	21°C
TRACK	Condition:	Dry	Temp:	38°C

Records	Pole	(SP)	2020 T.Sykes	1'29.230	179,330	Km/h
	Race	(SPRC)	2019 J.Rea	1'30.075	177,650	Km/h
	All Times	(SP)	2020 T.Sykes	1'29.230	179,330	Km/h

Start End The results are provisional until the end of the time limit for protests and appeals
20/02/2023 11:10 13:12 and the completion of the technical checks.

These data/results cannot be reproduced, stored and/or transmitted in whole or in part by any manner of electronic, mechanical, photocopying, recording, broadcasting or otherwise now known or herein after developed without the previous express consent by the copyright owner, except for reproduction in daily press and regular printed publications on sale to the public within 60 days of the event related to those data/results and always provided that copyright symbol appears together as follows below.

© DORNA WSBK ORGANIZATION Srl 2023



DWO Phillip Island Official Test, 20-21 February 2023

Results Monday Free Practice 1

Session Highlights

Local Time	No. Rider	Description
11.10.00		Start
11.12.49	5 P. OETTL	Racelink NOT working
11.13.24	52 O. KONIG	Racelink NOT working
11.18.33		RED FLAG
11.32.12	7 I. LECUONA	Check Racelink RF
11.34.22		RED FLAG
11.35.30	47 A. BASSANI	Check Racelink GPS and RF antennas
11.44.32	35 H. SYHRIN	Racelink NOT working
11.46.19	5 P. OETTL	Racelink NOT working
11.55.49	7 I. LECUONA	Check Racekink RF
12.01.53	51 E. GRANADO	Lap Cancelled [1'51.709] - Exceeded Track Limits - Turn 4
12.02.56	45 S. REDDING	Racelink NOT working
12.18.45	47 A. BASSANI	Check Racelink RF
12.19.13	54 T. RAZGATLIOGLU	Racelink NOT working
12.21.53	54 T. RAZGATLIOGLU	Racelink is OK
12.44.11	35 H. SYHRIN	Racelink NOT working
12.46.49	54 T. RAZGATLIOGLU	Lap Cancelled [1'43.496] - Exceeded Track Limits - Turn 4
12.47.51	97 X. VIERGE	Crashed - Turn 4
12.50.50	7 I. LECUONA	Lap Cancelled [1'33.365] - Yellow Flag - Turn 4
12.50.55	77 D. AEGERTER	Lap Cancelled [1'51.383] - Yellow Flag - Turn 4
12.51.00	51 E. GRANADO	Lap Cancelled [1'34.535] - Yellow Flag - Turn 4
12.51.05	55 A. LOCATELLI	Lap Cancelled [1'32.658] - Yellow Flag - Turn 4
12.51.15	52 O. KONIG	Lap Cancelled [1'34.109] - Yellow Flag - Turn 4
12.51.20	87 R. GARDNER	Lap Cancelled [1'55.469] - Yellow Flag - Turn 4
12.51.25	60 M. VAN DER MARK	Lap Cancelled [1'32.451] - Yellow Flag - Turn 4
12.51.30	9 D. PETRUCCI	Lap Cancelled [1'33.204] - Yellow Flag - Turn 4
12.51.35	7 I. LECUONA	Lap Cancelled [1'32.717] - Yellow Flag - Turn 4
12.51.40	77 D. AEGERTER	Lap Cancelled [1'33.313] - Yellow Flag - Turn 4
12.54.15	55 A. LOCATELLI	Lap Cancelled [1'40.338] - Exceeded Track Limits - Turn 4
13.06.21	54 T. RAZGATLIOGLU	Crashed - Turn 10
13.07.01	54 T. RAZGATLIOGLU	Re-joined
13.12.03		End Of Session

Fastest Laps Sequence

No.	Rider	Nat	Team	Bike	Local Time	Time	Gap	Avg
65	J. REA	GBR	Kawasaki Racing Team WorldSBK	Kawasaki ZX-10RR	11:13'20.851	1'32.633		172,746
21	M. RINALDI	ITA	Aruba.it Racing - Ducati	Ducati Panigale V4R	11:13'35.460	1'32.296	-0.337	173,377
65	J. REA	GBR	Kawasaki Racing Team WorldSBK	Kawasaki ZX-10RR	11:14'52.433	1'31.582	-0.714	174,729
65	J. REA	GBR	Kawasaki Racing Team WorldSBK	Kawasaki ZX-10RR	11:16'23.790	1'31.357	-0.225	175,159
65	J. REA	GBR	Kawasaki Racing Team WorldSBK	Kawasaki ZX-10RR	11:42'31.648	1'31.260	-0.097	175,345
1	A. BAUTISTA	ESP	Aruba.it Racing - Ducati	Ducati Panigale V4R	12:04'56.807	1'31.148	-0.112	175,561
55	A. LOCATELLI	ITA	Pata Yamaha Prometeon WorldSBK	Yamaha YZF R1	13:08'42.120	1'31.008	-0.140	175,831

Start 11:10 End 13:12 The results are provisional until the end of the time limit for protests and appeals and the completion of the technical checks.

These data/results cannot be reproduced, stored and/or transmitted in whole or in part by any manner of electronic, mechanical, photocopying, recording, broadcasting or otherwise now known or herein after developed without the previous express consent by the copyright owner, except for reproduction in daily press and regular printed publications on sale to the public within 60 days of the event related to those data/results and always provided that copyright symbol appears together as follows below.

© DORNA WSBK ORGANIZATION Srl 2023

DWO Phillip Island Official Test, 20-21 February 2023

Best Sectors & Speed Monday Free Practice 1

BEST LAP		
1	55 A. LOCATELLI	Yamaha YZF R1 1'31.008
2	1 A. BAUTISTA	Ducati Panigale V4R 1'31.148
3	65 J. REA	Kawasaki ZX-10RR 1'31.260
4	21 M. RINALDI	Ducati Panigale V4R 1'31.543
5	54 T. RAZGATLIOGLU	Yamaha YZF R1 1'31.564
6	87 R. GARDNER	Yamaha YZF R1 1'31.697
7	77 D. AEGERTER	Yamaha YZF R1 1'31.907
8	5 P. OETTL	Ducati Panigale V4R 1'31.950
9	76 L. BAZ	BMW M1000 RR 1'32.293
10	22 A. LOWES	Kawasaki ZX-10RR 1'32.328
11	9 D. PETRUCCI	Ducati Panigale V4R 1'32.382
12	7 I. LECUONA	Honda CBR1000 RR-R 1'32.391
13	60 M. VAN DER MARK	BMW M1000 RR 1'32.466
14	97 X. VIERGE	Honda CBR1000 RR-R 1'32.472
15	31 G. GERLOFF	BMW M1000 RR 1'32.654
16	52 D. KONIG	Kawasaki ZX-10RR 1'32.829
17	66 T. SYKES	Kawasaki ZX-10RR 1'32.880
18	47 A. BASSANI	Ducati Panigale V4R 1'32.900
19	34 L. BALDASSARRI	Yamaha YZF R1 1'32.905
20	45 S. REDDING	BMW M1000 RR 1'33.051
21	35 H. SYHRIN	Honda CBR1000 RR-R 1'34.045
22	51 E. GRANADO	Honda CBR1000 RR-R 1'34.235

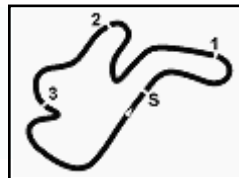
SPEED		
1	97 X. VIERGE	Honda CBR1000 RR-R 321,4
2	7 I. LECUONA	Honda CBR1000 RR-R 318,6
3	31 G. GERLOFF	BMW M1000 RR 318,6
4	76 L. BAZ	BMW M1000 RR 318,6
5	60 M. VAN DER MARK	BMW M1000 RR 317,6
6	9 D. PETRUCCI	Ducati Panigale V4R 317,6
7	1 A. BAUTISTA	Ducati Panigale V4R 316,7
8	45 S. REDDING	BMW M1000 RR 315,8
9	22 A. LOWES	Kawasaki ZX-10RR 315,8
10	54 T. RAZGATLIOGLU	Yamaha YZF R1 314,9
11	21 M. RINALDI	Ducati Panigale V4R 314,9
12	87 R. GARDNER	Yamaha YZF R1 314,0
13	47 A. BASSANI	Ducati Panigale V4R 312,1
14	65 J. REA	Kawasaki ZX-10RR 312,1
15	66 T. SYKES	Kawasaki ZX-10RR 312,1
16	77 D. AEGERTER	Yamaha YZF R1 310,3
17	55 A. LOCATELLI	Yamaha YZF R1 310,3
18	5 P. OETTL	Ducati Panigale V4R 310,3
19	35 H. SYHRIN	Honda CBR1000 RR-R 307,7
20	52 D. KONIG	Kawasaki ZX-10RR 305,1
21	34 L. BALDASSARRI	Yamaha YZF R1 304,2
22	51 E. GRANADO	Honda CBR1000 RR-R 303,4

SEG. 1		SEG. 2		SEG. 3		SEG. 4	
1	65 J. REA 21.613	1	65 J. REA 26.275	1	55 A. LOCATELLI 17.327	1	55 A. LOCATELLI 25.995
2	1 A. BAUTISTA 21.663	2	1 A. BAUTISTA 26.374	2	1 A. BAUTISTA 17.336	2	1 A. BAUTISTA 25.620
3	55 A. LOCATELLI 21.673	3	55 A. LOCATELLI 26.392	3	87 R. GARDNER 17.431	3	21 M. RINALDI 25.641
4	77 D. AEGERTER 21.710	4	54 T. RAZGATLIOGLU 26.442	4	21 M. RINALDI 17.451	4	54 T. RAZGATLIOGLU 25.652
5	21 M. RINALDI 21.744	5	21 M. RINALDI 26.563	5	77 D. AEGERTER 17.461	5	65 J. REA 25.677
6	54 T. RAZGATLIOGLU 21.810	6	87 R. GARDNER 26.580	6	65 J. REA 17.483	6	87 R. GARDNER 25.716
7	5 P. OETTL 21.835	7	5 P. OETTL 26.584	7	5 P. OETTL 17.524	7	5 P. OETTL 25.763
8	87 R. GARDNER 21.908	8	31 G. GERLOFF 26.611	8	54 T. RAZGATLIOGLU 17.525	8	60 M. VAN DER MARK 25.766
9	60 M. VAN DER MARK 21.950	9	9 D. PETRUCCI 26.640	9	22 A. LOWES 17.572	9	7 I. LECUONA 25.799
10	22 A. LOWES 21.956	10	22 A. LOWES 26.665	10	76 L. BAZ 17.572	10	76 L. BAZ 25.857
11	76 L. BAZ 21.966	11	7 I. LECUONA 26.673	11	31 G. GERLOFF 17.575	11	9 D. PETRUCCI 25.866
12	7 I. LECUONA 21.973	12	76 L. BAZ 26.702	12	66 T. SYKES 17.591	12	97 X. VIERGE 25.889
13	97 X. VIERGE 22.069	13	60 M. VAN DER MARK 26.717	13	60 M. VAN DER MARK 17.596	13	47 A. BASSANI 25.898
14	9 D. PETRUCCI 22.073	14	97 X. VIERGE 26.785	14	34 L. BALDASSARRI 17.683	14	77 D. AEGERTER 25.942
15	34 L. BALDASSARRI 22.104	15	77 D. AEGERTER 26.794	15	97 X. VIERGE 17.695	15	31 G. GERLOFF 25.945
16	31 G. GERLOFF 22.108	16	47 A. BASSANI 26.797	16	7 I. LECUONA 17.697	16	22 A. LOWES 25.991
17	47 A. BASSANI 22.177	17	66 T. SYKES 26.801	17	52 D. KONIG 17.697	17	34 L. BALDASSARRI 26.027
18	52 D. KONIG 22.197	18	52 D. KONIG 26.822	18	45 S. REDDING 17.721	18	45 S. REDDING 26.080
19	66 T. SYKES 22.219	19	34 L. BALDASSARRI 26.830	19	9 D. PETRUCCI 17.762	19	66 T. SYKES 26.086
20	45 S. REDDING 22.228	20	45 S. REDDING 26.891	20	47 A. BASSANI 17.772	20	52 D. KONIG 26.087
21	51 E. GRANADO 22.349	21	35 H. SYHRIN 27.179	21	51 E. GRANADO 17.979	21	35 H. SYHRIN 26.261
22	35 H. SYHRIN 22.410	22	51 E. GRANADO 27.223	22	35 H. SYHRIN 18.003	22	51 E. GRANADO 26.410

20/02/2023

These data/results cannot be reproduced, stored and/or transmitted in whole or in part by any manner of electronic, mechanical, photocopying, recording, broadcasting or otherwise now known or herein after developed without the previous express consent by the copyright owner, except for reproduction in daily press and regular printed publications on sale to the public within 60 days of the event related to those data/results and always provided that copyright symbol appears together as follows below.

© DORNA WSBK ORGANIZATION Srl 2023



Phillip Island 4.445 m

DWO Phillip Island Official Test, 20-21 February 2023

Ideal Times Monday Free Practice 1

No. Rider	Nat	Bike	Seg. 1	Seg. 2	Seg. 3	Seg. 4	Ideal Time		
			Diff. 1	Diff. 2	Diff. 3	Diff. 4	Best Lap	Pos.	Diff.
1 55 A. LOCATELLI	ITA	Yamaha YZF R1	21.673 +0.021	26.392	17.327	25.595	1'30.987 1'31.008	1	0.021
2 1 A. BAUTISTA	ESP	Ducati Panigale V4R	21.663 +0.042	26.374 +0.061	17.336 +0.036	25.620 +0.016	1'30.993 1'31.148	2	0.155
3 65 J. REA	GBR	Kawasaki ZX-10RR	21.613 +0.125	26.275	17.483 +0.003	25.677 +0.084	1'31.048 1'31.260	3	0.212
4 21 M. RINALDI	ITA	Ducati Panigale V4R	21.744	26.563	17.451	25.641 +0.144	1'31.399 1'31.543	4	0.144
5 54 T. RAZGATLIOGLU	TUR	Yamaha YZF R1	21.810 +0.072	26.442	17.525 +0.063	25.652	1'31.429 1'31.564	5	0.135
6 87 R. GARDNER	AUS	Yamaha YZF R1	21.908 +0.007	26.580 +0.055	17.431	25.716	1'31.635 1'31.697	6	0.062
7 5 P. OETTL	GER	Ducati Panigale V4R	21.835 +0.077	26.584 +0.071	17.524 +0.093	25.763 +0.003	1'31.706 1'31.950	8	0.244
8 77 D. AEGERTER	SUI	Yamaha YZF R1	21.710	26.794	17.461	25.942	1'31.907 1'31.907	7	
9 60 M. VAN DER MARK	NED	BMW M1000 RR	21.950	26.717	17.596 +0.091	25.766 +0.346	1'32.029 1'32.466	13	0.437
10 76 L. BAZ	FRA	BMW M1000 RR	21.966 +0.130	26.702	17.572 +0.066	25.857	1'32.097 1'32.293	9	0.196
11 7 I. LECUONA	ESP	Honda CBR1000 RR-R	21.973	26.673	17.697	25.799 +0.249	1'32.142 1'32.391	12	0.249
12 22 A. LOWES	GBR	Kawasaki ZX-10RR	21.956 +0.044	26.665 +0.047	17.572 +0.037	25.991 +0.016	1'32.184 1'32.328	10	0.144
13 31 G. GERLOFF	USA	BMW M1000 RR	22.108	26.611 +0.003	17.575 +0.242	25.945 +0.170	1'32.239 1'32.654	15	0.415
14 9 D. PETRUCCI	ITA	Ducati Panigale V4R	22.073	26.640	17.762 +0.009	25.866 +0.032	1'32.341 1'32.382	11	0.041
15 97 X. VIERGE	ESP	Honda CBR1000 RR-R	22.069 +0.034	26.785	17.695	25.889	1'32.438 1'32.472	14	0.034
16 47 A. BASSANI	ITA	Ducati Panigale V4R	22.177 +0.012	26.797 +0.082	17.772 +0.116	25.898 +0.046	1'32.644 1'32.900	18	0.256
17 34 L. BALDASSARRI	ITA	Yamaha YZF R1	22.104	26.830 +0.119	17.683 +0.019	26.027 +0.123	1'32.644 1'32.905	19	0.261
18 66 T. SYKES	GBR	Kawasaki ZX-10RR	22.219 +0.078	26.801 +0.078	17.591 +0.027	26.086	1'32.697 1'32.880	17	0.183
19 52 O. KONIG	CZE	Kawasaki ZX-10RR	22.197 +0.026	26.822	17.697	26.087	1'32.803 1'32.829	16	0.026
20 45 S. REDDING	GBR	BMW M1000 RR	22.228 +0.131	26.891	17.721	26.080	1'32.920 1'33.051	20	0.131
21 35 H. SYHRIN	MAS	Honda CBR1000 RR-R	22.410	27.179 +0.042	18.003 +0.032	26.261 +0.118	1'33.853 1'34.045	21	0.192
22 51 E. GRANADO	BRA	Honda CBR1000 RR-R	22.349	27.223 +0.182	17.979 +0.063	26.410 +0.029	1'33.961 1'34.235	22	0.274
Overall Ideal Time			21.613	26.275	17.327	25.595	1'30.810		

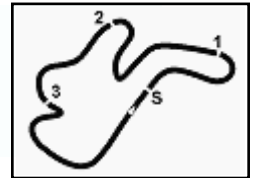
20/02/2023

These data/results cannot be reproduced, stored and/or transmitted in whole or in part by any manner of electronic, mechanical, photocopying, recording, broadcasting or otherwise now known or herein after developed without the previous express consent by the copyright owner, except for reproduction in daily press and regular printed publications on sale to the public within 60 days of the event related to those data/results and always provided that copyright symbol appears together as follows below.

© DORNA WSBK ORGANIZATION Srl 2023

FIGR PERUGIA TIMING





Phillip Island 4.445 m

DWO Phillip Island Official Test, 20-21 February 2023

Chronological Analysis Monday Free Practice 1

2 / 7

4° 21 M. RINALDI [1'31.543]							
Lap	Seg1	Seg2	Seg3	Seg4	Lap Time	km/h	Local Time
1							11:10'13.489
2	38.213	27.885	17.698	25.879	1'49.675P		11:12'03.164
3	22.248	26.740	17.585	25.723	1'32.296	308,6	11:13'35.460
4	23.176	33.781	17.631	25.801	1'40.389	308,6	11:15'15.849
5	21.902	26.644	17.516	25.641	1'31.703	311,2	11:16'47.552
6	22.225	26.879	17.766	25.705	1'32.575	314,0	11:18'20.127
7	21.894	30.554	21.286	6'56.431	8'10.165P	314,9	11:26'30.292
8	33.545	27.269	17.792	25.905	1'44.511P		11:28'14.803
9	22.104	26.692	17.646	25.761	1'32.203	309,5	11:29'47.006
10	21.849	26.729	17.577	25.789	1'31.944	313,0	11:31'18.950
11	21.882	26.614	17.571	25.784	1'31.851	312,1	11:32'50.801
12	21.841	26.583	17.592	25.802	1'31.818C	312,1	11:34'22.619
13	24.280	30.340	20.537	10'06.366	11'21.523P	288,0	11:45'44.142
14	46.999	35.998	18.140	26.433	2'07.570P		11:47'51.712
15	22.136	26.703	17.894	26.119	1'32.852	309,5	11:49'24.564
16	21.954	26.615	17.767	25.846	1'32.182	308,6	11:50'56.746
17	21.951	26.661	17.757	25.967	1'32.336	312,1	11:52'29.082
18	22.658	31.728	19.457	7'47.574	9'01.417P	309,5	12:01'30.499
19	34.327	27.270	17.929	26.047	1'45.573P		12:03'16.072
20	21.744	26.563	17.451	25.785	1'31.543	309,5	12:04'47.615
21	21.824	26.709	17.723	26.232	1'32.488	312,1	12:06'20.103
22	24.526	32.908	17.953	26.120	1'41.507	308,6	12:08'01.610
23	21.901	26.856	19.394	12'31.881	13'40.032P	311,2	12:21'41.642
24	36.105	28.403	18.087	26.394	1'48.989P		12:23'30.631
25	21.957	26.824	17.710	26.045	1'32.536	312,1	12:25'03.167
26	21.903	26.826	17.703	26.101	1'32.533	310,3	12:26'35.700
27	22.009	26.825	17.679	26.070	1'32.583	312,1	12:28'08.283
28	22.030	26.975	17.793	26.189	1'32.987	310,3	12:29'41.270
29	22.122	27.952	17.833	26.112	1'34.019	310,3	12:31'15.289
30	22.022	26.848	17.700	26.138	1'32.708	314,9	12:32'47.997
31	23.784	30.020	19.993	19'45.157	20'58.954P	308,6	12:53'46.951
32	1'54.063	27.179	17.919	26.209	3'05.370P		12:56'52.321
33	21.817	26.686	17.608	25.823	1'31.934	311,2	12:58'24.255
34	21.874	26.776	17.827	26.084	1'32.561	314,0	12:59'56.816
35	22.001	26.811	17.648	26.041	1'32.501	311,2	13:01'29.317
36	22.032	26.859	17.817	26.145	1'32.853	313,0	13:03'02.170
37	22.083	26.789	17.823	26.021	1'32.716	309,5	13:04'34.886
38	22.052	26.868	17.790	26.152	1'32.862	311,2	13:06'07.748
39	21.977	26.831	17.796	26.102	1'32.706	313,0	13:07'40.454
40	22.059	26.983	17.759	26.147	1'32.948	310,3	13:09'13.402
41	22.027	26.754	17.790	26.088	1'32.659	312,1	13:10'46.061

5° 54 T. RAZGATLIOGLU [1'31.564]							
Lap	Seg1	Seg2	Seg3	Seg4	Lap Time	km/h	Local Time
1							11:10'16.275
2	32.804	27.703	18.153	26.256	1'44.916P		11:12'01.191
3	22.566	26.718	17.708	25.915	1'32.907	305,9	11:13'34.098
4	22.284	26.584	18.182	25.999	1'33.049	305,1	11:15'07.147
5	21.926	26.445	17.751	25.809	1'31.931	308,6	11:16'39.078
6	21.924	26.510	17.698	25.734	1'31.866	309,5	11:18'10.944
7	21.926	27.718	19.075	9'32.703	10'41.422P	309,5	11:28'52.366
8	29.897	28.804	20.911	28.051	1'47.663P		11:30'40.029
9	22.195	28.183	17.623	25.699	1'33.700	304,2	11:32'13.729
10	22.016	26.555	17.525	25.712	1'31.808	305,9	11:33'45.537
11	21.888	27.289	18.688	10'32.791	11'40.656P	314,9	11:45'26.193
12	36.048	27.225	17.899	26.061	1'47.233P		11:47'13.426
13	22.110	39.436	18.222	26.087	1'45.855	308,6	11:48'59.281
14	22.024	26.472	17.730	25.905	1'32.131	306,8	11:50'31.412
15	23.156	27.168	18.012	15'46.511	16'54.847P	305,9	12:07'26.259
16	35.875	27.577	18.153	25.950	1'47.555P		12:09'13.814

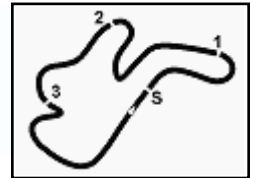
17	21.956	26.492	19.174	26.006	1'33.628	306,8	12:10'47.442
18	24.096	27.983	18.781	6'19.990	7'30.850P	305,9	12:18'18.292
19	35.392	27.474	18.398	26.427	1'47.691P		12:20'05.983
20	22.520	27.600	18.224	26.230	1'34.574	308,6	12:21'40.557
21	22.005	26.653	17.751	25.840	1'32.249	307,7	12:23'12.806
22	22.119	26.966	18.261	26.090	1'33.436	309,5	12:24'46.242
23	22.094	26.782	17.791	25.978	1'32.645	307,7	12:26'18.887
24	22.324	27.262	20.172	11'37.787	12'47.545P	308,6	12:39'06.432
25	35.489	27.459	18.341	26.199	1'47.488P		12:40'53.920
26	22.415	26.948	18.020	26.232	1'33.615	305,1	12:42'27.535
27	22.274	26.735	17.789	26.033	1'32.831	304,2	12:44'00.366
28	23.928	35.533	18.040	25.995	1'43.496C	305,1	12:45'43.862
29	22.116	26.679	17.803	25.891	1'32.489	306,8	12:47'16.351
30	24.430	28.419	18.518	11'27.820	12'39.187P	309,5	12:59'55.538
31	32.472	27.643	18.205	25.998	1'44.318P		13:01'39.856
32	21.882	26.442	17.588	25.652	1'31.564	309,5	13:03'11.420
33	23.593	27.162	18.565	26.395	1'35.715	311,2	13:04'47.135

6° 87 R. GARDNER [1'31.697]							
Lap	Seg1	Seg2	Seg3	Seg4	Lap Time	km/h	Local Time
1							11:10'14.971
2	35.114	28.103	18.670	26.320	1'48.207P		11:12'03.178
3	22.788	27.342	18.009	26.025	1'34.164	295,1	11:13'37.342
4	22.342	27.039	17.922	25.901	1'33.204	309,5	11:15'10.546
5	22.199	27.104	17.761	25.881	1'32.945	311,2	11:16'43.491
6	22.307	27.059	17.692	25.940	1'32.998	314,0	11:18'16.489
7	22.340	31.556	21.633	10'01.347	11'16.876P	310,3	11:29'33.365
8	38.358	27.883	18.494	31.605	1'56.340P		11:31'29.705
9	22.320	27.114	17.809	26.221	1'33.464	308,6	11:33'03.169
10	22.222	26.882	18.064	7'27.470	8'34.638P	306,8	11:41'37.807
11	39.215	29.329	26.328	29.279	2'04.151P		11:43'41.958
12	22.601	27.188	17.976	26.012	1'33.777	305,1	11:45'15.735
13	22.260	26.976	17.870	26.029	1'33.135	305,9	11:46'48.870
14	22.374	26.976	17.677	26.104	1'33.131	310,3	11:48'22.001
15	22.163	26.994	17.617	26.361	1'33.135	305,9	11:49'55.136
16	22.240	26.958	17.732	25.999	1'32.929	305,9	11:51'28.065
17	22.300	31.269	24.674	6'21.709	7'39.952P	308,6	11:59'08.017
18	39.582	28.286	18.307	26.673	1'52.848P		12:01'00.865
19	22.432	27.666	18.235	6'45.281	7'53.614P	303,4	12:08'54.479
20	37.898	29.621	20.407	26.194	1'54.120P		12:10'48.599
21	21.983	26.812	17.664	25.925	1'32.384	307,7	12:12'20.983
22	22.059	26.770	17.631	26.014	1'32.474	303,4	12:13'53.457
23	26.364	31.059	18.744	28.482	1'44.649	304,2	12:15'38.106
24	21.988	28.612	20.386	26.494	1'37.480	307,7	12:17'15.586
25	22.172	26.785	17.668	26.209	1'32.834	304,2	12:18'48.420
26	22.244	29.911	19.606	11'18.951	12'30.712P	303,4	12:31'19.132
27	38.117	28.666	18.531	26.514	1'51.828P		12:33'10.960
28	22.525	27.050	17.865	26.254	1'33.694	303,4	12:34'44.654
29	22.520	30.180	18.391	26.815	1'37.906	303,4	12:36'22.560
30	22.271	26.936	17.696	26.070	1'32.973	302,5	12:37'55.533
31	22.210	26.907	17.840	26.175	1'33.132	303,4	12:39'28.665
32	25.868	30.672	17.980	6'56.583	8'11.103P	304,2	12:47'39.768
33	37.212	32.127	19.540	26.590	1'55.469CP		12:49'35.237
34	22.082	27.555	17.868	26.287	1'33.792	308,6	12:51'09.029
35	22.091	26.984	17.732	26.010	1'32.817	305,9	12:52'41.846
36	22.091	26.793	17.741	6'35.464	7'42.089P	307,7	13:00'23.935
37	39.975	30.320	18.779	26.232	1'55.306P		13:02'19.241
38	21.915	26.635	17.431	25.716	1'31.697	304,2	13:03'50.938
39	21.938	26.580	17.805	28.450	1'34.773	304,2	13:05'25.711
40	25.100	28.008	18.061	26.798	1'37.967	298,3	13:07'03.678
41	21.908	26.766	17.737	25.991	1'32.402	305,1	13:08'36.080
42	21.994	26.790	17.592	26.238	1'32.614	306,8	13:10'08.694

20/02/2023 P = Pits In/Dut - C = Lap Time Cancelled

These data/results cannot be reproduced, stored and/or transmitted in whole or in part by any manner of electronic, mechanical, photocopying, recording, broadcasting or otherwise now known or herein after developed without the previous express consent by the copyright owner, except for reproduction in daily press and regular printed publications on sale to the public within 60 days of the event related to those data/results and always provided that copyright symbol appears together as follows below.

© DORNA WSBK ORGANIZATION Srl 2023



DWO Phillip Island Official Test, 20-21 February 2023

Chronological Analysis Monday Free Practice 1

7° 77 D. AEGERTER [1'31.907]						
Lap	Seg1	Seg2	Seg3	Seg4	Lap Time	Local Time
1						11:10'52.434
2	39.025	29.544	19.063	27.349	1'54.981P	11:12'47.415
3	23.602	27.869	18.338	26.546	1'36.355	299,2 11:14'23.770
4	22.642	27.399	18.038	26.226	1'34.305	305,9 11:15'58.075
5	22.304	27.052	17.914	26.240	1'33.510	309,5 11:17'31.585
6	22.139	27.012	17.858	8'57.432	10'04.441P	310,3 11:27'36.026
7	38.011	28.320	18.113	26.543	1'50.987P	11:29'27.013
8	22.108	27.123	17.810	26.181	1'33.222	305,1 11:31'00.235
9	22.097	27.151	17.821	26.123	1'33.192	308,6 11:32'33.427
10	22.012	27.018	17.737	25.990	1'32.757	307,7 11:34'06.184
11	22.304	29.199	18.891	12'25.761	13'36.155P	308,6 11:47'42.339
12	37.715	28.204	18.213	26.465	1'50.597P	11:49'32.936
13	22.309	27.214	17.851	26.161	1'33.535	304,2 11:51'06.471
14	22.140	27.133	17.872	26.209	1'33.354	305,1 11:52'39.825
15	22.221	27.058	17.799	26.240	1'33.318	304,2 11:54'13.143
16	22.104	26.933	17.960	26.258	1'33.255	304,2 11:55'46.398
17	22.079	27.025	17.782	26.241	1'33.127	303,4 11:57'19.525
18	22.095	27.036	17.848	26.164	1'33.143	301,7 11:58'52.668
19	22.248	27.104	17.790	26.255	1'33.397	305,9 12:00'26.065
20	23.509	27.761	18.827	14'00.328	15'10.425P	303,4 12:15'36.490
21	37.385	30.547	18.680	26.775	1'53.387P	12:17'29.877
22	22.588	27.172	17.745	26.312	1'33.817	302,5 12:19'03.694
23	22.109	27.011	17.688	26.091	1'32.899	299,2 12:20'36.593
24	21.916	26.870	17.734	26.173	1'32.693	305,1 12:22'09.286
25	22.103	26.872	17.730	26.092	1'32.797	303,4 12:23'42.083
26	22.155	26.854	17.746	26.167	1'32.922	305,1 12:25'15.005
27	21.870	26.879	17.648	26.073	1'32.470	301,7 12:26'47.475
28	21.871	26.974	17.674	26.191	1'32.710	303,4 12:28'20.185
29	21.967	26.932	17.748	26.019	1'32.666	300,8 12:29'52.851
30	22.876	29.790	18.997	15'44.972	16'56.635P	305,1 12:46'49.486
31	35.760	30.708	18.306	26.609	1'51.383CP	12:48'40.869
32	22.159	27.000	17.823	26.331	1'33.313C	299,2 12:50'14.182
33	22.263	27.006	18.009	26.370	1'33.648	300,8 12:51'47.830
34	22.160	26.900	17.732	26.148	1'32.940	300,8 12:53'20.770
35	22.300	29.146	18.060	5'15.679	6'25.185P	302,5 12:59'45.955
36	38.365	31.962	18.031	26.097	1'54.455P	13:01'40.410
37	21.710	26.794	17.461	25.942	1'31.907	309,5 13:03'12.317
38	21.847	26.846	17.585	26.090	1'32.368	306,8 13:04'44.685
39	21.846	26.932	17.724	26.223	1'32.725	305,1 13:06'17.410
40	22.147	26.878	17.771	26.246	1'33.042	300,8 13:07'50.452
41	22.052	26.999	17.755	26.441	1'33.247	303,4 13:09'23.699
42	21.933	27.093	17.801	26.310	1'33.137	303,4 13:10'56.836

17	27.423	27.264	17.764	15'43.407	16'55.858P	306,8	12:07'57.873
18	38.674	26.802	17.524	25.935	1'48.935P		12:09'46.808
19	21.885	26.189	17.597	25.904	1'33.575	306,8	12:11'20.383
20	21.835	29.436	17.636	25.914	1'34.821	306,8	12:12'55.204
21	21.912	26.655	17.617	25.766	1'31.950	308,6	12:14'27.154
22	22.227	26.843	17.736	26.065	1'32.871	309,5	12:16'00.025
23	22.182	26.838	17.830	26.191	1'33.041	305,1	12:17'33.066
24	22.299	27.478	18.213	29'09.031	30'17.021P	305,9	12:47'50.087
25	33.258	27.277	17.722	25.821	1'44.078P		12:49'34.165
26	21.994	26.712	17.671	25.783	1'32.160	308,6	12:51'06.325
27	22.002	26.748	17.663	25.763	1'32.176	309,5	12:52'38.501
28	22.059	26.827	17.642	25.793	1'32.321	310,3	12:54'10.822
29	22.012	26.678	17.702	25.837	1'32.229	306,8	12:55'43.051
30	22.071	26.651	17.603	25.995	1'32.320	307,7	12:57'15.371
31	21.975	26.662	17.696	25.907	1'32.240	310,3	12:58'47.611
32	23.927	28.940	19.097	9'04.558	10'16.522P	308,6	13:09'04.133
33	37.334	28.015	17.986	26.338	1'49.673P		13:10'53.806

9° 76 L. BAZ [1'32.293]							
Lap	Seg1	Seg2	Seg3	Seg4	Lap Time	Local Time	
1						11:10'58.382	
2	35.386	28.444	18.668	28.312	1'50.810P	11:12'49.192	
3	23.388	27.251	18.004	26.070	1'34.713	285,0 11:14'23.905	
4	22.693	26.940	17.842	26.027	1'33.502	308,6	11:15'57.407
5	22.464	26.831	17.812	25.996	1'33.103	318,6	11:17'30.510
6	22.356	26.946	18.004	14'51.454	15'58.760P	312,1	11:33'29.270
7	36.383	28.471	18.706	4'48.629	6'12.189P		11:39'41.459
8	34.479	27.968	18.083	26.899	1'47.429P		11:41'28.888
9	22.429	26.951	17.806	25.925	1'33.111	307,7	11:43'01.999
10	22.222	26.740	17.786	26.029	1'32.777	309,5	11:44'34.776
11	22.248	26.726	17.753	25.971	1'32.698	307,7	11:46'07.474
12	22.222	31.245	19.976	15'47.071	17'00.514P	308,6	12:03'07.988
13	34.488	28.189	18.180	28.443	1'49.300P		12:04'57.288
14	22.088	26.918	17.717	25.864	1'32.587	311,2	12:06'29.875
15	22.103	26.822	17.572	25.915	1'32.412	311,2	12:08'02.287
16	22.026	26.862	18.440	27.538	1'34.866	312,1	12:09'37.153
17	22.113	26.805	17.702	26.090	1'32.710	307,7	12:11'09.863
18	22.194	26.894	17.850	26.328	1'33.266	307,7	12:12'43.129
19	22.146	27.012	19.238	22'22.547	23'30.943P	306,8	12:36'14.072
20	33.688	27.595	18.206	26.550	1'46.039P		12:38'00.111
21	22.410	27.180	17.910	27.522	1'35.022	306,8	12:39'35.133
22	22.360	27.107	17.983	26.416	1'33.866	306,8	12:41'08.999
23	22.468	27.022	17.966	26.297	1'33.753	305,9	12:42'42.752
24	22.461	30.053	19.795	9'23.557	10'35.866P	305,9	12:53'18.618
25	35.340	28.456	18.125	26.317	1'48.238P		12:55'06.856
26	22.096	26.702	17.638	25.857	1'32.293	305,9	12:56'39.149
27	21.980	26.720	17.638	26.019	1'32.357	309,5	12:58'11.506
28	22.108	30.244	19.065	27.234	1'38.651	307,7	12:59'50.157
29	21.966	26.784	17.667	26.159	1'32.576	308,6	13:01'22.733
30	22.042	26.723	17.666	26.004	1'32.435	306,8	13:02'55.168
31	22.098	26.728	17.640	26.161	1'32.627	312,1	13:04'27.795
32	24.397	31.152	21.656	2'55.265	4'12.470P	307,7	13:08'40.265
33	49.486	32.116	22.363	35.656	2'19.621P		13:10'59.886

8° 5 P. OETTL [1'31.950]						
Lap	Seg1	Seg2	Seg3	Seg4	Lap Time	Local Time
1						11:10'29.355
2	33.435	27.859	18.248	26.588	1'46.130P	11:12'15.485
3	22.866	27.329	17.877	25.933	1'34.005	304,2 11:13'49.490
4	22.261	26.805	17.744	25.945	1'32.755	306,8 11:15'22.245
5	22.070	26.839	17.766	25.998	1'32.673	307,7 11:16'54.918
6	22.045	26.584	17.622	25.801	1'32.052	308,6 11:18'26.970
7	24.788	31.446	20.106	8'25.259	9'41.599P	305,1 11:28'08.569
8	36.826	27.207	17.750	26.027	1'47.810P	11:29'56.379
9	22.035	26.725	17.641	25.941	1'32.342	305,9 11:31'28.721
10	22.034	26.675	17.691	25.945	1'32.345	305,9 11:33'01.066
11	22.064	26.743	17.679	8'58.003	10'04.489P	307,7 11:43'05.555
12	33.794	27.295	17.743	26.072	1'44.904P	11:44'50.459
13	22.049	26.862	17.692	26.087	1'32.690	306,8 11:46'23.149
14	22.165	26.762	17.943	26.044	1'32.914	304,2 11:47'56.063
15	22.148	26.856	17.802	26.046	1'32.852	305,9 11:49'28.915
16	22.108	26.855	17.915	26.222	1'33.100	306,8 11:51'02.015

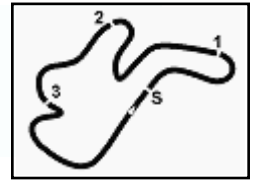
10° 22 A. LOWES [1'32.328]						
Lap	Seg1	Seg2	Seg3	Seg4	Lap Time	Local Time
1						11:11'02.848
2	38.040	28.658	18.521	26.949	1'52.168P	11:12'55.016
3	22.742	27.284	17.871	26.173	1'34.070	305,9 11:14'29.086
4	22.321	26.904	17.810	26.206	1'33.241	309,5 11:16'02.327
5	22.000	26.838	17.607	26.063	1'32.508	310,3 11:17'34.835
6	22.097	26.733	17.846	10'24.183	11'30.859P	312,1 11:29'05.694
7	39.775	38.415	18.706	26.503	2'03.399P	11:31'09.093

20/02/2023

P = Pits In/Out - C = Lap Time Cancelled

These data/results cannot be reproduced, stored and/or transmitted in whole or in part by any manner of electronic, mechanical, photocopying, recording, broadcasting or otherwise now known or herein after developed without the previous express consent by the copyright owner, except for reproduction in daily press and regular printed publications on sale to the public within 60 days of the event related to those data/results and always provided that copyright symbol appears together as follows below.

© DORNA WSBK ORGANIZATION Srl 2023



Phillip Island 4.445 m

DWO Phillip Island Official Test, 20-21 February 2023

Chronological Analysis Monday Free Practice 1

8	22.097	26.921	17.650	26.088	1'32.756	311,2	11:32'41.849
9	22.013	26.828	17.927	26.266	1'33.034	311,2	11:34'14.883
10	22.796	28.595	18.687	11'43.171	12'53.249P	314,0	11:47'08.132
11	37.732	30.567	18.890	26.773	1'53.962P		11:49'02.094
12	22.266	26.791	17.725	26.267	1'33.049	309,5	11:50'35.143
13	23.915	26.756	17.572	26.136	1'34.379	310,3	11:52'09.522
14	21.959	26.772	17.734	26.079	1'32.544	313,0	11:53'42.066
15	21.956	26.665	17.668	26.243	1'32.532	312,1	11:55'14.598
16	22.042	27.715	19.161	20'52.633	22'01.551P	309,5	12:17'16.149
17	43.060	28.800	18.043	26.285	1'56.188P		12:19'12.337
18	22.079	26.752	17.718	26.255	1'32.804	307,7	12:20'45.141
19	22.025	26.737	17.688	26.189	1'32.639	308,6	12:22'17.780
20	21.999	26.731	17.752	26.229	1'32.711	309,5	12:23'50.491
21	21.966	26.739	17.663	26.227	1'32.595	309,5	12:25'23.086
22	23.904	29.508	18.499	24'57.035	26'08.946P	306,8	12:51'32.032
23	39.375	27.308	17.771	26.266	1'50.720P		12:53'22.752
24	22.094	26.713	17.703	26.268	1'32.778	308,6	12:54'55.530
25	22.171	26.927	17.794	26.262	1'33.154	306,8	12:56'28.684
26	22.073	26.906	17.787	26.356	1'33.122	307,7	12:58'01.806
27	22.096	26.820	17.765	26.386	1'33.067	306,8	12:59'34.873
28	22.065	26.898	17.732	26.259	1'32.954	305,9	13:01'07.827
29	22.011	26.830	17.789	26.274	1'32.904	306,8	13:02'40.731
30	22.255	26.685	17.620	25.991	1'32.551	309,5	13:04'13.282
31	22.000	26.712	17.609	26.007	1'32.328	315,8	13:05'45.610
32	27.108	33.032	19.543	1'09.036	2'28.719P	314,0	13:08'14.329
33	36.269	28.382	18.319	27.232	1'50.202P		13:10'04.531

12°		7 I. LECUONA [1'32.391]					
Lap	Seg1	Seg2	Seg3	Seg4	Lap Time	km/h	Local Time
1							11:10'09.406
2	34.549	29.514	19.281	27.135	1'50.479P		11:11'59.885
3	23.312	27.688	18.242	26.283	1'35.525	272,0	11:13'35.410
4	22.839	27.165	18.015	25.984	1'34.003	288,8	11:15'09.413
5	22.125	26.969	18.129	26.452	1'33.675	318,6	11:16'43.088
6	22.186	27.066	17.892	25.799	1'32.943	314,0	11:18'16.031
7	22.240	29.852	19.391	7'23.773	8'35.256P	312,1	11:26'51.287
8	34.689	27.645	18.370	26.319	1'47.023P		11:28'38.310
9	22.243	27.068	17.984	26.008	1'33.303	307,7	11:30'11.613
10	22.173	27.099	17.996	25.971	1'33.239	309,5	11:31'44.852
11	22.484	27.174	17.910	27.379	1'34.947	310,3	11:33'19.799
12	22.242	26.950	18.221	20'00.514	21'07.927P	311,2	11:54'27.726
13	35.871	27.967	18.410	26.447	1'48.695P		11:56'16.421
14	22.216	27.096	17.880	26.189	1'33.381	310,3	11:57'49.802
15	22.190	26.919	17.825	26.110	1'33.044	309,5	11:59'22.846
16	22.092	27.063	17.852	26.085	1'33.092	308,6	12:00'55.938
17	22.137	27.017	17.825	26.135	1'33.114	306,8	12:02'29.052
18	22.279	28.302	18.633	17'30.152	18'39.366P	309,5	12:12'08.418
19	37.281	28.567	18.411	26.550	1'50.809P		12:22'59.227
20	22.217	27.178	17.936	26.151	1'33.482	309,5	12:24'32.709
21	22.161	27.083	17.995	26.205	1'33.444	310,3	12:26'06.153
22	22.213	26.987	17.934	26.214	1'33.348	308,6	12:27'39.501
23	22.366	27.111	17.898	26.237	1'33.612	309,5	12:29'13.113
24	22.752	31.164	18.672	8'22.937	9'35.525P	307,7	12:38'48.638
25	35.359	27.911	18.244	26.279	1'47.793P		12:40'36.431
26	21.973	26.673	17.697	26.048	1'32.391	308,6	12:42'08.822
27	22.286	26.804	17.794	26.000	1'32.884	305,1	12:43'41.706
28	22.021	26.788	17.844	26.041	1'32.694	307,7	12:45'14.400
29	22.139	26.943	17.777	26.010	1'32.869	309,5	12:46'47.269
30	22.291	27.218	17.751	26.105	1'33.365C	310,3	12:48'20.634
31	22.073	26.912	17.747	25.985	1'32.717C	309,5	12:49'53.351
32	22.010	26.883	17.729	26.003	1'32.625	307,7	12:51'25.976
33	22.100	26.823	17.725	26.069	1'32.717	311,2	12:52'58.693
34	22.101	26.807	17.764	26.021	1'32.693	308,6	12:54'31.386
35	23.920	29.291	18.242	8'56.471	10'07.924P	307,7	13:04'39.310
36	37.968	28.050	18.234	26.538	1'50.790P		13:06'30.100
37	22.262	27.235	17.812	26.107	1'33.416	307,7	13:08'03.516
38	22.062	27.004	17.797	26.084	1'32.947	308,6	13:09'36.463
39	22.116	27.170	17.833	26.131	1'33.250	309,5	13:11'09.713

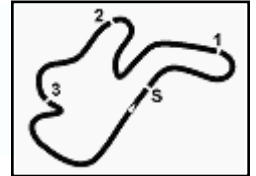
11°		9 D. PETRUCCI [1'32.382]					
Lap	Seg1	Seg2	Seg3	Seg4	Lap Time	km/h	Local Time
1							11:10'11.246
2	36.077	28.536	18.452	27.065	1'50.130P		11:12'01.376
3	22.694	27.180	18.193	25.993	1'34.060	305,9	11:13'35.436
4	22.286	26.733	18.023	26.169	1'33.211	307,7	11:15'08.647
5	22.475	27.132	18.257	26.559	1'34.423	313,0	11:16'43.070
6	22.558	26.986	18.112	25.866	1'33.522	307,7	11:18'16.592
7	22.419	32.886	21.519	8'09.934	9'26.758P	313,0	11:27'43.350
8	36.329	27.406	18.357	26.119	1'48.211P		11:29'31.561
9	22.427	26.866	17.877	25.935	1'33.105	310,3	11:31'04.666
10	22.286	27.216	18.233	26.274	1'34.009	313,0	11:32'38.675
11	22.157	26.758	17.953	26.032	1'32.900	314,9	11:34'11.575
12	25.110	33.790	22.762	16'53.871	18'15.533P	314,0	11:52'27.108
13	35.844	27.168	17.991	25.991	1'46.994P		11:54'14.102
14	22.144	26.773	17.885	25.968	1'32.770	309,5	11:55'46.872
15	22.160	26.886	17.956	26.016	1'33.018	311,2	11:57'19.890
16	22.149	26.828	17.981	26.017	1'32.975	312,1	11:58'52.865
17	22.288	27.431	18.133	26.127	1'33.979	315,8	12:00'26.844
18	22.227	26.799	17.907	26.139	1'33.072	311,2	12:01'59.916
19	24.211	31.190	19.850	14'41.556	15'56.807P	305,9	12:17'56.723
20	40.723	27.250	18.233	26.616	1'52.822P		12:19'49.545
21	22.184	26.664	17.816	25.923	1'32.587	306,8	12:21'22.132
22	22.379	28.137	18.708	26.398	1'35.622	307,7	12:22'57.754
23	22.099	26.756	17.786	26.159	1'32.800	308,6	12:24'30.554
24	25.069	28.329	27.413	27.887	1'48.698	308,6	12:26'19.252
25	22.171	27.305	20.751	18'39.797	19'50.024P	317,6	12:46'09.276
26	35.314	28.532	18.752	27.229	1'49.827P		12:47'59.103
27	22.531	26.926	17.823	25.924	1'33.204C	304,2	12:49'32.307
28	22.073	26.640	17.771	25.898	1'32.382	311,2	12:51'04.689
29	22.075	26.702	17.783	25.981	1'32.541	313,0	12:52'37.230
30	22.571	31.376	17.983	9'28.486	10'40.416P	314,9	13:03'17.646
31	35.962	27.601	18.500	26.285	1'48.348P		13:05'05.994
32	22.189	26.772	17.762	25.946	1'32.669	309,5	13:06'38.663
33	22.201	27.866	18.801	26.377	1'35.245	312,1	13:08'13.908
34	22.237	26.810	17.856	26.028	1'32.931	308,6	13:09'46.839
35	22.348	29.140	19.705	26.798	1'37.991	308,6	13:11'24.830

13°		60 M. VAN DER MARK [1'32.466]					
Lap	Seg1	Seg2	Seg3	Seg4	Lap Time	km/h	Local Time
1							11:15'51.537
2	35.732	28.809	18.218	25.969	1'48.728P		11:17'40.265
3	22.488	26.719	17.997	7'29.770	8'36.974P	305,9	11:26'17.239
4	32.426	27.107	17.944	26.068	1'43.545P		11:28'00.784
5	22.353	26.720	17.909	25.916	1'32.898	309,5	11:29'33.682
6	22.016	26.867	17.775	26.055	1'32.713	314,9	11:31'06.395
7	22.178	26.831	17.919	26.047	1'32.975	317,6	11:32'39.370
8	22.097	27.060	17.785	26.022	1'32.964	314,9	11:34'12.334
9	22.783	28.438	18.260	11'51.786	13'01.267P	317,6	11:47'13.601
10	33.617	27.252	17.887	27.081	1'45.837P		11:48'59.438
11	22.146	26.766	17.698	26.042	1'32.652	312,1	11:50'32.090
12	22.268	27.688	17.945	26.175	1'34.076	311,2	11:52'06.166
13	22.091	27.106	17.797	26.191	1'33.185	311,2	11:53'39.351
14	22.119	26.901	17.765	26.187	1'32.972	311,2	11:55'12.323
15	22.163	34.509	18.080	32'32.979	33'47.731P	310,3	12:29'00.054
16	38.661	27.223	17.940	26.187	1'50.011P		12:30'50.065
17	22.198	26.932	17.795	26.028	1'32.953	313,0	12:32'23.018
18	22.018	26.931	17.902	26.209	1'33.060	312,1	12:33'56.078

20/02/2023 P = Pits In/Out - C = Lap Time Cancelled

These data/results cannot be reproduced, stored and/or transmitted in whole or in part by any manner of electronic, mechanical, photocopying, recording, broadcasting or otherwise now known or herein after developed without the previous express consent by the copyright owner, except for reproduction in daily press and regular printed publications on sale to the public within 60 days of the event related to those data/results and always provided that copyright symbol appears together as follows below.

© DORNA WSBK ORGANIZATION Srl 2023



Phillip Island 4.445 m

DWO Phillip Island Official Test, 20-21 February 2023

Chronological Analysis Monday Free Practice 1

5 / 7

19	22.097	26.882	17.801	28.988	1'35.768	314,9	12:35'31.846	21	22.378	27.317	17.929	26.338	1'33.962	312,1	12:16'00.921
20	22.229	26.984	17.883	26.313	1'33.409	313,0	12:37'05.255	22	22.288	27.117	18.045	26.588	1'34.038	315,8	12:17'34.959
21	22.131	27.121	17.981	6'22.472	7'29.705P	313,0	12:44'34.960	23	22.645	27.220	18.317	12'15.281	13'23.463P	307,7	12:30'58.422
22	33.369	26.752	17.907	25.766	1'43.794P		12:46'18.754	24	34.849	27.510	18.241	26.482	1'47.082P		12:32'45.504
23	21.959	32.921	18.477	27.027	1'40.384	314,0	12:47'59.138	25	22.108	26.614	17.817	26.115	1'32.654	314,9	12:34'18.158
24	21.983	26.776	17.596	26.096	1'32.451C	314,9	12:49'31.589	26	22.188	27.016	17.651	25.945	1'32.800	315,8	12:35'50.958
25	21.950	26.717	17.687	26.112	1'32.466	307,7	12:51'04.055	27	22.242	27.116	17.705	26.028	1'33.091	314,9	12:37'24.049
26	21.982	26.774	17.703	26.210	1'32.669	309,5	12:52'36.724	28	22.211	26.692	17.780	26.144	1'32.827	316,7	12:38'56.876
27	24.002	27.060	17.657	26.050	1'34.769	310,3	12:54'11.493	29	22.139	26.755	17.716	26.168	1'32.778	316,7	12:40'29.654
28	22.066	26.757	17.752	13'29.516	14'36.091P	312,1	13:08'47.584	30	26.171	32.240	18.489	12'07.510	13'24.410P	314,0	12:53'54.064
29	36.406	26.980	17.682	26.329	1'47.397P		13:10'34.981	31	33.662	27.527	18.164	26.450	1'45.803P		12:55'39.867

14° 97 X. VIERGE (1'32.472)

Lap	Seg1	Seg2	Seg3	Seg4	Lap Time	km/h	Local Time
1							11:10'47.770
2	39.944	28.643	18.337	26.574	1'53.498P		11:12'41.268
3	22.953	27.392	18.010	26.327	1'34.682	303,4	11:14'15.950
4	22.565	26.993	17.984	26.197	1'33.739	313,0	11:15'49.689
5	22.746	27.282	17.891	9'25.774	10'33.693P	316,7	11:26'23.382
6	33.575	27.941	18.242	26.389	1'46.147P		11:28'09.529
7	22.149	27.074	18.063	26.094	1'33.380	311,2	11:29'42.909
8	22.278	26.982	17.815	26.188	1'33.263	313,0	11:31'16.172
9	22.874	28.333	20.705	8'02.443	9'14.355P	314,9	11:40'30.527
10	41.504	27.889	18.077	26.492	1'53.962P		11:42'24.489
11	22.333	27.024	17.827	26.062	1'33.246	312,1	11:43'57.735
12	22.319	26.926	17.787	26.121	1'33.153	314,9	11:45'30.888
13	22.274	26.923	17.795	26.349	1'33.341	313,0	11:47'04.229
14	22.530	32.829	18.550	26.435	1'40.344	313,0	11:48'44.573
15	22.416	26.952	17.906	26.188	1'33.462	313,0	11:50'18.035
16	22.225	27.032	17.783	26.143	1'33.183	313,0	11:51'51.218
17	24.891	30.813	20.719	25'08.827	26'25.250P	314,0	12:18'16.468
18	36.601	27.536	17.996	26.368	1'48.501P		12:20'04.969
19	22.218	27.120	17.886	26.114	1'33.338	313,0	12:21'38.307
20	22.257	26.964	17.872	26.071	1'33.164	314,0	12:23'11.471
21	22.228	28.807	18.099	26.233	1'35.367	314,9	12:24'46.838
22	22.102	27.094	17.860	26.005	1'33.061	318,6	12:26'19.899
23	22.159	27.604	18.705	13'56.666	15'05.134P	321,4	12:41'25.033
24	35.846	27.785	17.925	26.027	1'47.583P		12:43'12.616
25	22.103	26.785	17.695	25.889	1'32.472	312,1	12:44'45.088
26	22.069	26.805	17.749	25.921	1'32.544	313,0	12:46'17.632

16° 52 D. KONIG (1'32.829)

Lap	Seg1	Seg2	Seg3	Seg4	Lap Time	km/h	Local Time
1							11:13'11.438
2	40.323	29.078	19.023	27.526	1'55.950P		11:15'07.388
3	23.169	27.583	18.212	27.119	1'36.083	299,2	11:16'43.471
4	22.918	27.540	17.928	26.305	1'34.691	305,1	11:18'18.162
5	22.560	31.454	20.590	19'58.858	21'13.462P	301,7	11:39'31.624
6	35.119	30.467	20.128	27.312	1'53.026P		11:41'24.650
7	23.030	31.412	17.987	28.206	1'40.635	299,2	11:43'05.285
8	22.383	27.355	17.814	26.791	1'34.343	300,8	11:44'39.628
9	22.458	27.190	17.866	26.549	1'34.063	299,2	11:46'13.691
10	22.384	27.184	18.013	26.476	1'34.057	299,2	11:47'47.748
11	22.471	27.243	17.885	26.517	1'34.116	299,2	11:49'21.864
12	22.379	27.174	17.957	26.438	1'33.948	299,2	11:50'55.812
13	25.725	28.784	18.298	23'23.447	24'36.254P	298,3	12:15'32.066
14	38.329	31.080	18.493	35.615	2'03.517P		12:17'35.583
15	22.534	30.282	18.009	26.320	1'37.145	300,8	12:19'12.728
16	22.283	27.003	17.824	26.164	1'33.274	302,5	12:20'46.002
17	22.397	27.153	18.169	18'42.082	19'49.801P	301,7	12:40'35.803
18	41.325	29.842	18.606	27.182	1'56.955P		12:42'32.758
19	22.968	27.647	19.235	27.094	1'36.944	291,9	12:44'09.702
20	22.563	28.128	17.881	26.564	1'35.136	297,5	12:45'44.838
21	22.407	27.184	19.620	26.711	1'35.922	299,2	12:47'20.760
22	22.369	27.253	17.892	26.595	1'34.109C	300,0	12:48'54.869
23	22.411	27.173	17.981	26.658	1'34.223	295,1	12:50'29.092
24	25.219	30.125	18.380	8'34.161	9'47.885P	300,0	13:00'16.977
25	47.308	30.922	18.341	26.440	2'03.011P		13:02'19.988
26	22.223	26.822	17.697	26.087	1'32.829	300,0	13:03'52.817
27	22.207	26.886	18.259	31.216	1'38.568	298,3	13:05'31.385
28	22.197	30.792	20.845	26.670	1'40.504	297,5	13:07'11.889
29	22.244	26.899	17.883	26.283	1'33.309	300,8	13:08'45.198
30	22.333	31.680	17.866	26.405	1'38.284	298,3	13:10'23.482

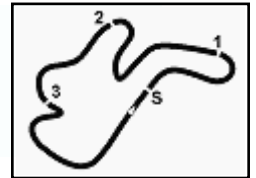
17° 66 T. SYKES (1'32.880)

Lap	Seg1	Seg2	Seg3	Seg4	Lap Time	km/h	Local Time
1							11:27'30.717
2	36.537	31.539	18.497	31.899	1'58.472P		11:29'29.189
3	23.032	27.349	17.936	26.489	1'34.806	288,8	11:31'03.995
4	22.709	27.239	20.150	29.411	1'39.509	304,2	11:32'43.504
5	22.400	27.077	17.804	26.390	1'33.671	303,4	11:34'17.175
6	24.426	28.878	19.250	16'12.721	17'25.275P	268,7	11:51'42.450
7	40.202	28.720	18.244	27.653	1'54.819P		11:53'37.269
8	22.432	27.067	17.846	26.377	1'33.722	300,0	11:55'10.991
9	26.158	30.024	20.558	27.112	1'43.852	300,0	11:56'54.843

20/02/2023 P = Pits In/Out - C = Lap Time Cancelled

These data/results cannot be reproduced, stored and/or transmitted in whole or in part by any manner of electronic, mechanical, photocopying, recording, broadcasting or otherwise now known or herein after developed without the previous express consent by the copyright owner, except for reproduction in daily press and regular printed publications on sale to the public within 60 days of the event related to those data/results and always provided that copyright symbol appears together as follows below.

© DORNA WSBK ORGANIZATION Srl 2023



Phillip Island 4.445 m

DWO Phillip Island Official Test, 20-21 February 2023
Chronological Analysis Monday Free Practice 1

6 / 7

10	22.256	26.933	17.808	26.275	1'33.272	300,8	11:58'28.115	2	35.722	28.960	18.692	27.084	1'50.458P		11:12'34.298
11	24.508	30.774	19.415	12'58.635	14'13.332P	296,7	12:12'41.447	3	23.238	27.740	18.627	26.427	1'36.032	292,7	11:14'10.330
12	37.605	32.805	18.537	27.480	1'56.427P		12:14'37.874	4	22.500	27.203	18.043	26.577	1'34.323	299,2	11:15'44.653
13	22.542	27.778	18.062	26.497	1'34.879	301,7	12:16'12.753	5	22.561	27.038	17.928	26.243	1'33.770	299,2	11:17'18.423
14	22.644	27.310	18.054	26.592	1'34.600	299,2	12:17'47.353	6	22.817	29.699	21.032	11'48.501	13'02.049P	299,2	11:30'20.472
15	24.129	29.409	19.990	13'44.372	14'57.900P	300,0	12:32'45.253	7	35.462	29.784	18.928	54.367	2'18.541P		11:32'39.013
16	36.580	28.125	17.963	26.400	1'49.068P		12:34'34.321	8	35.275	27.664	18.158	26.582	1'47.679CP		11:34'26.692
17	22.297	26.879	17.618	26.086	1'32.880	299,2	12:36'07.201	9	24.211	29.166	18.760	7'48.244	9'00.381P	268,7	11:43'27.073
18	22.376	27.000	17.624	26.219	1'33.219	299,2	12:37'40.420	10	33.103	28.214	18.209	26.643	1'46.169P		11:45'13.242
19	23.610	29.270	18.646	21'50.889	23'02.415P	295,1	13:00'42.835	11	22.423	26.994	17.933	26.371	1'33.721	296,7	11:46'46.963
20	35.385	28.526	24.498	30.076	1'58.485P		13:02'41.320	12	22.404	27.003	17.828	26.294	1'33.529	297,5	11:48'20.492
21	22.289	26.867	17.591	26.256	1'33.003	312,1	13:04'14.323	13	22.365	26.991	17.858	26.290	1'33.504	301,7	11:49'53.996
22	22.938	27.373	17.857	26.261	1'34.429	300,8	13:05'48.752	14	22.341	26.980	17.862	26.509	1'33.692	300,0	11:51'27.688
23	22.219	26.958	17.768	26.242	1'33.187	300,8	13:07'21.939	15	22.578	27.161	21.384	25'34.875	26'45.998P	297,5	12:18'13.686
24	24.565	28.981	18.774	26.340	1'38.660	299,2	13:09'00.959	16	34.098	28.141	18.505	26.655	1'47.399P		12:20'01.085
25	22.253	26.801	17.666	26.187	1'32.907	302,5	13:10'33.506	17	22.453	27.137	17.959	26.328	1'33.877	298,3	12:21'34.962

18° 47 A. BASSANI (1'32.900)

Lap	Seg1	Seg2	Seg3	Seg4	Lap Time	km/h	Local Time
1							11:10'22.726
2	36.277	28.984	19.269	28.564	1'53.094P		11:12'15.820
3	23.333	27.791	18.390	3'45.990	4'55.504P	279,1	11:17'11.324
4	36.349	27.691	18.180	7'27.214	8'49.434P		11:26'00.758
5	33.766	27.649	18.280	26.276	1'45.971P		11:27'46.729
6	22.736	26.995	17.950	26.334	1'34.015	304,2	11:29'20.744
7	22.451	30.213	18.860	26.188	1'37.712	301,7	11:30'58.456
8	22.422	27.094	17.913	26.076	1'33.505	307,7	11:32'31.961
9	22.370	27.005	18.012	26.103	1'33.490	306,8	11:34'05.451
10	23.274	29.337	18.923	8'41.241	9'52.775P	306,8	11:43'58.226
11	35.001	28.110	18.567	26.527	1'48.205P		11:45'46.431
12	22.607	26.998	17.947	26.049	1'33.601	304,2	11:47'20.032
13	22.389	26.924	17.944	26.001	1'33.258	305,1	11:48'53.290
14	22.303	27.361	17.954	25.950	1'33.568	305,9	11:50'26.858
15	22.321	26.899	17.870	26.020	1'33.110	304,2	11:51'59.968
16	22.189	26.879	17.888	25.944	1'32.900	305,9	11:53'32.868
17	22.246	26.974	17.869	26.005	1'33.094	306,8	11:55'05.962
18	23.952	29.621	19.385	20'36.865	21'49.823P	305,9	12:16'55.785
19	37.833	32.638	19.368	27.130	1'56.969P		12:18'52.754
20	23.061	28.032	18.472	26.641	1'36.206	299,2	12:20'28.960
21	22.654	27.475	18.094	5'51.276	6'59.499P	300,0	12:27'28.459
22	35.885	27.385	18.039	26.039	1'47.348P		12:29'15.807
23	22.177	26.897	17.876	26.060	1'33.010	308,6	12:30'48.817
24	22.286	26.797	17.772	26.085	1'32.940	305,1	12:32'21.757
25	22.232	26.836	17.818	26.072	1'32.958	308,6	12:33'54.715
26	22.316	29.375	18.369	26.672	1'36.732	305,9	12:35'31.447
27	22.393	26.825	17.987	26.133	1'33.338	305,1	12:37'04.785
28	22.297	26.928	17.881	26.066	1'33.172	305,9	12:38'37.957
29	22.243	26.875	17.930	26.056	1'33.104	308,6	12:40'11.061
30	22.234	29.283	18.249	26.342	1'36.108	306,8	12:41'47.169
31	24.062	28.496	19.256	13'37.505	14'49.319P	306,8	12:56'36.488
32	33.581	28.163	18.441	28.007	1'48.192P		12:58'24.680
33	22.245	26.979	17.835	26.120	1'33.179	312,1	12:59'57.859
34	22.266	26.995	17.810	25.898	1'32.969	310,3	13:01'30.828
35	22.240	26.902	17.807	26.067	1'33.016	312,1	13:03'03.844
36	22.259	27.118	17.852	26.074	1'33.303	309,5	13:04'37.147
37	22.344	26.929	17.881	25.953	1'33.107	306,8	13:06'10.254
38	22.315	26.979	17.907	26.246	1'33.447	311,2	13:07'43.701
39	22.296	27.098	18.005	26.114	1'33.513	307,7	13:09'17.214
40	22.380	26.987	18.002	26.218	1'33.587	307,7	13:10'50.801

20° 45 S. REDDING (1'33.051)

Lap	Seg1	Seg2	Seg3	Seg4	Lap Time	km/h	Local Time
1							11:15'41.717
2	39.806	30.197	18.595	26.890	1'55.488P		11:17'37.205
3	23.043	28.347	20.104	7'16.194	8'27.688P	304,2	11:26'04.893
4	32.248	27.825	18.387	26.380	1'44.840P		11:27'49.733
5	22.710	27.206	17.915	26.313	1'34.144	310,3	11:29'23.877
6	22.496	27.176	17.904	26.364	1'33.940	311,2	11:30'57.817
7	22.573	28.032	17.955	9'49.016	10'57.576P	312,1	11:41'55.393
8	32.960	27.884	18.362	26.614	1'45.820P		11:43'41.213
9	22.625	28.989	18.125	26.618	1'36.357	307,7	11:45'17.570
10	22.464	27.275	22.209	13'05.458	14'17.406P	308,6	11:59'34.976
11	35.143	27.856	18.247	26.656	1'47.902P		12:01'22.878
12	22.475	27.167	17.955	26.398	1'33.995	309,5	12:02'56.873
13	22.382	27.169	17.920	26.344	1'33.815	311,2	12:04'30.688
14	22.403	27.173	17.966	26.387	1'33.929	310,3	12:06'04.617
15	22.424	27.173	17.963	26.450	1'34.010	309,5	12:07'38.627
16	23.792	27.490	18.214	26.206	1'35.702	309,5	12:09'14.329
17	22.248	27.079	18.133	26.183	1'33.643	311,2	12:10'47.972
18	22.277	30.658	18.221	13'49.646	15'00.802P	313,0	12:25'48.774
19	34.080	28.689	18.776	30.124	1'51.669P		12:27'40.443
20	22.481	27.253	17.900	26.448	1'34.082	310,3	12:29'14.525
21	22.537	33.572	18.537	26.627	1'41.273	311,2	12:30'55.798
22	22.516	27.190	17.956	26.353	1'34.015	310,3	12:32'29.813
23	24.567	29.696	18.828	7'58.325	9'11.416P	311,2	12:41'41.229
24	32.372	28.314	18.583	26.646	1'45.915P		12:43'27.144
25	22.359	26.891	17.721	26.080	1'33.051	310,3	12:45'00.195
26	22.241	26.992	17.722	26.263	1'33.218	310,3	12:46'33.413

19° 34 L. BALDASSARRI (1'32.905)

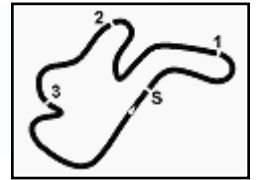
Lap	Seg1	Seg2	Seg3	Seg4	Lap Time	km/h	Local Time
1							11:10'43.840

20/02/2023 P = Pits In/Out - C = Lap Time Cancelled

These data/results cannot be reproduced, stored and/or transmitted in whole or in part by any manner of electronic, mechanical, photocopying, recording, broadcasting or otherwise now known or herein after developed without the previous express consent by the copyright owner, except for reproduction in daily press and regular printed publications on sale to the public within 60 days of the event related to those data/results and always provided that copyright symbol appears together as follows below.

© DORNA WSBK ORGANIZATION Srl 2023





Phillip Island 4.445 m

DWO Phillip Island Official Test, 20-21 February 2023

Chronological Analysis Monday Free Practice 1

7 / 7

27	22.392	29.626	19.190	5'34.811	6'46.019P	307,7	12:53'19.432	15	22.745	27.409	18.189	26.760	1'35.103	296,7	11:59'41.616
28	34.734	28.499	18.161	26.311	1'47.705P		12:55'07.137	16	22.832	41.314	20.441	27.122	1'51.709C	295,9	12:01'33.325
29	22.303	26.991	17.779	26.246	1'33.319	314,0	12:56'40.456	17	22.701	27.583	18.186	26.700	1'35.170	296,7	12:03'08.495
30	22.371	27.159	17.915	26.347	1'33.792	310,3	12:58'14.248	18	22.534	27.223	18.241	26.561	1'34.559	297,5	12:04'43.054
31	22.545	31.728	19.942	29.914	1'44.129	309,5	12:59'58.377	19	22.653	33.527	19.334	19'08.689	20'24.203P	299,2	12:25'07.257
32	22.237	26.991	17.763	26.124	1'33.115	315,8	13:01'31.492	20	41.770	28.251	18.444	26.797	1'55.262P		12:27'02.519
33	22.228	37.773	19.204	4'57.480	6'16.685P	314,9	13:07'48.177	21	22.740	27.491	18.189	26.733	1'35.153	295,9	12:28'37.672
34	31.375	27.775	18.181	26.649	1'43.980P		13:09'32.157	22	22.797	27.557	18.203	26.597	1'35.154	292,7	12:30'12.826
35	22.407	27.020	17.953	26.359	1'33.739	307,7	13:11'05.896	23	23.656	30.554	18.446	26.652	1'39.308	300,0	12:31'52.134

21° 35 H. SYAHRIN [1'34.045]

Lap	Seg.1	Seg.2	Seg.3	Seg.4	Lap Time	km/h	Local Time
1							11:13'42.964
2	42.655	32.140	19.715	27.332	2'01.842P		11:15'44.806
3	23.677	28.169	18.221	26.681	1'36.748	279,8	11:17'21.554
4	23.403	27.793	18.371	8'59.561	10'09.128P	288,0	11:27'30.682
5	39.672	30.228	18.531	28.315	1'56.746P		11:29'27.428
6	22.846	27.776	18.372	26.623	1'35.617	303,4	11:31'03.045
7	22.975	27.634	18.397	26.443	1'35.449	298,3	11:32'38.494
8	22.831	27.622	18.183	26.413	1'35.049	300,0	11:34'13.543
9	23.912	33.551	22.046	7'49.284	9'08.793P	303,4	11:43'22.336
10	36.823	29.751	18.368	26.511	1'51.453P		11:45'13.789
11	22.840	27.372	18.194	26.439	1'34.845	301,7	11:46'48.634
12	22.800	27.600	18.163	26.372	1'34.935	303,4	11:48'23.569
13	22.701	27.418	18.158	26.481	1'34.758	305,1	11:49'58.327
14	22.674	27.479	18.306	26.479	1'34.938	303,4	11:51'33.265
15	24.597	29.585	19.517	22'26.206	23'39.905P	292,7	12:15'13.170
16	37.799	32.481	19.258	26.933	1'56.471P		12:17'09.641
17	22.861	27.507	18.155	26.434	1'34.957	295,9	12:18'44.598
18	22.621	27.425	18.171	26.339	1'34.556	299,2	12:20'19.154
19	22.435	27.404	18.003	26.261	1'34.103	301,7	12:21'53.257
20	22.525	27.342	18.061	26.297	1'34.225	302,5	12:23'27.482
21	25.804	29.603	19.268	18'51.994	20'06.669P	299,2	12:43'34.151
22	38.544	30.092	18.778	26.773	1'54.187P		12:45'28.338
23	22.811	27.577	18.172	26.432	1'34.992	298,3	12:47'03.330
24	22.764	30.149	18.505	26.454	1'37.872	298,3	12:48'41.202
25	22.429	27.366	18.060	26.344	1'34.199	307,7	12:50'15.401
26	22.572	32.861	20.360	5'36.815	6'52.608P	304,2	12:57'08.009
27	37.537	29.619	18.409	26.569	1'52.134P		12:59'00.143
28	22.520	27.179	18.116	26.415	1'34.230	296,7	13:00'34.373
29	22.466	27.361	18.034	26.318	1'34.179	301,7	13:02'08.552
30	22.513	27.313	18.013	26.299	1'34.138	301,7	13:03'42.690
31	24.018	33.318	20.653	32.202	1'50.191	300,8	13:05'32.881
32	22.570	30.544	20.144	26.428	1'39.686	303,4	13:07'12.567
33	22.410	27.221	18.035	26.379	1'34.045	307,7	13:08'46.612
34	22.529	27.371	18.115	26.431	1'34.446	303,4	13:10'21.058

22° 51 E. GRANADO [1'34.235]

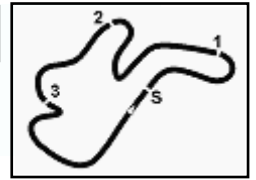
Lap	Seg.1	Seg.2	Seg.3	Seg.4	Lap Time	km/h	Local Time
1							11:14'45.939
2	54.839	33.022	20.053	28.398	2'16.312P		11:17'02.251
3	24.057	28.952	18.965	26.885	1'38.859C	272,7	11:18'41.110
4	24.238	29.026	20.077	8'33.847	9'47.188P	290,3	11:28'28.298
5	45.915	29.684	18.763	27.099	2'01.461P		11:30'29.759
6	23.379	27.724	18.540	26.932	1'36.575	295,9	11:32'06.334
7	22.853	27.615	18.385	26.653	1'35.506	296,7	11:33'41.840
8	22.952	27.692	18.871	8'42.962	9'52.477P	298,3	11:43'34.317
9	43.293	34.583	18.519	26.911	2'03.306P		11:45'37.623
10	27.906	36.335	20.105	4'23.194	5'47.540P	266,7	11:51'25.163
11	40.693	28.514	18.762	26.889	1'54.858P		11:53'20.021
12	22.920	27.695	18.367	26.754	1'35.736	296,7	11:54'55.757
13	22.808	27.708	18.339	26.575	1'35.430	295,9	11:56'31.187
14	22.875	27.574	18.187	26.690	1'35.326	298,3	11:58'06.513

20/02/2023 P = Pits In/Out - C = Lap Time Cancelled

These data/results cannot be reproduced, stored and/or transmitted in whole or in part by any manner of electronic, mechanical, photocopying, recording, broadcasting or otherwise now known or herein after developed without the previous express consent by the copyright owner, except for reproduction in daily press and regular printed publications on sale to the public within 60 days of the event related to those data/results and always provided that copyright symbol appears together as follows below.

© DORNA WSBK ORGANIZATION Srl 2023





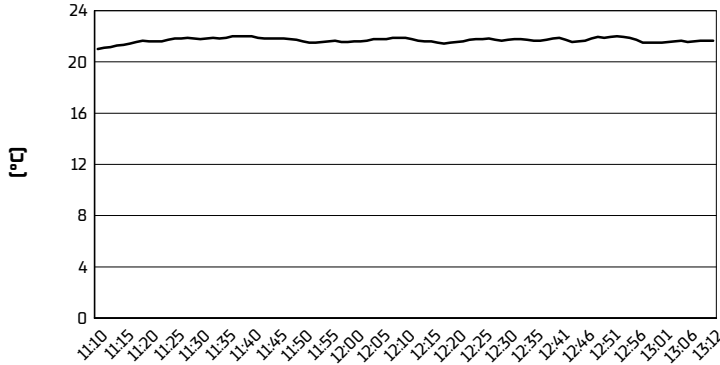
Phillip Island 4.445 m

DWO Phillip Island Official Test, 20-21 February 2023

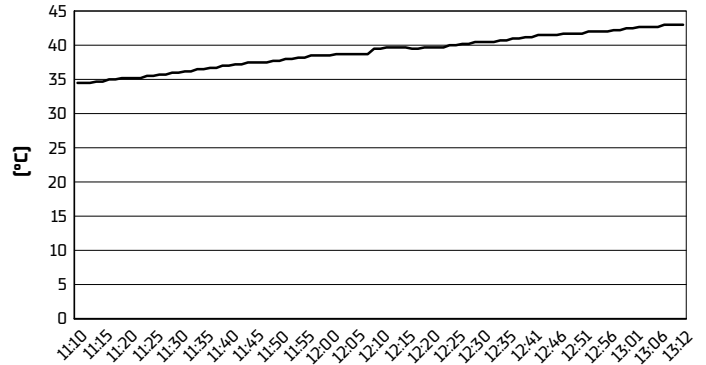
Weather Report Monday Free Practice 1

Session started 11:10 - Session ended 13:12


Air Temperature



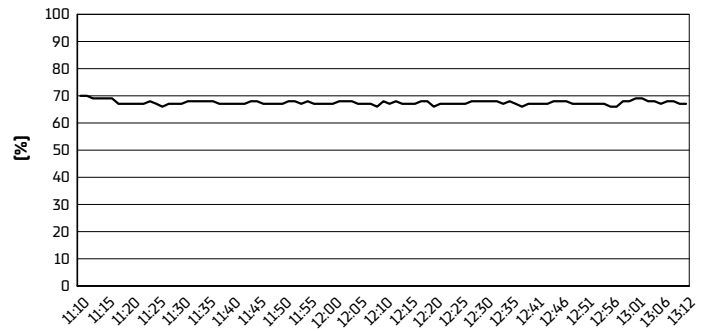
Track Temperature



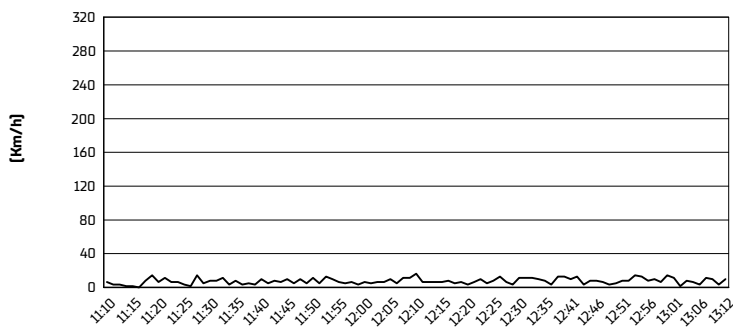
Air Pressure



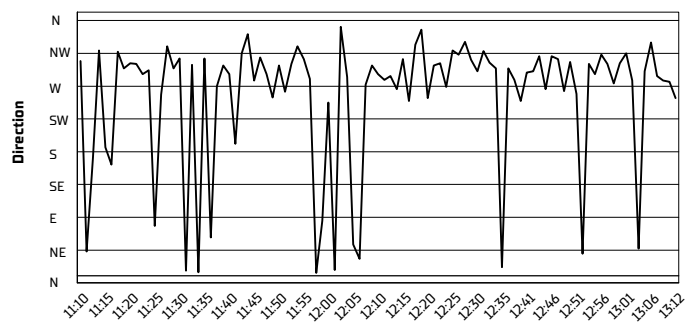
Humidity



Wind Speed



Wind Direction



20/02/2023

These data/results cannot be reproduced, stored and/or transmitted in whole or in part by any manner of electronic, mechanical, photocopying, recording, broadcasting or otherwise now known or herein after developed without the previous express consent by the copyright owner, except for reproduction in daily press and regular printed publications on sale to the public within 60 days of the event related to those data/results and always provided that copyright symbol appears together as follows below.

© DORNA WSBK ORGANIZATION Srl 2023