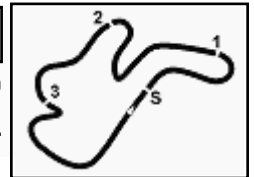


Phillip Island 4.445 m

DWO Phillip Island Official Test, 20–21 February 2023
Biographical Entry List

No.	Rider (Abbreviation)	Age	Date of Birth	Place of Birth	Nat	Bike Team	Wins 2023	Podiums 2023	Pole 2023	Races 2023	Tyres
1	3 DE ROSA Raffaele [DeR]	35	25/03/1987	Napoli	ITA	Ducati Panigale V2 Orelac Racing Verdnatura	1	19		114	Pirelli
2	4 TRUELOVE Harry [Tru]	26	30/09/1996	Lincolnshire	GBR	Triumph Street Triple RS 765 Dynavolt Triumph				2	
3	7 NORRODIN Adam [Nor]	24	13/06/1998	Malesia	MAS	Honda CBR600RR MIE-MS Racing Honda Team					Pirelli
4	9 NAVARRO Jorge [Nav]	27	03/02/1996	La Puebla de Valbona	ESP	Yamaha YZF R6 Ten Kate Racing Yamaha					Pirelli
5	11 BULEGA Nicolo [Bul]	23	16/10/1999	Montecchio Emilia	ITA	Ducati Panigale V2 Aruba Racing WorldSSP Team		9		24	Pirelli
6	17 MCPHEE John [McP]	28	14/07/1994	Oban	GBR	Kawasaki ZX-6R Vince64 by Puccetti Racing					Pirelli
7	19 MANTOVANI Andrea [Mat]	28	30/09/1994	Ferrara	ITA	Yamaha YZF R6 Evan Bros. WorldSSP Yamaha Team					Pirelli
8	23 SCHROETTER Marcel [Sch]	30	02/01/1993	Landsberg am Lech	GER	MV Agusta F3 800 RR MV Agusta Reparto Corse				2	
9	24 WONGTHANANON Apiwath [Won]	29	02/02/1994	Chon Buri	THA	Yamaha YZF R6 Yamaha Thailand Racing Team					Pirelli
10	28 VAN STRAALLEN Glenn [vSt]	22	30/09/2000	Hoogkarspel	NED	Yamaha YZF R6 EAB Racing Team		2		53	Pirelli
11	29 SPINELLI Nicholas [Spi]	21	11/06/2001	Atri	ITA	Yamaha YZF R6 VFT Racing Yamaha				2	Pirelli
12	32 BAYLISS Oliver [Bay]	19	20/09/2003	Monaco	AUS	Ducati Panigale V2 D34G Racing				24	Pirelli
13	51 SARMOON Anupab [Sar]	19	07/08/2003	Chiang	THA	Yamaha YZF R6 Yamaha Thailand Racing Team					Pirelli
14	54 SOFUOGLU Bahattin [Sof]	19	19/08/2003	Adapazari	TUR	MV Agusta F3 800 RR MV Agusta Reparto Corse				17	
15	55 MONTELLA Yari [Mon]	23	05/01/2000	Oliveto Citra	ITA	Ducati Panigale V2 Barni Spark Racing Team	1	1		26	Pirelli
16	61 ONCU Can [Onc]	19	26/07/2003	Alanya	TUR	Kawasaki ZX-6R Kawasaki Puccetti Racing		11		62	Pirelli
17	62 MANZI Stefano [Man]	23	29/03/1999	Rimini	ITA	Yamaha YZF R6 Ten Kate Racing Yamaha	1	5		25	Pirelli
18	64 CARICASULO Federico [Car]	26	06/04/1996	Ravenna	ITA	Ducati Panigale V2 Althea Racing Team	6	27	11	93	Pirelli
19	66 TUULI Niki [Tuu]	27	26/11/1995	Myrskylä	FIN	Triumph Street Triple RS 765 Dynavolt Triumph	2	9	2	61	
20	94 DEBISE Valentin [Deb]	31	12/02/1992	Albi	FRA	Yamaha YZF R6 GMT94 Yamaha				24	Pirelli
21	95 MACKENZIE Tarran [Mac]	27	29/10/1995	Stirling	GBR	Honda CBR600RR MIE-MS Racing Honda Team					Pirelli
22	99 HUERTAS Adrian [Hue]	19	21/08/2003	Madrid	ESP	Kawasaki ZX-6R MTM Kawasaki				23	Pirelli



DWO Phillip Island Official Test, 20-21 February 2023
Results Monday Free Practice 1

No.	Rider	Nat	Team	Bike	Time	Gap	Rel.	Laps	Speed	
									Avg	Max
1	11 N. BULEGA	ITA	Aruba Racing WorldSSP Team	Ducati Panigale V2	1'33.564			32	171,027	274,1
2	62 S. MANZI	ITA	Ten Kate Racing Yamaha	Yamaha YZF R6	1'33.907	0.343	0.343	28	170,403	268,7
3	55 Y. MONTELLA	ITA	Barni Spark Racing Team	Ducati Panigale V2	1'34.345	0.781	0.438	30	169,612	272,7
4	3 R. DE ROSA	ITA	Orelac Racing Verdunatura	Ducati Panigale V2	1'34.473	0.909	0.128	25	169,382	270,0
5	66 N. TUULI	FIN	Dynavolt Triumph	Triumph Street Triple RS 765	1'34.792	1.228	0.319	26	168,812	268,7
6	64 F. CARICASULO	ITA	Althea Racing Team	Ducati Panigale V2	1'34.802	1.238	0.010	11	168,794	271,4
7	32 O. BAYLISS	AUS	D34G Racing	Ducati Panigale V2	1'34.989	1.425	0.187	22	168,462	266,0
8	19 A. MANTOVANI	ITA	Evan Bros. WorldSSP Yamaha Team	Yamaha YZF R6	1'35.096	1.532	0.107	27	168,272	267,3
9	99 A. HUERTAS	ESP	MTM Kawasaki	Kawasaki ZX-6R	1'35.420	1.856	0.324	15	167,701	273,4
10	61 C. ONCU	TUR	Kawasaki Puccetti Racing	Kawasaki ZX-6R	1'35.536	1.972	0.116	8	167,497	272,0
11	94 V. DEBISE	FRA	GMT94 Yamaha	Yamaha YZF R6	1'35.745	2.181	0.209	33	167,131	266,7
12	9 J. NAVARRO	ESP	Ten Kate Racing Yamaha	Yamaha YZF R6	1'36.070	2.506	0.325	27	166,566	264,7
13	29 N. SPINELLI	ITA	VFT Racing Yamaha	Yamaha YZF R6	1'36.084	2.520	0.014	26	166,542	266,7
14	28 G. VAN STRAALEN	NED	EAB Racing Team	Yamaha YZF R6	1'36.223	2.659	0.139	30	166,301	271,4
15	23 M. SCHROETTER	GER	MV Agusta Reparto Corse	MV Agusta F3 800 RR	1'36.253	2.689	0.030	24	166,249	272,0
16	54 B. SOFUOGLU	TUR	MV Agusta Reparto Corse	MV Agusta F3 800 RR	1'36.370	2.806	0.117	32	166,048	270,7
17	24 A. WONGTHANANON	THA	Yamaha Thailand Racing Team	Yamaha YZF R6	1'36.614	3.050	0.244	27	165,628	265,4
18	51 A. SARMOON	THA	Yamaha Thailand Racing Team	Yamaha YZF R6	1'36.705	3.141	0.091	27	165,472	265,4
19	7 A. NORRODIN	MAS	MIE-MS Racing Honda Team	Honda CBR600RR	1'38.868	5.304	2.163	14	161,852	255,9
20	95 T. MACKENZIE	GBR	MIE-MS Racing Honda Team	Honda CBR600RR	1'38.939	5.375	0.071	13	161,736	254,1
21	4 H. TRUELOVE	GBR	Dynavolt Triumph	Triumph Street Triple RS 765	1'42.029	8.465	3.090	11	156,838	264,1
22	17 J. MCPHEE	GBR	Vince64 by Puccetti Racing	Kawasaki ZX-6R				1		

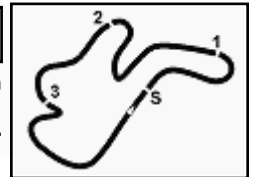
AIR	Humidity:	71%	Temp:	20°C
TRACK	Condition:	Dry	Temp:	28°C

Records	Pole	(SP)	2020 A.Locatelli	1'32.176	173,600	Km/h
	Race	(RC)	2018 S.Cortese	1'33.072	171,930	Km/h
	All Times	(SP)	2020 A.Locatelli	1'32.176	173,600	Km/h

Start 09:10 End 11:01 The results are provisional until the end of the time limit for protests and appeals and the completion of the technical checks.

These data/results cannot be reproduced, stored and/or transmitted in whole or in part by any manner of electronic, mechanical, photocopying, recording, broadcasting or otherwise now known or herein after developed without the previous express consent by the copyright owner, except for reproduction in daily press and regular printed publications on sale to the public within 60 days of the event related to those data/results and always provided that copyright symbol appears together as follows below.

© DORNA WSBK ORGANIZATION Srl 2023



DWO Phillip Island Official Test, 20-21 February 2023
Results Monday Free Practice 1

Session Highlights

Local Time	No. Rider	Description
09.10.00		Start
09.14.35		N4 and 66 swapped transponders. Don't change them now
09.30.27	95 T. MACKENZIE	Check Transponder
09.31.06	95 T. MACKENZIE	BLACK FLAG - Transponder Not Working
09.34.12	99 A. HUERTAS	Check Transponder
09.36.09	54 B. SOFUOGLU	Racelink NDT working
09.36.50	66 N. TUULI	Check Racelink GPS and RF antennas
09.41.00	32 O. BAYLISS	Lap Cancelled [1'49.372] - Exceeded Track Limits - Turn 4
09.48.23		RED FLAG
09.48.41	61 C. ONCU	Technical Problem - Pit Exit
09.49.00	4 H. TRUELOVE	Crashed - Turn 2
09.49.01	64 F. CARICASULO	Crashed - Turn 2
09.53.40	4 H. TRUELOVE	Medical Centre
09.53.41	64 F. CARICASULO	Medical Centre
10.14.00		RED FLAG
10.18.33	19 A. MANTOVANI	Racelink NDT working
10.25.22	61 C. ONCU	Technical Problem - Turn 2
10.28.42	9 J. NAVARRO	Lap Cancelled [1'48.166] - Exceeded Track Limits - Turn 4
10.50.17	9 J. NAVARRO	Lap Cancelled [1'49.242] - Exceeded Track Limits - Turn 4
10.51.00	55 Y. MONTELLA	Check Racelink GPS
10.51.06	66 N. TUULI	Check Racelink GPS
10.55.26	95 T. MACKENZIE	Technical Problem - Re-Joined - Turn 7
10.55.37	32 O. BAYLISS	Lap Cancelled [1'47.131] - Exceeded Track Limits - Turn 4
11.01.40		End Of Session

Fastest Laps Sequence

No.	Rider	Nat	Team	Bike	Local Time	Time	Gap	Avg
4	H. TRUELOVE	GBR	Dynavolt Triumph	Triumph Street Triple RS 765	09:16'32.329	1'53.074		141,518
29	N. SPINELLI	ITA	VFT Racing Yamaha	Yamaha YZF R6	09:17'20.628	1'41.127	-11.947	158,237
61	C. ONCU	TUR	Kawasaki Puccetti Racing	Kawasaki ZX-6R	09:17'35.001	1'41.074	-0.053	158,320
64	F. CARICASULO	ITA	Althea Racing Team	Ducati Panigale V2	09:17'36.510	1'40.598	-0.476	159,069
61	C. ONCU	TUR	Kawasaki Puccetti Racing	Kawasaki ZX-6R	09:19'12.611	1'37.610	-2.988	163,938
61	C. ONCU	TUR	Kawasaki Puccetti Racing	Kawasaki ZX-6R	09:20'49.360	1'36.749	-0.861	165,397
64	F. CARICASULO	ITA	Althea Racing Team	Ducati Panigale V2	09:20'52.819	1'36.739	-0.010	165,414
61	C. ONCU	TUR	Kawasaki Puccetti Racing	Kawasaki ZX-6R	09:22'25.560	1'36.200	-0.539	166,341
61	C. ONCU	TUR	Kawasaki Puccetti Racing	Kawasaki ZX-6R	09:24'01.096	1'35.536	-0.664	167,497
62	S. MANZI	ITA	Ten Kate Racing Yamaha	Yamaha YZF R6	09:30'12.829	1'35.394	-0.142	167,746
62	S. MANZI	ITA	Ten Kate Racing Yamaha	Yamaha YZF R6	09:33'24.441	1'35.329	-0.065	167,861
62	S. MANZI	ITA	Ten Kate Racing Yamaha	Yamaha YZF R6	09:34'59.707	1'35.266	-0.063	167,972
11	N. BULEGA	ITA	Aruba Racing WorldSSP Team	Ducati Panigale V2	09:35'26.298	1'35.023	-0.243	168,401
62	S. MANZI	ITA	Ten Kate Racing Yamaha	Yamaha YZF R6	09:36'34.384	1'34.677	-0.346	169,017
11	N. BULEGA	ITA	Aruba Racing WorldSSP Team	Ducati Panigale V2	09:38'36.156	1'34.347	-0.330	169,608
11	N. BULEGA	ITA	Aruba Racing WorldSSP Team	Ducati Panigale V2	10:51'34.141	1'33.564	-0.783	171,027

Start 09:10 End 11:01 The results are provisional until the end of the time limit for protests and appeals and the completion of the technical checks.

These data/results cannot be reproduced, stored and/or transmitted in whole or in part by any manner of electronic, mechanical, photocopying, recording, broadcasting or otherwise now known or herein after developed without the previous express consent by the copyright owner, except for reproduction in daily press and regular printed publications on sale to the public within 60 days of the event related to those data/results and always provided that copyright symbol appears together as follows below.

© DORNA WSBK ORGANIZATION Srl 2023

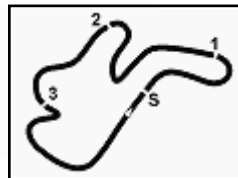
DWO Phillip Island Official Test, 20-21 February 2023
Best Sectors & Speed Monday Free Practice 1

BEST LAP		
1	11 N. BULEGA	Ducati Panigale V2 1'33.564
2	62 S. MANZI	Yamaha YZF R6 1'33.907
3	55 Y. MONTELLA	Ducati Panigale V2 1'34.345
4	3 R. DE ROSA	Ducati Panigale V2 1'34.473
5	66 N. TUULI	Triumph Street Triple RS 765 1'34.792
6	64 F. CARICASULO	Ducati Panigale V2 1'34.802
7	32 D. BAYLISS	Ducati Panigale V2 1'34.989
8	19 A. MANTOVANI	Yamaha YZF R6 1'35.096
9	99 A. HUERTAS	Kawasaki ZX-6R 1'35.420
10	61 C. ONCU	Kawasaki ZX-6R 1'35.536
11	94 V. DEBISE	Yamaha YZF R6 1'35.745
12	9 J. NAVARRO	Yamaha YZF R6 1'36.070
13	29 N. SPINELLI	Yamaha YZF R6 1'36.084
14	28 G. VAN STRAALEN	Yamaha YZF R6 1'36.223
15	23 M. SCHROETTER	MV Agusta F3 800 RR 1'36.253
16	54 B. SOFUOGLU	MV Agusta F3 800 RR 1'36.370
17	24 A. WONGTHANANON	Yamaha YZF R6 1'36.614
18	51 A. SARMOON	Yamaha YZF R6 1'36.705
19	7 A. NORRODIN	Honda CBR600RR 1'38.868
20	95 T. MACKENZIE	Honda CBR600RR 1'38.939
21	4 H. TRUELOVE	Triumph Street Triple RS 765 1'42.029
22	17 J. MCPHEE	Kawasaki ZX-6R

SPEED		
1	11 N. BULEGA	Ducati Panigale V2 274,1
2	99 A. HUERTAS	Kawasaki ZX-6R 273,4
3	55 Y. MONTELLA	Ducati Panigale V2 272,7
4	61 C. ONCU	Kawasaki ZX-6R 272,0
5	23 M. SCHROETTER	MV Agusta F3 800 RR 272,0
6	64 F. CARICASULO	Ducati Panigale V2 271,4
7	28 G. VAN STRAALEN	Yamaha YZF R6 271,4
8	54 B. SOFUOGLU	MV Agusta F3 800 RR 270,7
9	3 R. DE ROSA	Ducati Panigale V2 270,0
10	66 N. TUULI	Triumph Street Triple RS 765 268,7
11	62 S. MANZI	Yamaha YZF R6 268,7
12	19 A. MANTOVANI	Yamaha YZF R6 267,3
13	94 V. DEBISE	Yamaha YZF R6 266,7
14	29 N. SPINELLI	Yamaha YZF R6 266,7
15	32 D. BAYLISS	Ducati Panigale V2 266,0
16	51 A. SARMOON	Yamaha YZF R6 265,4
17	24 A. WONGTHANANON	Yamaha YZF R6 265,4
18	9 J. NAVARRO	Yamaha YZF R6 264,7
19	4 H. TRUELOVE	Triumph Street Triple RS 765 264,1
20	7 A. NORRODIN	Honda CBR600RR 255,9
21	95 T. MACKENZIE	Honda CBR600RR 254,1

SEG. 1			SEG. 2			SEG. 3			SEG. 4		
1	62 S. MANZI	22.462	1	11 N. BULEGA	26.988	1	62 S. MANZI	17.765	1	11 N. BULEGA	26.278
2	11 N. BULEGA	22.468	2	62 S. MANZI	27.113	2	11 N. BULEGA	17.785	2	62 S. MANZI	26.396
3	55 Y. MONTELLA	22.496	3	55 Y. MONTELLA	27.220	3	3 R. DE ROSA	17.882	3	32 D. BAYLISS	26.465
4	3 R. DE ROSA	22.612	4	66 N. TUULI	27.303	4	55 Y. MONTELLA	17.939	4	3 R. DE ROSA	26.494
5	66 N. TUULI	22.670	5	64 F. CARICASULO	27.332	5	66 N. TUULI	18.011	5	64 F. CARICASULO	26.512
6	64 F. CARICASULO	22.838	6	3 R. DE ROSA	27.342	6	32 D. BAYLISS	18.062	6	55 Y. MONTELLA	26.515
7	19 A. MANTOVANI	22.838	7	19 A. MANTOVANI	27.432	7	64 F. CARICASULO	18.116	7	61 C. ONCU	26.608
8	99 A. HUERTAS	22.862	8	99 A. HUERTAS	27.470	8	19 A. MANTOVANI	18.123	8	66 N. TUULI	26.639
9	32 D. BAYLISS	22.902	9	94 V. DEBISE	27.506	9	94 V. DEBISE	18.147	9	19 A. MANTOVANI	26.651
10	61 C. ONCU	22.920	10	32 D. BAYLISS	27.519	10	99 A. HUERTAS	18.150	10	99 A. HUERTAS	26.771
11	29 N. SPINELLI	22.975	11	9 J. NAVARRO	27.588	11	61 C. ONCU	18.234	11	94 V. DEBISE	26.854
12	28 G. VAN STRAALEN	23.033	12	29 N. SPINELLI	27.636	12	29 N. SPINELLI	18.308	12	23 M. SCHROETTER	26.901
13	23 M. SCHROETTER	23.114	13	24 A. WONGTHANANON	27.685	13	9 J. NAVARRO	18.341	13	9 J. NAVARRO	26.908
14	9 J. NAVARRO	23.118	14	54 B. SOFUOGLU	27.688	14	28 G. VAN STRAALEN	18.349	14	54 B. SOFUOGLU	26.946
15	94 V. DEBISE	23.120	15	23 M. SCHROETTER	27.696	15	23 M. SCHROETTER	18.382	15	29 N. SPINELLI	26.967
16	54 B. SOFUOGLU	23.226	16	28 G. VAN STRAALEN	27.704	16	54 B. SOFUOGLU	18.390	16	28 G. VAN STRAALEN	27.005
17	24 A. WONGTHANANON	23.271	17	61 C. ONCU	27.732	17	51 A. SARMOON	18.439	17	24 A. WONGTHANANON	27.036
18	51 A. SARMOON	23.342	18	51 A. SARMOON	27.795	18	24 A. WONGTHANANON	18.478	18	51 A. SARMOON	27.127
19	7 A. NORRODIN	23.806	19	95 T. MACKENZIE	28.487	19	95 T. MACKENZIE	18.752	19	95 T. MACKENZIE	27.608
20	95 T. MACKENZIE	23.808	20	7 A. NORRODIN	28.567	20	7 A. NORRODIN	18.784	20	7 A. NORRODIN	27.617
21	4 H. TRUELOVE	24.698	21	4 H. TRUELOVE	29.575	21	4 H. TRUELOVE	19.452	21	4 H. TRUELOVE	27.936
			22	17 J. MCPHEE	31.797	22	17 J. MCPHEE	29.780			

20/02/2023
These data/results cannot be reproduced, stored and/or transmitted in whole or in part by any manner of electronic, mechanical, photocopying, recording, broadcasting or otherwise now known or herein after developed without the previous express consent by the copyright owner, except for reproduction in daily press and regular printed publications on sale to the public within 60 days of the event related to those data/results and always provided that copyright symbol appears together as follows below.
© DORNA WSBK ORGANIZATION Srl 2023



Phillip Island 4.445 m

DWO Phillip Island Official Test, 20-21 February 2023
Ideal Times Monday Free Practice 1

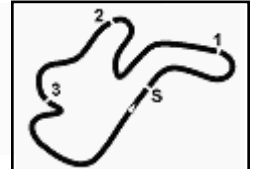
No. Rider	Nat	Bike	Seg. 1	Seg. 2	Seg. 3	Seg. 4	Ideal Time		
			Diff. 1	Diff. 2	Diff. 3	Diff. 4	Best Lap	Pos.	Diff.
1 11 N. BULEGA	ITA	Ducati Panigale V2	22.468	26.988 +0.011	17.785	26.278 +0.034	1'33.519 1'33.564	1	0.045
2 62 S. MANZI	ITA	Yamaha YZF R6	22.462	27.113	17.765 +0.045	26.396 +0.126	1'33.736 1'33.907	2	0.171
3 55 Y. MONTELLA	ITA	Ducati Panigale V2	22.496 +0.095	27.220 +0.022	17.939 +0.058	26.515	1'34.170 1'34.345	3	0.175
4 3 R. DE ROSA	ITA	Ducati Panigale V2	22.612 +0.092	27.342	17.882	26.494 +0.051	1'34.330 1'34.473	4	0.143
5 66 N. TUULI	FIN	Triumph Street Triple RS 765	22.670	27.303 +0.167	18.011 +0.002	26.639	1'34.623 1'34.792	5	0.169
6 64 F. CARICASULO	ITA	Ducati Panigale V2	22.838 +0.004	27.332	18.116	26.512	1'34.798 1'34.802	6	0.004
7 32 D. BAYLISS	AUS	Ducati Panigale V2	22.902	27.519 +0.002	18.062 +0.039	26.465	1'34.948 1'34.989	7	0.041
8 19 A. MANTOVANI	ITA	Yamaha YZF R6	22.838	27.432 +0.052	18.123	26.651	1'35.044 1'35.096	8	0.052
9 99 A. HUERTAS	ESP	Kawasaki ZX-6R	22.862	27.470 +0.108	18.150	26.771 +0.059	1'35.253 1'35.420	9	0.167
10 61 C. ONCU	TUR	Kawasaki ZX-6R	22.920 +0.042	27.732	18.234	26.608	1'35.494 1'35.536	10	0.042
11 94 V. DEBISE	FRA	Yamaha YZF R6	23.120 +0.110	27.506 +0.008	18.147	26.854	1'35.627 1'35.745	11	0.118
12 29 N. SPINELLI	ITA	Yamaha YZF R6	22.975	27.636 +0.046	18.308 +0.048	26.967 +0.104	1'35.886 1'36.084	13	0.198
13 9 J. NAVARRO	ESP	Yamaha YZF R6	23.118 +0.079	27.588 +0.032	18.341 +0.004	26.908	1'35.955 1'36.070	12	0.115
14 28 G. VAN STRAALEN	NED	Yamaha YZF R6	23.033	27.704	18.349 +0.132	27.005	1'36.091 1'36.223	14	0.132
15 23 M. SCHROETTER	GER	MV Agusta F3 800 RR	23.114 +0.142	27.696 +0.018	18.382	26.901	1'36.093 1'36.253	15	0.160
16 54 B. SOFUOGLU	TUR	MV Agusta F3 800 RR	23.226	27.688	18.390 +0.001	26.946 +0.119	1'36.250 1'36.370	16	0.120
17 24 A. WONGTHANANON	THA	Yamaha YZF R6	23.271 +0.118	27.685	18.478	27.036 +0.026	1'36.470 1'36.614	17	0.144
18 51 A. SARMOON	THA	Yamaha YZF R6	23.342 +0.002	27.795	18.439	27.127	1'36.703 1'36.705	18	0.002
19 95 T. MACKENZIE	GBR	Honda CBR600RR	23.808	28.487 +0.088	18.752 +0.012	27.608 +0.184	1'38.655 1'38.939	20	0.284
20 7 A. NORRODIN	MAS	Honda CBR600RR	23.806	28.567	18.784 +0.094	27.617	1'38.774 1'38.868	19	0.094
21 4 H. TRUELOVE	GBR	Triumph Street Triple RS 765	24.698 +0.093	29.575 +0.067	19.452 +0.208	27.936	1'41.661 1'42.029	21	0.368
17 J. MCPHEE	GBR	Kawasaki ZX-6R							
Overall Ideal Time			22.462	26.988	17.765	26.278	1'33.493		

20/02/2023

These data/results cannot be reproduced, stored and/or transmitted in whole or in part by any manner of electronic, mechanical, photocopying, recording, broadcasting or otherwise now known or herein after developed without the previous express consent by the copyright owner, except for reproduction in daily press and regular printed publications on sale to the public within 60 days of the event related to those data/results and always provided that copyright symbol appears together as follows below.

© DORNA WSBK ORGANIZATION Srl 2023

FIGR PERUGIA TIMING

Phillip Island 4.445 m

DWO Phillip Island Official Test, 20–21 February 2023
Chronological Analysis Monday Free Practice 1

2 / 5

23	26.434	30.459	25.577	28.991	1'51.461	248,3	10:56'26.562	12	23.014	27.519	18.253	26.720	1'35.506	262,1	9:43'34.468
24	22.719	27.403	18.038	26.595	1'34.755	268,0	10:58'01.317	13	22.902	27.521	18.101	26.465	1'34.989	262,1	9:45'09.457
25	22.673	27.444	18.342	33.083	1'41.542	270,0	10:59'42.859	14	22.924	31.728	18.941	27.114	1'40.707	264,1	9:46'50.164
26	22.704	27.342	17.882	26.545	1'34.473	269,3	11:01'17.332	15	26.838	28.612	18.393	27.799	1'41.642C	260,9	9:48'31.806

5° 66 N. TUULI [1'34.792]

Lap	Seg.1	Seg.2	Seg.3	Seg.4	Lap Time	km/h	Local Time
1							9:15'16.473
2	39.673	30.575	19.689	10'27.484	11'57.421P		9:27'13.894
3	37.924	29.886	19.427	27.756	1'54.993P		9:29'08.887
4	23.921	28.367	18.825	27.434	1'38.547	260,2	9:30'47.434
5	23.416	29.581	18.805	27.224	1'39.026	261,5	9:32'26.460
6	23.720	28.641	19.095	27.637	1'39.093	264,7	9:34'05.553
7	23.272	27.703	18.422	27.265	1'36.662	262,8	9:35'42.215
8	23.176	27.755	18.264	26.888	1'36.083	261,5	9:37'18.298
9	23.178	27.693	18.209	26.907	1'35.987	261,5	9:38'54.285
10	23.046	27.665	18.345	27.012	1'36.068	262,1	9:40'30.353
11	23.422	28.035	18.672	41'07.183	42'17.312P	263,4	10:22'47.665
12	39.168	29.197	18.842	27.446	1'54.653P		10:24'42.318
13	23.232	28.481	18.412	27.684	1'37.809	260,9	10:26'20.127
14	23.230	27.894	18.289	27.475	1'36.888	262,1	10:27'57.015
15	23.288	27.613	18.209	26.977	1'36.087	259,0	10:29'33.102
16	23.244	27.614	18.226	27.441	1'36.525	260,2	10:31'09.627
17	23.071	27.802	18.325	26.987	1'36.185	261,5	10:32'45.812
18	23.137	27.851	18.401	11'23.256	12'32.645P	260,2	10:45'18.457
19	35.134	28.608	18.486	27.079	1'49.307P		10:47'07.764
20	22.955	27.330	18.091	26.704	1'35.080	260,9	10:48'42.844
21	22.892	27.303	18.011	26.727	1'34.933	262,8	10:50'17.777
22	22.924	27.398	18.131	26.750	1'35.203	262,8	10:51'52.980
23	22.933	27.469	18.157	26.763	1'35.322	262,1	10:53'28.302
24	22.924	41.147	18.487	29.369	1'51.927	262,1	10:55'20.229
25	22.781	27.581	18.089	26.787	1'35.238	265,4	10:56'55.467
26	22.670	27.470	18.013	26.639	1'34.792	268,7	10:58'30.259
27	22.860	27.525	18.210	26.824	1'35.419	262,1	11:00'05.678

8° 19 A. MANTOVANI [1'35.096]

Lap	Seg.1	Seg.2	Seg.3	Seg.4	Lap Time	km/h	Local Time
1							9:18'43.978
2	43.905	31.887	20.490	29.387	2'05.669P		9:20'49.647
3	24.562	30.116	19.071	27.944	1'41.693	246,6	9:22'31.340
4	24.183	28.960	19.108	28.221	1'40.472	264,1	9:24'11.812
5	24.143	28.914	19.126	28.026	1'40.209	261,5	9:25'52.021
6	24.113	28.702	19.008	27.767	1'39.590	261,5	9:27'31.611
7	24.012	28.636	18.878	27.429	1'38.955	260,9	9:29'10.566
8	23.577	28.100	18.540	27.319	1'37.536	264,7	9:30'48.102
9	23.597	28.224	18.827	27.458	1'38.106	262,1	9:32'26.208
10	23.650	28.792	19.027	39'12.554	40'24.023P	262,1	10:12'50.231
11	37.835	33.891	23.456	3'40.131	5'15.313P		10:18'05.544
12	36.403	30.762	19.489	28.788	1'55.442P		10:20'00.986
13	24.105	29.081	19.088	27.769	1'40.043	258,4	10:21'41.029
14	23.573	28.229	18.650	27.387	1'37.839	261,5	10:23'18.868
15	23.384	27.848	18.530	27.184	1'36.946	261,5	10:24'55.814
16	23.373	27.750	18.624	27.262	1'37.009	262,8	10:26'32.823
17	23.405	27.836	18.611	27.197	1'37.049	262,8	10:28'09.872
18	26.865	28.834	18.536	27.072	1'41.307	256,5	10:29'51.179
19	23.092	27.918	18.401	27.100	1'36.511	265,4	10:31'27.690
20	23.744	28.750	19.147	15'24.906	16'36.547P	261,5	10:48'04.237
21	34.737	28.547	18.409	26.936	1'48.629P		10:49'52.866
22	23.032	27.536	18.184	26.809	1'35.561	264,1	10:51'28.427
23	23.037	27.432	18.379	26.751	1'35.599	264,1	10:53'04.026
24	23.116	27.474	18.405	26.979	1'35.974	264,1	10:54'40.000
25	25.774	32.316	18.745	26.787	1'43.622	262,1	10:56'23.622
26	23.000	27.440	18.319	26.845	1'35.604	264,1	10:57'59.226
27	23.220	29.231	18.431	32.919	1'43.801	266,0	10:59'43.027
28	22.838	27.484	18.123	26.651	1'35.096	266,7	11:01'18.123

9° 99 A. HUERTAS [1'35.420]

Lap	Seg.1	Seg.2	Seg.3	Seg.4	Lap Time	km/h	Local Time
1							10:12'28.894
2	32.067	28.479	20.948	5'06.449	6'27.943P		10:18'56.837
3	30.709	28.284	18.772	27.403	1'45.168P		10:20'42.005
4	23.636	27.907	18.356	27.003	1'36.902	266,7	10:22'18.907
5	23.098	27.761	18.381	27.000	1'36.240	269,3	10:23'55.147
6	23.041	27.819	18.229	27.100	1'36.189	269,3	10:25'31.336
7	22.979	27.589	18.219	26.894	1'35.681	271,4	10:27'07.017
8	23.254	28.796	18.637	16'45.857	17'56.544P	269,3	10:45'03.561
9	31.331	28.116	18.486	27.069	1'45.002P		10:46'48.563
10	23.176	27.783	18.304	27.113	1'36.376	268,0	10:48'24.939
11	22.997	27.510	18.172	26.928	1'35.607	268,0	10:50'00.546
12	22.952	27.470	18.179	26.907	1'35.508	270,0	10:51'36.054
13	23.031	27.581	18.324	27.014	1'35.950	270,7	10:53'12.004
14	22.992	27.636	18.259	27.198	1'36.085	269,3	10:54'48.089
15	23.018	28.065	18.300	26.771	1'36.154	270,7	10:56'24.243
16	22.862	27.578	18.150	26.830	1'35.420	273,4	10:57'59.663

7° 32 O. BAYLISS [1'34.989]

Lap	Seg.1	Seg.2	Seg.3	Seg.4	Lap Time	km/h	Local Time
1							9:16'23.057
2	39.140	30.087	19.810	28.328	1'57.365P		9:18'20.422
3	24.698	28.869	19.037	27.282	1'39.886	260,9	9:20'00.308
4	23.895	28.171	18.622	26.922	1'37.610	264,1	9:21'37.918
5	23.921	37.512	18.780	27.150	1'47.363	262,8	9:23'25.281
6	23.563	27.815	18.415	27.100	1'36.893	262,1	9:25'02.174
7	23.222	27.683	18.310	26.914	1'36.129	261,5	9:26'38.303
8	26.808	29.612	18.899	9'04.171	10'19.490P	262,8	9:36'57.793
9	35.303	28.756	18.268	27.045	1'49.372CP		9:38'47.165
10	23.074	27.859	18.191	26.901	1'36.025	261,5	9:40'23.190
11	22.920	27.692	18.343	26.817	1'35.772	264,1	9:41'58.962

20/02/2023

P = Pits In/Out - C = Lap Time Cancelled

These data/results cannot be reproduced, stored and/or transmitted in whole or in part by any manner of electronic, mechanical, photocopying, recording, broadcasting or otherwise now known or herein after developed without the previous express consent by the copyright owner, except for reproduction in daily press and regular printed publications on sale to the public within 60 days of the event related to those data/results and always provided that copyright symbol appears together as follows below.

© DORNA WSBK ORGANIZATION Srl 2023

DWO Phillip Island Official Test, 20-21 February 2023 Chronological Analysis Monday Free Practice 1

4 / 5

Table with 13 columns representing lap data for 32 riders, including time, km/h, and local time.

15° 23 M. SCHROETTER [1'36.253]

Table for rider 15 M. Schroetter with columns for Lap, Seg 1-4, Lap Time, km/h, and Local Time.

17° 24 A. WONGTHANANON [1'36.614]

Table for rider 17 A. Wongthananon with columns for Lap, Seg 1-4, Lap Time, km/h, and Local Time.

16° 54 B. SOFUOGLU [1'36.370]

Table for rider 16 B. Sofuoglu with columns for Lap, Seg 1-4, Lap Time, km/h, and Local Time.

18° 51 A. SARMOON [1'36.705]

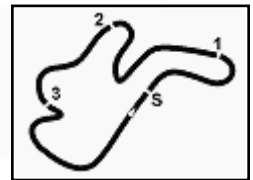
Table for rider 18 A. Sarmoon with columns for Lap, Seg 1-4, Lap Time, km/h, and Local Time.

20/02/2023

P = Pits In/Out - C = Lap Time Cancelled

These data/results cannot be reproduced, stored and/or transmitted in whole or in part by any manner of electronic, mechanical, photocopying, recording, broadcasting or otherwise now known or herein after developed without the previous express consent by the copyright owner...

© DORNA WSBK ORGANIZATION Srl 2023



Phillip Island 4.445 m

DWO Phillip Island Official Test, 20-21 February 2023
Chronological Analysis Monday Free Practice 1

5 / 5

12	35.361	29.210	19.243	28.869	1'52.683P		10:20'30.766	9	36.030	30.454	19.540	28.392	1'54.416P		9:42'01.710
13	23.722	28.559	18.906	27.896	1'39.083	261,5	10:22'09.849	10	24.905	29.575	19.452	28.405	1'42.337	264,1	9:43'44.047
14	23.860	28.263	19.012	27.512	1'38.647	259,6	10:23'48.496	11	24.791	29.642	19.660	27.936	1'42.029	262,1	9:45'26.076
15	23.702	28.280	19.116	27.796	1'38.894	263,4	10:25'27.390	12	24.698	29.628	19.639	28.427	1'42.392	262,1	9:47'08.468
16	28.821	28.770	19.285	28.186	1'45.062	260,9	10:27'12.452								
17	23.645	28.210	18.935	27.479	1'38.269	265,4	10:28'50.721								
18	23.793	31.527	19.389	28.855	1'43.564	260,2	10:30'34.285								
19	23.985	28.646	18.739	27.524	1'38.894	264,1	10:32'13.179								
20	25.170	29.966	20.151	30.285	1'45.572	262,8	10:33'58.751								
21	24.225	29.460	19.262	36.383	1'49.330	260,2	10:35'48.081								
22	23.787	28.176	18.699	27.354	1'38.016	262,1	10:37'26.097								
23	28.506	30.472	19.632	12'43.356	14'01.966P	242,2	10:51'28.063								
24	47.046	33.004	20.192	30.276	2'10.518P		10:53'38.581								
25	23.342	28.085	18.674	27.633	1'37.734	265,4	10:55'16.315								
26	27.669	27.914	18.619	27.281	1'41.483	261,5	10:56'57.798								
27	23.361	33.101	18.465	27.278	1'42.205	262,8	10:58'40.003								
28	23.344	27.795	18.439	27.127	1'36.705	263,4	11:00'16.708								

22°		17 J. MCPHEE				
Lap	Seg.1	Seg.2	Seg.3	Seg.4	Lap Time	Local Time
1						9:36'52.951
2	40.426	31.797			44'23.628P	10:21'16.579

19°		7 A. NORRODIN [1'38.868]				
Lap	Seg.1	Seg.2	Seg.3	Seg.4	Lap Time	Local Time
1						10:22'23.956
2	39.171	32.363	20.498	28.352	2'00.384P	10:24'24.340
3	24.849	29.570	19.467	28.103	1'41.989	10:26'06.329
4	24.674	28.715	18.784	27.875	1'40.048	10:27'46.377
5	24.086	28.798	19.056	27.762	1'39.702	10:29'26.079
6	24.034	28.628	18.980	27.766	1'39.408	255,9 10:31'05.487
7	23.974	28.881	19.049	15'09.018	16'20.922P	255,9 10:47'26.409
8	38.011	29.777	19.144	28.029	1'54.961P	10:49'21.370
9	24.030	28.893	19.061	27.893	1'39.877	255,9 10:51'01.247
10	23.892	28.780	18.911	27.861	1'39.444	255,3 10:52'40.691
11	23.935	28.771	18.942	27.732	1'39.380	254,1 10:54'20.071
12	24.275	28.915	18.807	27.735	1'39.732	255,3 10:55'59.803
13	23.806	28.567	18.878	27.617	1'38.868	255,9 10:57'38.671
14	23.819	28.602	18.919	27.832	1'39.172	255,9 10:59'17.843
15	24.001	28.570	18.906	27.748	1'39.225	254,7 11:00'57.068

20°		95 T. MACKENZIE [1'38.939]				
Lap	Seg.1	Seg.2	Seg.3	Seg.4	Lap Time	Local Time
1						9:45'14.751
2	40.141	32.563	20.246	25'24.870	26'57.820P	10:12'12.571
3	38.854	30.669	20.288	7'16.049	8'45.860P	10:20'58.431
4	38.112	31.792	19.622	28.462	1'57.988P	10:22'56.419
5	25.346	28.957	19.193	28.188	1'41.684	247,1 10:24'38.103
6	24.553	28.675	18.984	27.608	1'39.820	248,8 10:26'17.923
7	24.370	29.435	18.916	27.679	1'40.400	252,9 10:27'58.323
8	24.209	28.617	18.899	27.785	1'39.510	252,9 10:29'37.833
9	23.955	28.487	18.887	27.740	1'39.069	252,9 10:31'16.902
10	23.990	28.597	18.752	27.626	1'38.965	252,3 10:32'55.867
11	25.962	33.209	20.515	13'42.856	15'02.542P	251,7 10:47'58.409
12	37.168	30.266	19.107	27.701	1'54.242P	10:49'52.651
13	24.079	29.115	19.043	32.665	1'44.902	253,5 10:51'37.553
14	23.808	28.575	18.764	27.792	1'38.939	254,1 10:53'16.492

21°		4 H. TRUDELVE [1'42.029]				
Lap	Seg.1	Seg.2	Seg.3	Seg.4	Lap Time	Local Time
1						9:12'36.181
2	36.420	32.832	21.677	32.145	2'03.074P	9:14'39.255
3	27.206	32.771	22.040	31.057	1'53.074	246,6 9:16'32.329
4	26.731	31.948	20.804	30.128	1'49.611	251,2 9:18'21.940
5	26.179	31.385	21.073	30.208	1'48.845	248,3 9:20'10.785
6	26.051	31.801	20.539	30.334	1'48.725	256,5 9:21'59.510
7	26.199	30.942	19.800	29.423	1'46.364	254,7 9:23'45.874
8	25.971	31.008	20.217	15'04.224	16'21.420P	258,4 9:40'07.294

20/02/2023 P = Pits In/Out - C = Lap Time Cancelled

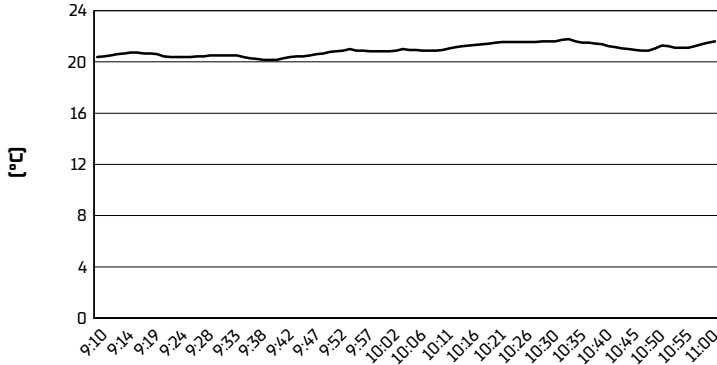
These data/results cannot be reproduced, stored and/or transmitted in whole or in part by any manner of electronic, mechanical, photocopying, recording, broadcasting or otherwise now known or herein after developed without the previous express consent by the copyright owner, except for reproduction in daily press and regular printed publications on sale to the public within 60 days of the event related to those data/results and always provided that copyright symbol appears together as follows below.

© DORNA WSBK ORGANIZATION Srl 2023

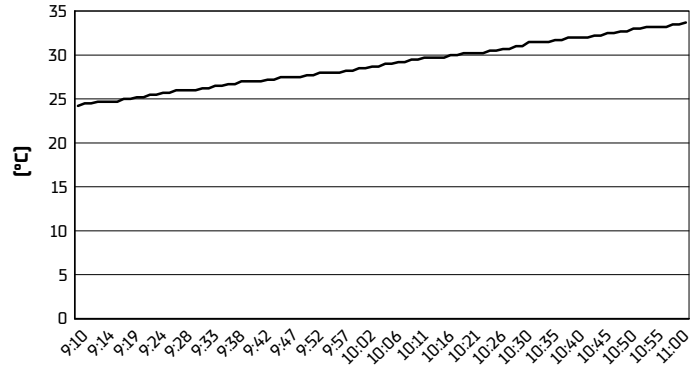


DWO Phillip Island Official Test, 20-21 February 2023
Weather Report Monday Free Practice 1
Session started 09:10 - Session ended 11:01

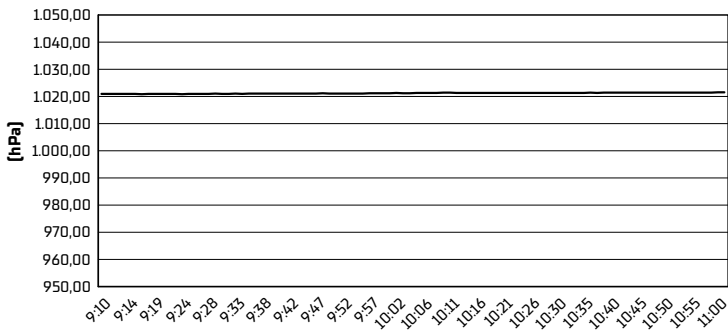
Air Temperature



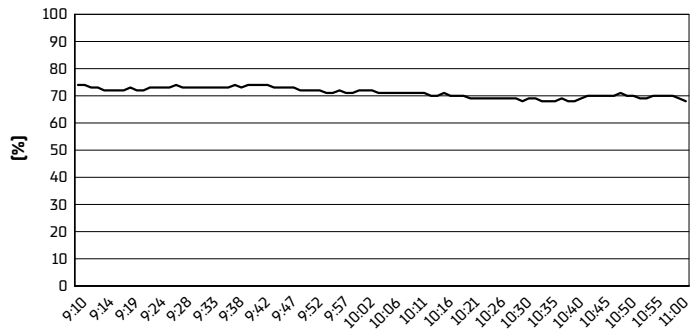
Track Temperature



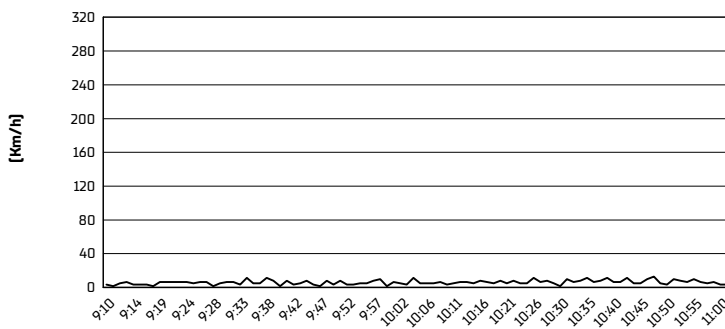
Air Pressure



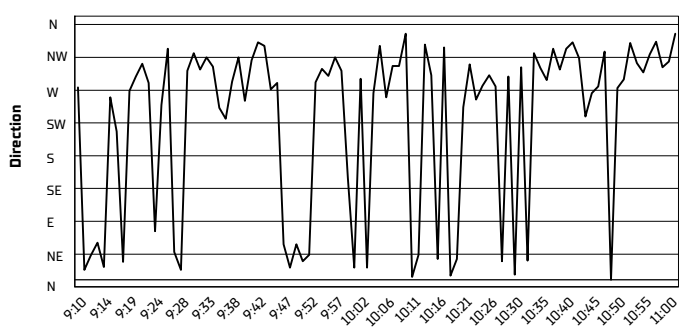
Humidity



Wind Speed



Wind Direction



20/02/2023

These data/results cannot be reproduced, stored and/or transmitted in whole or in part by any manner of electronic, mechanical, photocopying, recording, broadcasting or otherwise now known or herein after developed without the previous express consent by the copyright owner, except for reproduction in daily press and regular printed publications on sale to the public within 60 days of the event related to those data/results and always provided that copyright symbol appears together as follows below.

© DORNA WSBK ORGANIZATION Srl 2023