

DWO Phillip Island Official Test, 20-21 February 2023

Results Tuesday Free Practice 1

No.	Rider	Nat	Team	Bike	Class	Time	Gap	Rel.	Laps	Speed	
										Avg	Max
1	1 A. BAUTISTA	ESP	Aruba.it Racing - Ducati	Ducati Panigale V4R		1'30.272			35	177,264	314,0
2	55 A. LOCATELLI	ITA	Pata Yamaha Prometeon WorldSBK	Yamaha YZF R1		1'30.344	0.072	0.072	34	177,123	310,3
3	21 M. RINALDI	ITA	Aruba.it Racing - Ducati	Ducati Panigale V4R		1'30.501	0.229	0.157	35	176,816	311,2
4	65 J. REA	GBR	Kawasaki Racing Team WorldSBK	Kawasaki ZX-10RR		1'30.716	0.444	0.215	27	176,397	312,1
5	54 T. RAZGATLIOGLU	TUR	Pata Yamaha Prometeon WorldSBK	Yamaha YZF R1		1'30.757	0.485	0.041	36	176,317	310,3
6	5 P. DETTL	GER	Team GoEleven	Ducati Panigale V4R	IND	1'30.838	0.566	0.081	32	176,160	312,1
7	7 I. LECUONA	ESP	Team HRC	Honda CBR1000 RR-R		1'30.930	0.658	0.092	35	175,982	311,2
8	87 R. GARDNER	AUS	GYTR GRT Yamaha WorldSBK Team	Yamaha YZF R1	IND	1'31.236	0.964	0.306	32	175,391	307,7
9	47 A. BASSANI	ITA	Motocorsa Racing	Ducati Panigale V4R	IND	1'31.323	1.051	0.087	29	175,224	305,1
10	31 G. GERLOFF	USA	Bonovo Action BMW	BMW M1000 RR	IND	1'31.390	1.118	0.067	30	175,096	314,0
11	77 D. AEGERTER	SUI	GYTR GRT Yamaha WorldSBK Team	Yamaha YZF R1	IND	1'31.418	1.146	0.028	35	175,042	311,2
12	22 A. LOWES	GBR	Kawasaki Racing Team WorldSBK	Kawasaki ZX-10RR		1'31.549	1.277	0.131	35	174,792	308,6
13	9 D. PETRUCCI	ITA	Barni Spark Racing Team	Ducati Panigale V4R	IND	1'31.621	1.349	0.072	32	174,654	314,0
14	45 S. REDDING	GBR	ROKIT BMW Motorrad WorldSBK Team	BMW M1000 RR		1'31.732	1.460	0.111	35	174,443	315,8
15	60 M. VAN DER MARK	NED	ROKIT BMW Motorrad WorldSBK Team	BMW M1000 RR		1'31.852	1.580	0.120	29	174,215	310,3
16	34 L. BALDASSARRI	ITA	GMT94 Yamaha	Yamaha YZF R1	IND	1'31.990	1.718	0.138	36	173,954	303,4
17	66 T. SYKES	GBR	Kawasaki Puccetti Racing	Kawasaki ZX-10RR	IND	1'32.075	1.803	0.085	28	173,793	302,5
18	97 X. VIERGE	ESP	Team HRC	Honda CBR1000 RR-R		1'32.138	1.866	0.063	29	173,674	313,0
19	76 L. BAZ	FRA	Bonovo Action BMW	BMW M1000 RR	IND	1'32.474	2.202	0.336	25	173,043	309,5
20	51 E. GRANADO	BRA	MIE Racing Honda Team	Honda CBR1000 RR-R	IND	1'33.647	3.375	1.173	29	170,876	298,3
21	52 O. KONIG	CZE	Orelac Racing MOVISIO	Kawasaki ZX-10RR	IND	1'33.899	3.627	0.252	5	170,417	296,7
22	35 H. SYHRIN	MAS	MIE Racing Honda Team	Honda CBR1000 RR-R	IND	1'33.906	3.634	0.007	31	170,404	305,9

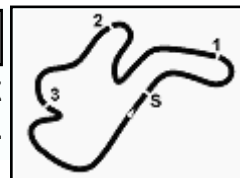
AIR	Humidity:	62%	Temp:	18°C
TRACK	Condition:	Dry	Temp:	25°C

Records	Pole	(SP)	2020 T.Sykes	1'29.230	179,330	Km/h
	Race	(SPRC)	2019 J.Rea	1'30.075	177,650	Km/h
	All Times	(SP)	2020 T.Sykes	1'29.230	179,330	Km/h

Start 09:10 End 11:12 The results are provisional until the end of the time limit for protests and appeals and the completion of the technical checks.

These data/results cannot be reproduced, stored and/or transmitted in whole or in part by any manner of electronic, mechanical, photocopying, recording, broadcasting or otherwise now known or herein after developed without the previous express consent by the copyright owner, except for reproduction in daily press and regular printed publications on sale to the public within 60 days of the event related to those data/results and always provided that copyright symbol appears together as follows below.

© DORNA WSBK ORGANIZATION Srl 2023



DWO Phillip Island Official Test, 20-21 February 2023

Results Tuesday Free Practice 1

Session Highlights

Local Time	No. Rider	Description
09.10.00		Start
09.13.32	45 S. REDDING	Racelink NOT working
09.13.32	76 L. BAZ	Racelink NOT working
09.14.42	22 A. LOWES	Racelink NOT working
09.17.32	22 A. LOWES	Racelink is OK now
09.24.28	7 I. LECUONA	Racelink NOT working
09.26.47	7 I. LECUONA	Racelink is OK
09.41.31	52 O. KONIG	Crashed - Turn 1
09.47.30	51 E. GRANADO	Lap Cancelled [2'01.173] - Yellow Flag - Turn 1
09.47.35	54 T. RAZGATLIOGLU	Lap Cancelled [1'49.338] - Yellow Flag - Turn 1
09.47.45	87 R. GARDNER	Lap Cancelled [1'37.538] - Yellow Flag - Turn 1
09.47.50	51 E. GRANADO	Lap Cancelled [1'34.902] - Yellow Flag - Turn 1
09.47.55	54 T. RAZGATLIOGLU	Lap Cancelled [1'34.867] - Yellow Flag - Turn 1
09.48.00	87 R. GARDNER	Lap Cancelled [1'32.636] - Yellow Flag - Turn 1
09.48.05	77 D. AEGERTER	Lap Cancelled [1'50.437] - Yellow Flag - Turn 1
09.48.10	51 E. GRANADO	Lap Cancelled [1'34.085] - Yellow Flag - Turn 1
09.48.15	22 A. LOWES	Lap Cancelled [1'54.620] - Yellow Flag - Turn 1
09.48.20	1 A. BAUTISTA	Lap Cancelled [1'43.853] - Yellow Flag - Turn 1
09.57.24	22 A. LOWES	Lap Cancelled [1'44.375] - Exceeded Track Limits - Turn 4
10.14.52	47 A. BASSANI	MUST check position of RF antenna. BAD quality
10.18.18	76 L. BAZ	Racelink is OK now
10.39.26	47 A. BASSANI	MUST CHECK/CHANGE RACELINK RF ANTENNA. BAD QUALITY
10.41.44	5 P. OETTL	RACELINK NOT WORKING. MUST CHECK BEFORE FP2
10.41.45	45 S. REDDING	RACELINK NOT WORKING. MUST CHECK BEFORE FP2
10.51.08	97 X. VIERGE	Crashed - Turn 8
10.51.24		RED FLAG
11.08.45	7 I. LECUONA	Technical Problem - Turn 7
11.12.04		End Of Session

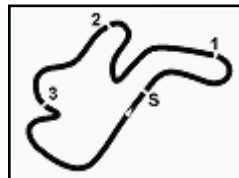
Fastest Laps Sequence

No.	Rider	Nat	Team	Bike	Local Time	Time	Gap	Avg
22	A. LOWES	GBR	Kawasaki Racing Team WorldSBK	Kawasaki ZX-10RR	09:13'34.874	1'31.559		174,773
22	A. LOWES	GBR	Kawasaki Racing Team WorldSBK	Kawasaki ZX-10RR	09:16'38.025	1'31.549	-0.010	174,792
21	M. RINALDI	ITA	Aruba.it Racing - Ducati	Ducati Panigale V4R	09:18'11.106	1'31.165	-0.384	175,528
21	M. RINALDI	ITA	Aruba.it Racing - Ducati	Ducati Panigale V4R	09:19'41.916	1'30.810	-0.355	176,214
21	M. RINALDI	ITA	Aruba.it Racing - Ducati	Ducati Panigale V4R	09:21'12.708	1'30.792	-0.018	176,249
21	M. RINALDI	ITA	Aruba.it Racing - Ducati	Ducati Panigale V4R	09:35'32.488	1'30.501	-0.291	176,816
1	A. BAUTISTA	ESP	Aruba.it Racing - Ducati	Ducati Panigale V4R	09:47'51.930	1'30.374	-0.127	177,064
1	A. BAUTISTA	ESP	Aruba.it Racing - Ducati	Ducati Panigale V4R	09:49'22.202	1'30.272	-0.102	177,264

Start 09:10 End 11:12 The results are provisional until the end of the time limit for protests and appeals and the completion of the technical checks.

These data/results cannot be reproduced, stored and/or transmitted in whole or in part by any manner of electronic, mechanical, photocopying, recording, broadcasting or otherwise now known or herein after developed without the previous express consent by the copyright owner, except for reproduction in daily press and regular printed publications on sale to the public within 60 days of the event related to those data/results and always provided that copyright symbol appears together as follows below.

© DORNA WSBK ORGANIZATION Srl 2023



Phillip Island 4.445 m

DWO Phillip Island Official Test, 20-21 February 2023

Ideal Times Tuesday Free Practice 1

No.	Rider	Nat	Bike	Seg. 1	Seg. 2	Seg. 3	Seg. 4	Ideal Time		
				Diff. 1	Diff. 2	Diff. 3	Diff. 4	Best Lap	Pos.	Diff.
1	1 A. BAUTISTA	ESP	Ducati Panigale V4R	21.422 +0.096	26.110	17.037 +0.156	25.451	1'30.020 1'30.272	1	0.252
2	55 A. LOCATELLI	ITA	Yamaha YZF R1	21.520 +0.038	26.175	17.215	25.395 +0.001	1'30.305 1'30.344	2	0.039
3	21 M. RINALDI	ITA	Ducati Panigale V4R	21.517 +0.049	26.110	17.265	25.560	1'30.452 1'30.501	3	0.049
4	65 J. REA	GBR	Kawasaki ZX-10RR	21.569 +0.074	26.107 +0.004	17.393	25.569	1'30.638 1'30.716	4	0.078
5	54 T. RAZGATLIOGLU	TUR	Yamaha YZF R1	21.738 +0.008	25.993	17.331	25.661 +0.026	1'30.723 1'30.757	5	0.034
6	5 P. DETTL	GER	Ducati Panigale V4R	21.631	26.317	17.383	25.507	1'30.838 1'30.838	6	
7	7 I. LECUONA	ESP	Honda CBR1000 RR-R	21.614 +0.020	26.339 +0.044	17.369	25.544	1'30.866 1'30.930	7	0.064
8	87 R. GARDNER	AUS	Yamaha YZF R1	21.625 +0.040	26.381 +0.026	17.307 +0.121	25.715 +0.021	1'31.028 1'31.236	8	0.208
9	77 D. AEGERTER	SUI	Yamaha YZF R1	21.586 +0.267	26.346	17.389 +0.018	25.812	1'31.133 1'31.418	11	0.285
10	47 A. BASSANI	ITA	Ducati Panigale V4R	21.885	26.341 +0.131	17.419	25.547	1'31.192 1'31.323	9	0.131
11	22 A. LOWES	GBR	Kawasaki ZX-10RR	21.760 +0.088	26.339 +0.044	17.383 +0.050	25.761 +0.124	1'31.243 1'31.549	12	0.306
12	31 G. GERLOFF	USA	BMW M1000 RR	21.692 +0.012	26.306 +0.001	17.452	25.877 +0.050	1'31.327 1'31.390	10	0.063
13	9 D. PETRUCCI	ITA	Ducati Panigale V4R	21.848 +0.172	26.331	17.507 +0.016	25.747	1'31.433 1'31.621	13	0.188
14	45 S. REDDING	GBR	BMW M1000 RR	21.851	26.403 +0.123	17.485 +0.059	25.811	1'31.550 1'31.732	14	0.182
15	60 M. VAN DER MARK	NED	BMW M1000 RR	21.831 +0.013	26.413 +0.103	17.584	25.856 +0.052	1'31.684 1'31.852	15	0.168
16	66 T. SYKES	GBR	Kawasaki ZX-10RR	21.995	26.536	17.522 +0.026	25.882 +0.114	1'31.935 1'32.075	17	0.140
17	34 L. BALDASSARRI	ITA	Yamaha YZF R1	21.960 +0.017	26.530	17.600	25.883	1'31.973 1'31.990	16	0.017
18	97 X. VIERGE	ESP	Honda CBR1000 RR-R	21.895	26.674 +0.045	17.697 +0.042	25.785	1'32.051 1'32.138	18	0.087
19	76 L. BAZ	FRA	BMW M1000 RR	22.037 +0.014	26.642 +0.123	17.616 +0.057	25.985	1'32.280 1'32.474	19	0.194
20	51 E. GRANADO	BRA	Honda CBR1000 RR-R	22.373 +0.106	27.070	17.778	26.292 +0.028	1'33.513 1'33.647	20	0.134
21	35 H. SYHRIN	MAS	Honda CBR1000 RR-R	22.484	27.090	17.952 +0.040	26.227 +0.113	1'33.753 1'33.906	22	0.153
22	52 D. KONIG	CZE	Kawasaki ZX-10RR	22.552 +0.001	27.024	17.852 +0.006	26.431 +0.033	1'33.859 1'33.899	21	0.040
Overall Ideal Time				21.422	25.993	17.037	25.395	1'29.847		

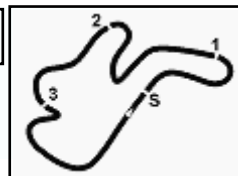
21/02/2023

These data/results cannot be reproduced, stored and/or transmitted in whole or in part by any manner of electronic, mechanical, photocopying, recording, broadcasting or otherwise now known or herein after developed without the previous express consent by the copyright owner, except for reproduction in daily press and regular printed publications on sale to the public within 60 days of the event related to those data/results and always provided that copyright symbol appears together as follows below.

© DORNA WSBK ORGANIZATION Srl 2023

FIGR PERUGIA TIMING





Phillip Island 4.445 m

DWO Phillip Island Official Test, 20-21 February 2023

Best Sectors & Speed Tuesday Free Practice 1

BEST LAP

1	1 A. BAUTISTA	Ducati Panigale V4R	1'30.272
2	55 A. LOCATELLI	Yamaha YZF R1	1'30.344
3	21 M. RINALDI	Ducati Panigale V4R	1'30.501
4	65 J. REA	Kawasaki ZX-10RR	1'30.716
5	54 T. RAZGATLIOGLU	Yamaha YZF R1	1'30.757
6	5 P. OETTL	Ducati Panigale V4R	1'30.838
7	7 I. LECUONA	Honda CBR1000 RR-R	1'30.930
8	87 R. GARDNER	Yamaha YZF R1	1'31.236
9	47 A. BASSANI	Ducati Panigale V4R	1'31.323
10	31 G. GERLOFF	BMW M1000 RR	1'31.390
11	77 D. AEGERTER	Yamaha YZF R1	1'31.418
12	22 A. LOWES	Kawasaki ZX-10RR	1'31.549
13	9 D. PETRUCCI	Ducati Panigale V4R	1'31.621
14	45 S. REDDING	BMW M1000 RR	1'31.732
15	60 M. VAN DER MARK	BMW M1000 RR	1'31.852
16	34 L. BALDASSARRI	Yamaha YZF R1	1'31.990
17	66 T. SYKES	Kawasaki ZX-10RR	1'32.075
18	97 X. VIERGE	Honda CBR1000 RR-R	1'32.138
19	76 L. BAZ	BMW M1000 RR	1'32.474
20	51 E. GRANADO	Honda CBR1000 RR-R	1'33.647
21	52 D. KONIG	Kawasaki ZX-10RR	1'33.899
22	35 H. SYHRIN	Honda CBR1000 RR-R	1'33.906

SPEED

1	45 S. REDDING	BMW M1000 RR	315,8
2	31 G. GERLOFF	BMW M1000 RR	314,0
3	1 A. BAUTISTA	Ducati Panigale V4R	314,0
4	9 D. PETRUCCI	Ducati Panigale V4R	314,0
5	97 X. VIERGE	Honda CBR1000 RR-R	313,0
6	5 P. OETTL	Ducati Panigale V4R	312,1
7	65 J. REA	Kawasaki ZX-10RR	312,1
8	77 D. AEGERTER	Yamaha YZF R1	311,2
9	21 M. RINALDI	Ducati Panigale V4R	311,2
10	7 I. LECUONA	Honda CBR1000 RR-R	311,2
11	54 T. RAZGATLIOGLU	Yamaha YZF R1	310,3
12	60 M. VAN DER MARK	BMW M1000 RR	310,3
13	55 A. LOCATELLI	Yamaha YZF R1	310,3
14	76 L. BAZ	BMW M1000 RR	309,5
15	22 A. LOWES	Kawasaki ZX-10RR	308,6
16	87 R. GARDNER	Yamaha YZF R1	307,7
17	35 H. SYHRIN	Honda CBR1000 RR-R	305,9
18	47 A. BASSANI	Ducati Panigale V4R	305,1
19	34 L. BALDASSARRI	Yamaha YZF R1	303,4
20	66 T. SYKES	Kawasaki ZX-10RR	302,5
21	51 E. GRANADO	Honda CBR1000 RR-R	298,3
22	52 D. KONIG	Kawasaki ZX-10RR	296,7

SEG. 1

1	1 A. BAUTISTA	21.422
2	21 M. RINALDI	21.517
3	55 A. LOCATELLI	21.520
4	65 J. REA	21.569
5	77 D. AEGERTER	21.586
6	7 I. LECUONA	21.614
7	87 R. GARDNER	21.625
8	5 P. OETTL	21.631
9	31 G. GERLOFF	21.692
10	54 T. RAZGATLIOGLU	21.738
11	22 A. LOWES	21.760
12	60 M. VAN DER MARK	21.831
13	9 D. PETRUCCI	21.848
14	45 S. REDDING	21.851
15	47 A. BASSANI	21.885
16	97 X. VIERGE	21.895
17	34 L. BALDASSARRI	21.960
18	66 T. SYKES	21.995
19	76 L. BAZ	22.037
20	51 E. GRANADO	22.373
21	35 H. SYHRIN	22.484
22	52 D. KONIG	22.552

SEG. 2

1	54 T. RAZGATLIOGLU	25.993
2	65 J. REA	26.107
3	21 M. RINALDI	26.110
4	1 A. BAUTISTA	26.110
5	55 A. LOCATELLI	26.175
6	31 G. GERLOFF	26.306
7	5 P. OETTL	26.317
8	9 D. PETRUCCI	26.331
9	22 A. LOWES	26.339
10	7 I. LECUONA	26.339
11	47 A. BASSANI	26.341
12	77 D. AEGERTER	26.346
13	87 R. GARDNER	26.381
14	45 S. REDDING	26.403
15	60 M. VAN DER MARK	26.413
16	34 L. BALDASSARRI	26.530
17	66 T. SYKES	26.536
18	76 L. BAZ	26.642
19	97 X. VIERGE	26.674
20	52 D. KONIG	27.024
21	51 E. GRANADO	27.070
22	35 H. SYHRIN	27.090

SEG. 3

1	1 A. BAUTISTA	17.037
2	55 A. LOCATELLI	17.215
3	21 M. RINALDI	17.265
4	87 R. GARDNER	17.307
5	54 T. RAZGATLIOGLU	17.331
6	7 I. LECUONA	17.369
7	5 P. OETTL	17.383
8	22 A. LOWES	17.383
9	77 D. AEGERTER	17.389
10	65 J. REA	17.393
11	47 A. BASSANI	17.419
12	31 G. GERLOFF	17.452
13	45 S. REDDING	17.485
14	9 D. PETRUCCI	17.507
15	66 T. SYKES	17.522
16	60 M. VAN DER MARK	17.584
17	34 L. BALDASSARRI	17.600
18	76 L. BAZ	17.616
19	97 X. VIERGE	17.697
20	51 E. GRANADO	17.778
21	52 D. KONIG	17.852
22	35 H. SYHRIN	17.952

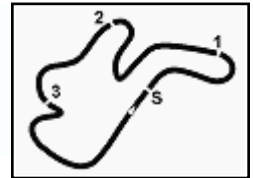
SEG. 4

1	55 A. LOCATELLI	25.395
2	1 A. BAUTISTA	25.451
3	5 P. OETTL	25.507
4	7 I. LECUONA	25.544
5	47 A. BASSANI	25.547
6	21 M. RINALDI	25.560
7	65 J. REA	25.569
8	54 T. RAZGATLIOGLU	25.661
9	87 R. GARDNER	25.715
10	9 D. PETRUCCI	25.747
11	22 A. LOWES	25.761
12	97 X. VIERGE	25.785
13	45 S. REDDING	25.811
14	77 D. AEGERTER	25.812
15	60 M. VAN DER MARK	25.856
16	31 G. GERLOFF	25.877
17	66 T. SYKES	25.882
18	34 L. BALDASSARRI	25.883
19	76 L. BAZ	25.985
20	35 H. SYHRIN	26.227
21	51 E. GRANADO	26.292
22	52 D. KONIG	26.431

21/02/2023

These data/results cannot be reproduced, stored and/or transmitted in whole or in part by any manner of electronic, mechanical, photocopying, recording, broadcasting or otherwise now known or herein after developed without the previous express consent by the copyright owner, except for reproduction in daily press and regular printed publications on sale to the public within 60 days of the event related to those data/results and always provided that copyright symbol appears together as follows below.

© DORNA WSBK ORGANIZATION Srl 2023



Phillip Island 4.445 m

DWO Phillip Island Official Test, 20-21 February 2023 Chronological Analysis Tuesday Free Practice 1

1 / 7

1° 1 A. BAUTISTA [1'30.272]							
Lap	Seg1	Seg2	Seg3	Seg4	Lap Time	km/h	Local Time
1							9:32'13.322
2	34.999	28.111	17.685	26.074	1'46.869P		9:34'00.191
3	21.972	26.538	17.309	25.762	1'31.581	304,2	9:35'31.772
4	21.806	26.340	17.227	25.724	1'31.097	305,9	9:37'02.869
5	22.146	30.727	17.716	6'24.245	7'34.834P	305,1	9:44'37.703
6	33.437	27.668	17.267	25.481	1'43.853CP		9:46'21.556
7	21.432	26.187	17.151	25.604	1'30.374	308,6	9:47'51.930
8	21.518	26.110	17.193	25.451	1'30.272	305,1	9:49'22.202
9	21.561	26.196	17.175	25.638	1'30.570	305,9	9:50'52.772
10	21.618	26.261	17.209	25.537	1'30.625	306,8	9:52'23.397
11	21.478	26.205	17.313	25.455	1'30.451	308,6	9:53'53.848
12	21.474	26.207	17.209	25.603	1'30.493	312,1	9:55'24.341
13	21.531	26.248	17.320	25.714	1'30.813	310,3	9:56'55.154
14	21.580	26.234	17.347	25.557	1'30.718	313,0	9:58'25.872
15	21.882	27.038	17.709	7'26.125	8'32.754P	308,6	10:06'58.626
16	33.326	26.622	17.465	25.674	1'43.087P		10:08'41.713
17	21.630	26.382	17.361	25.703	1'31.076	308,6	10:10'12.789
18	21.571	26.381	17.400	25.797	1'31.149	307,7	10:11'43.938
19	21.548	26.404	17.347	25.730	1'31.029	308,6	10:13'14.967
20	21.653	26.358	17.426	25.901	1'31.338	306,8	10:14'46.305
21	21.894	26.587	17.383	26.012	1'31.876	314,0	10:16'18.181
22	21.703	28.049	18.305	13'38.335	14'46.392P	307,7	10:31'04.573
23	32.782	26.695	17.390	25.695	1'42.562P		10:32'47.135
24	21.422	26.122	17.037	25.693	1'30.274	307,7	10:34'17.409
25	21.490	26.201	17.273	25.763	1'30.727	305,1	10:35'48.136
26	21.750	26.226	17.244	25.752	1'30.972	307,7	10:37'19.108
27	21.575	26.167	17.282	25.703	1'30.727	310,3	10:38'49.835
28	21.657	26.309	17.278	25.747	1'30.991	309,5	10:40'20.826
29	21.545	26.184	17.281	25.743	1'30.753	309,5	10:41'51.579
30	21.596	26.324	17.256	25.781	1'30.957	311,2	10:43'22.536
31	21.612	26.320	17.333	25.756	1'31.021	308,6	10:44'53.557
32	21.688	28.245	18.226	15'56.762	17'04.921P	310,3	11:01'58.478
33	32.195	26.677	17.459	25.840	1'42.171P		11:03'40.649
34	21.585	26.353	17.252	25.756	1'30.946	304,2	11:05'11.595
35	24.298	31.966	17.744	2'40.041	3'54.049P	307,7	11:09'05.644
36	35.411	27.612	17.921	26.256	1'47.200P		11:10'52.844

23	21.634	26.340	17.313	25.616	1'30.903	306,8	10:28'47.742
24	21.596	26.299	17.396	25.570	1'30.861	305,1	10:30'18.603
25	21.669	26.335	17.371	25.669	1'31.044	304,2	10:31'49.647
26	21.696	26.380	17.388	25.710	1'31.174	302,5	10:33'20.821
27	21.720	26.278	17.386	25.672	1'31.056	302,5	10:34'51.877
28	21.716	26.380	17.408	25.730	1'31.234	305,1	10:36'23.111
29	23.035	29.485	19.892	13'39.846	14'52.258P	303,4	10:51'15.369
30	37.938	30.985	19.694	9'49.277	11'17.894P		11:02'33.263
31	38.072	26.963	17.576	25.496	1'48.107P		11:04'21.370
32	21.558	26.175	17.215	25.396	1'30.344	306,8	11:05'51.714
33	21.520	26.220	17.378	25.583	1'30.701	305,9	11:07'22.415
34	21.569	26.352	17.882	25.966	1'31.769	309,5	11:08'54.184
35	21.685	26.328	17.433	25.522	1'30.968	305,1	11:10'25.152

3° 21 M. RINALDI [1'30.501]							
Lap	Seg1	Seg2	Seg3	Seg4	Lap Time	km/h	Local Time
1							9:14'55.456
2	34.158	26.925	17.596	25.806	1'44.485P		9:16'39.941
3	21.885	26.283	17.403	25.594	1'31.165	308,6	9:18'11.106
4	21.665	26.265	17.281	25.599	1'30.810	308,6	9:19'41.916
5	21.666	26.131	17.390	25.605	1'30.792	308,6	9:21'12.708
6	21.770	29.970	19.962	8'19.695	9'31.397P	306,8	9:30'44.105
7	34.264	26.942	17.683	25.596	1'44.485P		9:32'28.590
8	21.699	28.224	17.817	25.657	1'33.397	306,8	9:34'01.987
9	21.566	26.110	17.265	25.560	1'30.501	311,2	9:35'32.488
10	21.693	26.252	17.274	25.730	1'30.949	311,2	9:37'03.437
11	21.795	31.489	18.240	26.386	1'37.910	310,3	9:38'41.347
12	21.907	26.437	17.476	25.832	1'31.652	306,8	9:40'12.999
13	23.944	31.086	18.804	10'15.991	11'29.825P	304,2	9:51'42.824
14	35.065	27.200	17.624	27.348	1'47.237P		9:53'30.061
15	21.517	26.160	17.380	25.820	1'30.877	307,7	9:55'00.938
16	21.605	26.287	17.424	25.831	1'31.147	305,9	9:56'32.085
17	21.754	32.360	23.373	26.426	1'43.913	309,5	9:58'15.998
18	22.099	28.682	19.253	9'46.997	10'57.031P	304,2	10:09'13.029
19	35.494	27.251	17.707	26.139	1'46.591P		10:10'59.620
20	21.958	26.415	17.861	26.076	1'32.310	305,9	10:12'31.930
21	21.872	26.518	17.506	25.965	1'31.861	305,9	10:14'03.791
22	22.043	26.540	17.589	25.839	1'32.011	308,6	10:15'35.802
23	21.854	26.475	17.512	26.156	1'31.997	307,7	10:17'07.799
24	21.818	26.519	17.580	26.075	1'31.992	308,6	10:18'39.791
25	24.070	31.163	20.011	18'31.594	19'46.838P	306,8	10:38'26.629
26	33.728	26.925	17.565	25.853	1'44.071P		10:40'10.700
27	21.742	36.997	18.098	25.928	1'42.765	305,9	10:41'53.465
28	21.869	26.448	17.557	25.766	1'31.640	309,5	10:43'25.105
29	21.877	31.947	18.492	25.951	1'38.267	310,3	10:45'03.372
30	27.766	30.720	19.715	14'43.345	16'01.546P	306,8	11:01'04.918
31	32.626	26.604	17.610	25.897	1'42.737P		11:02'47.655
32	21.711	26.257	17.430	25.792	1'31.190	306,8	11:04'18.845
33	21.709	26.378	17.481	30.032	1'35.600	308,6	11:05'54.445
34	21.747	26.241	17.498	25.730	1'31.216	311,2	11:07'25.661
35	22.171	28.438	19.540	57.381	2'07.530P	311,2	11:09'33.191
36	35.106	32.240	18.684	27.209	1'53.239P		11:11'26.430

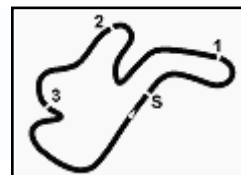
2° 55 A. LOCATELLI [1'30.344]							
Lap	Seg1	Seg2	Seg3	Seg4	Lap Time	km/h	Local Time
1							9:17'11.219
2	36.346	30.169	17.965	25.861	1'50.341P		9:19'01.560
3	21.904	26.540	17.365	25.675	1'31.484	302,5	9:20'33.044
4	21.780	26.455	17.359	25.585	1'31.179	305,1	9:22'04.223
5	21.631	26.367	17.390	25.978	1'31.366	305,1	9:23'35.589
6	21.746	26.441	17.412	25.685	1'31.284	305,1	9:25'06.873
7	21.578	27.280	17.896	5'52.663	6'59.417P	304,2	9:32'06.290
8	42.342	28.201	17.888	25.902	1'54.333P		9:34'00.623
9	21.746	27.845	17.756	26.945	1'34.292	308,6	9:35'34.915
10	21.588	26.326	17.438	25.395	1'30.747	307,7	9:37'05.662
11	21.573	26.544	17.500	25.796	1'31.413	310,3	9:38'37.075
12	21.791	26.476	17.528	25.791	1'31.586	302,5	9:40'08.661
13	21.784	26.560	17.507	25.798	1'31.649	303,4	9:41'40.310
14	23.985	29.929	18.711	16'59.183	18'11.808P	302,5	9:59'52.118
15	32.298	26.914	17.615	25.871	1'42.698P		10:01'34.816
16	21.790	26.543	17.678	25.843	1'31.854	303,4	10:03'06.670
17	21.807	26.665	17.478	25.743	1'31.693	305,1	10:04'38.363
18	21.725	26.560	17.451	25.792	1'31.528	305,9	10:06'09.891
19	21.803	26.548	17.543	27.181	1'33.075	305,1	10:07'42.966
20	22.063	26.618	17.796	15'17.209	16'23.686P	298,3	10:24'06.652
21	29.496	26.721	17.748	25.828	1'39.793P		10:25'46.445
22	21.562	26.192	17.221	25.419	1'30.394	305,9	10:27'16.839

4° 65 J. REA [1'30.716]							
Lap	Seg1	Seg2	Seg3	Seg4	Lap Time	km/h	Local Time
1							9:27'33.050
2	35.130	27.476	18.246	25.995	1'46.847P		9:29'19.897
3	22.007	26.414	17.809	25.790	1'32.020	303,4	9:30'51.917
4	21.809	26.653	17.744	25.928	1'32.134	302,5	9:32'24.051
5	21.800	26.293	17.636	25.926	1'31.655	304,2	9:33'55.706
6	21.824	26.253	18.105	31.814	1'37.996	301,7	9:35'33.702
7	21.798	26.335	17.562	25.846	1'31.541	305,9	9:37'05.243
8	21.798	26.397	17.620	14'00.375	15'06.190P	304,2	9:52'11.433

21/02/2023 P = Pits In/Out - C = Lap Time Cancelled

These data/results cannot be reproduced, stored and/or transmitted in whole or in part by any manner of electronic, mechanical, photocopying, recording, broadcasting or otherwise now known or herein after developed without the previous express consent by the copyright owner, except for reproduction in daily press and regular printed publications on sale to the public within 60 days of the event related to those data/results and always provided that copyright symbol appears together as follows below.

© DORNA WSBK ORGANIZATION Srl 2023



Phillip Island 4.445 m

DWO Phillip Island Official Test, 20-21 February 2023

Chronological Analysis Tuesday Free Practice 1

3 / 7

29	21.833	26.577	17.601	26.091	1'32.102	305,1	10:45'29.765	17	22.031	26.558	17.604	25.797	1'31.990	300,8	10:15'19.349
30	21.794	26.616	17.570	25.765	1'31.745	305,1	10:47'01.510	18	22.130	26.588	17.625	25.720	1'32.063	302,5	10:16'51.412
31	21.925	26.674	17.664	25.802	1'32.065	306,8	10:48'33.575	19	22.146	26.715	17.612	25.920	1'32.393	304,2	10:18'23.805
32	22.888	29.015	18.892	11'21.182	12'31.977P	305,1	11:01'05.552	20	22.078	26.701	17.752	25.858	1'32.389	303,4	10:19'56.194
33	32.552	26.681	17.667	25.620	1'42.520P		11:02'48.072	21	23.632	28.464	18.428	17'22.627	18'33.151P	304,2	10:38'29.345
34	21.707	26.397	17.520	25.570	1'31.194	311,2	11:04'19.266	22	33.207	27.265	17.811	25.898	1'44.181P		10:40'13.526
35	21.614	26.339	17.425	28.817	1'34.195	310,3	11:05'53.461	23	22.010	26.574	17.493	25.726	1'31.803	303,4	10:41'45.329
36	21.634	26.383	17.369	25.544	1'30.930	306,8	11:07'24.391	24	22.039	26.438	17.528	25.772	1'31.777	305,1	10:43'17.106

8° 87 R. GARDNER [1'31.236]

Lap	Seg1	Seg2	Seg3	Seg4	Lap Time	km/h	Local Time
1							9:21'09.287
2	35.377	28.259	18.219	27.125	1'48.980P		9:22'58.267
3	22.373	26.992	17.876	26.050	1'33.291	298,3	9:24'31.558
4	22.200	27.186	19.541	28.304	1'37.231	301,7	9:26'08.789
5	22.066	26.658	17.490	25.788	1'32.002	303,4	9:27'40.791
6	21.839	26.740	17.585	26.091	1'32.255	304,2	9:29'13.046
7	24.446	32.464	17.931	6'35.541	7'50.382P	300,0	9:37'03.428
8	36.421	29.608	22.228	33.517	2'01.774P		9:39'05.202
9	21.810	26.522	17.307	25.715	1'31.354	302,5	9:40'36.556
10	21.665	26.407	17.428	25.736	1'31.236	305,1	9:42'07.792
11	24.750	28.564	18.148	26.076	1'37.538C	302,5	9:43'45.330
12	21.872	26.450	17.697	26.617	1'32.636C	300,0	9:45'17.966
13	21.827	26.572	18.003	17'41.721	18'48.123P	301,7	10:04'06.089
14	39.715	29.281	21.189	34.557	2'04.742P		10:06'10.831
15	22.071	26.867	17.700	25.899	1'32.537	304,2	10:07'43.368
16	22.059	26.755	17.516	25.893	1'32.223	305,1	10:09'15.591
17	22.101	26.740	17.731	26.598	1'33.170	303,4	10:10'48.761
18	22.083	26.817	20.732	34.771	1'44.403	300,8	10:12'33.164
19	22.063	26.624	17.565	25.934	1'32.186	303,4	10:14'05.350
20	24.578	30.995	19.522	18'24.569	19'39.664P	305,1	10:33'45.014
21	35.646	27.939	18.503	31.367	1'53.455P		10:35'38.469
22	22.276	26.986	17.604	26.817	1'33.683	299,2	10:37'12.152
23	22.056	26.817	17.544	25.981	1'32.398	301,7	10:38'44.550
24	22.052	31.398	17.580	8'04.079	9'15.109P	300,8	10:47'59.659
25	34.218	30.876	23.532	32.450	2'01.076P		10:50'00.735
26	21.799	26.381	17.482	26.050	1'31.712C	300,8	10:51'32.447
27	24.295	28.202	19.935	8'34.403	9'46.835P	305,9	11:01'19.282
28	33.532	27.623	18.291	26.046	1'45.492P		11:03'04.774
29	21.625	28.945	18.325	28.447	1'37.342	305,1	11:04'42.116
30	21.668	26.432	17.330	26.370	1'31.800	307,7	11:06'13.916
31	21.852	26.497	17.636	25.780	1'31.765	302,5	11:07'45.681
32	22.004	26.631	17.530	25.923	1'32.088	305,9	11:09'17.769
33	21.844	26.601	17.383	26.271	1'32.099	303,4	11:10'49.868

9° 47 A. BASSANI [1'31.323]

Lap	Seg1	Seg2	Seg3	Seg4	Lap Time	km/h	Local Time
1							9:20'06.978
2	40.300	29.423	18.708	27.251	1'55.682P		9:22'02.660
3	24.662	28.012	18.446	26.589	1'37.709	298,3	9:23'40.369
4	22.636	27.091	18.247	5'44.951	6'52.925P	304,2	9:30'33.294
5	34.317	28.350	19.088	26.916	1'48.671P		9:32'21.965
6	23.010	28.419	18.360	5'04.150	6'13.939P	303,4	9:38'35.904
7	33.663	27.647	17.883	25.916	1'45.109P		9:40'21.013
8	22.036	26.341	17.573	25.582	1'31.532	303,4	9:41'52.545
9	22.077	26.384	17.538	25.670	1'31.669	305,1	9:43'24.214
10	22.105	26.748	17.619	26.057	1'32.529	302,5	9:44'56.743
11	22.168	26.648	17.549	25.650	1'32.015	303,4	9:46'28.758
12	22.065	31.215	19.485	19'41.596	20'54.361P	304,2	10:07'23.119
13	33.765	27.672	17.973	26.145	1'45.555P		10:09'08.674
14	22.044	26.621	17.825	25.810	1'32.300	300,8	10:10'40.974
15	21.967	26.528	17.494	25.837	1'31.826	305,1	10:12'12.800
16	21.998	28.986	17.790	25.785	1'34.559	303,4	10:13'47.359

10° 31 G. GERLOFF [1'31.390]

Lap	Seg1	Seg2	Seg3	Seg4	Lap Time	km/h	Local Time
1							9:12'32.096
2	35.708	29.137	18.695	27.760	1'51.300P		9:14'23.396
3	22.888	29.809	18.413	8'52.649	10'03.759P	304,2	9:24'27.155
4	33.862	27.171	18.170	25.994	1'45.197P		9:26'12.352
5	22.246	26.770	17.628	26.126	1'32.770	310,3	9:27'45.122
6	21.974	26.506	17.614	25.987	1'32.081	311,2	9:29'17.203
7	21.957	26.482	17.609	25.966	1'32.014	310,3	9:30'49.217
8	21.807	26.448	17.472	25.954	1'31.681	309,5	9:32'20.898
9	21.819	26.419	17.536	26.056	1'31.830	309,5	9:33'52.728
10	25.973	32.397	17.977	15'18.790	16'35.137P	313,0	9:50'27.865
11	34.352	30.841	17.702	26.063	1'48.958P		9:52'16.823
12	21.966	26.517	17.681	26.042	1'32.206	310,3	9:53'49.029
13	21.815	26.513	17.620	26.019	1'31.967	311,2	9:55'20.996
14	21.804	26.569	17.518	26.036	1'31.927	311,2	9:56'52.923
15	22.058	30.225	17.677	26.085	1'36.045	312,1	9:58'28.968
16	22.479	30.437	17.789	16'09.978	17'20.683P	314,0	10:15'49.651
17	34.257	26.894	17.962	26.357	1'45.470P		10:17'35.121
18	21.960	26.619	17.695	26.118	1'32.392	309,5	10:19'07.513
19	22.007	26.612	17.689	26.241	1'32.549	311,2	10:20'40.062
20	22.096	26.601	17.754	26.423	1'32.874	312,1	10:22'12.936
21	22.588	30.142	18.717	12'32.736	13'44.183P	307,7	10:35'57.119
22	33.790	27.147	17.931	26.577	1'45.445P		10:37'42.564
23	22.259	26.859	17.677	26.273	1'33.068	309,5	10:39'15.632
24	22.148	26.707	17.674	26.300	1'32.829	309,5	10:40'48.461
25	22.186	26.819	17.605	26.631	1'33.241	308,6	10:42'21.702
26	22.476	28.088	17.846	17'58.426	19'06.836P	311,2	11:01'28.538
27	32.325	28.320	18.648	1'02.714	2'22.007P		11:03'50.545
28	33.411	27.543	18.271	26.240	1'45.465P		11:05'36.010
29	21.692	27.036	17.560	25.877	1'32.165	311,2	11:07'08.175
30	21.704	26.307	17.452	25.927	1'31.390	312,1	11:08'39.565
31	21.759	26.306	17.732	26.209	1'32.006	313,0	11:10'11.571

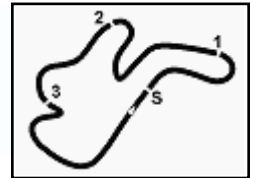
11° 77 D. AEGERTER [1'31.418]

Lap	Seg1	Seg2	Seg3	Seg4	Lap Time	km/h	Local Time
1							9:15'20.163
2	38.735	28.478	18.096	26.786	1'52.095P		9:17'12.258
3	22.223	26.829	17.605	26.071	1'32.728	298,3	9:18'44.986
4	21.898	27.070	17.551	25.950	1'32.469	300,0	9:20'17.455
5	21.848	26.659	17.534	25.882	1'31.923	302,5	9:21'49.378
6	21.724	26.731	17.515	25.886	1'31.856	302,5	9:23'21.234
7	21.894	26.714	17.468	25.935	1'32.011	300,8	9:24'53.245
8	21.890	26.639	17.450	27.722	1'33.701	301,7	9:26'26.946
9	21.836	26.665	17.604	26.033	1'32.138	301,7	9:27'59.084
10	21.775	26.674	17.585	26.367	1'32.401	303,4	9:29'31.485
11	21.935	29.172	19.308	13'06.750	14'17.165P	300,8	9:43'48.650
12	37.313	28.758	18.114	26.252	1'50.437CP		9:45'39.087

21/02/2023 P = Pits In/Dut - C = Lap Time Cancelled

These data/results cannot be reproduced, stored and/or transmitted in whole or in part by any manner of electronic, mechanical, photocopying, recording, broadcasting or otherwise now known or herein after developed without the previous express consent by the copyright owner, except for reproduction in daily press and regular printed publications on sale to the public within 60 days of the event related to those data/results and always provided that copyright symbol appears together as follows below.

© DORNA WSBK ORGANIZATION Srl 2023



Phillip Island 4.445 m

4 / 7

DWO Phillip Island Official Test, 20-21 February 2023

Chronological Analysis Tuesday Free Practice 1

13	21.897	26.506	17.533	25.837	1'31.773	299,2	9:47'10.860
14	21.853	26.346	17.407	25.812	1'31.418	300,0	9:48'42.278
15	21.842	26.426	17.476	25.873	1'31.617	300,0	9:50'13.895
16	21.966	27.077	17.571	26.172	1'32.786	298,3	9:51'46.681
17	21.850	27.256	17.742	26.214	1'33.062	301,7	9:53'19.743
18	21.864	26.942	17.552	26.038	1'32.396	303,4	9:54'52.139
19	21.876	26.703	17.546	25.961	1'32.086	300,0	9:56'24.225
20	24.216	32.851	19.134	18'27.768	19'43.969P	300,8	10:16'08.194
21	37.059	28.461	18.187	26.537	1'50.244P		10:17'58.438
22	22.153	26.996	17.680	26.097	1'32.926	295,1	10:19'31.364
23	21.923	26.765	17.561	25.978	1'32.227	301,7	10:21'03.591
24	21.987	26.692	17.648	26.014	1'32.341	300,8	10:22'35.932
25	21.985	26.630	17.598	26.113	1'32.326	302,5	10:24'08.258
26	21.857	26.636	17.549	25.992	1'32.034	304,2	10:25'40.292
27	25.103	29.599	18.457	18'02.757	19'15.916P	304,2	10:44'56.208
28	34.212	30.093	19.567	30.396	1'54.268P		10:46'50.476
29	21.817	26.541	17.389	25.851	1'31.598	301,7	10:48'22.074
30	24.739	30.160	19.813	11'39.162	12'53.874P	298,3	11:01'15.948
31	36.684	29.472	18.165	26.503	1'50.824P		11:03'06.772
32	21.586	26.481	17.467	25.893	1'31.427	307,7	11:04'38.199
33	27.721	28.591	18.422	40.527	1'55.261	311,2	11:06'33.460
34	21.869	26.581	17.558	25.949	1'31.957	305,1	11:08'05.417
35	21.713	26.641	17.584	25.915	1'31.853	303,4	11:09'37.270
36	21.828	26.525	17.550	25.900	1'31.803	301,7	11:11'09.073

13°		9 D. PETRUCCI [1'31.621]						
Lap	Seg 1	Seg 2	Seg 3	Seg 4	Lap Time	km/h	Local Time	
1							9:13'54.477	
2	35.982	28.010	18.546	26.357	1'48.895P		9:15'43.372	
3	22.408	26.837	18.088	26.146	1'33.479	305,9	9:17'16.851	
4	22.079	26.695	17.815	26.134	1'32.723	305,9	9:18'49.574	
5	22.129	26.517	17.723	25.951	1'32.320	308,6	9:20'21.894	
6	23.243	29.032	17.816	32.976	1'43.067	308,6	9:22'04.961	
7	22.104	26.468	17.544	25.899	1'32.015	306,8	9:23'36.976	
8	21.972	26.482	17.658	26.033	1'32.145	309,5	9:25'09.121	
9	25.147	31.436	19.461	23'53.457	25'09.501P	308,6	9:50'18.622	
10	34.705	27.608	18.175	27.438	1'47.926P		9:52'06.548	
11	22.061	26.730	17.864	26.032	1'32.687	306,8	9:53'39.235	
12	22.014	26.468	17.589	25.854	1'31.925	307,7	9:55'11.160	
13	22.668	29.884	24.587	27.686	1'44.825	305,9	9:56'55.985	
14	21.878	26.480	17.631	25.765	1'31.754	313,0	9:58'27.739	
15	24.446	31.829	22.319	20'53.788	22'12.382P	307,7	10:20'40.121	
16	34.951	29.012	18.147	26.063	1'48.173P		10:22'28.294	
17	22.254	30.315	18.291	26.075	1'36.935	304,2	10:24'05.229	
18	21.978	26.583	20.452	26.926	1'35.939	306,8	10:25'41.168	
19	21.950	31.998	18.816	5'06.024	6'18.788P	314,0	10:31'59.956	
20	34.639	27.347	17.720	25.836	1'45.542P		10:33'45.498	
21	21.873	27.446	18.184	25.990	1'33.493	305,1	10:35'18.991	
22	21.927	26.434	17.507	25.862	1'31.730	304,2	10:36'50.721	
23	21.937	26.463	17.575	25.816	1'31.791	305,9	10:38'22.512	
24	24.425	33.521	24.065	26.622	1'48.633	305,9	10:40'11.145	
25	21.848	26.429	17.524	25.978	1'31.779	311,2	10:41'42.924	
26	25.125	29.344	19.710	25.999	1'40.178	305,1	10:43'23.102	
27	21.883	26.586	17.556	25.938	1'31.963	311,2	10:44'55.065	
28	24.543	32.178	20.333	26.309	1'43.363	310,3	10:46'38.428	
29	25.648	30.041	19.386	15'51.204	17'06.279P	313,0	11:03'44.707	
30	29.858	27.195	17.826	25.913	1'40.792P		11:05'25.499	
31	22.020	26.331	17.523	25.747	1'31.621	305,9	11:06'57.120	
32	24.460	31.855	20.581	26.313	1'43.209	313,0	11:08'40.329	
33	21.955	26.418	18.748	26.778	1'33.899	307,7	11:10'14.228	

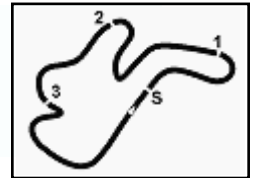
12°		22 A. LOWES [1'31.549]						
Lap	Seg 1	Seg 2	Seg 3	Seg 4	Lap Time	km/h	Local Time	
1							9:10'09.715	
2	33.437	35.663	17.970	26.530	1'53.600P		9:12'03.315	
3	22.046	26.339	17.413	25.761	1'31.559	302,5	9:13'34.874	
4	21.777	26.407	17.531	25.887	1'31.602	305,9	9:15'06.476	
5	21.848	26.383	17.433	25.885	1'31.549	303,4	9:16'38.025	
6	21.760	36.192	19.164	6'10.682	7'27.798P	304,2	9:24'05.823	
7	39.541	27.492	17.971	26.454	1'51.458P		9:25'57.281	
8	21.928	26.569	17.746	26.529	1'32.772	308,6	9:27'30.053	
9	21.879	26.423	17.579	26.073	1'31.954	304,2	9:29'02.007	
10	21.923	26.417	17.467	25.995	1'31.802	302,5	9:30'33.809	
11	21.945	26.563	17.523	26.000	1'32.031	305,1	9:32'05.840	
12	21.820	26.457	17.513	26.100	1'31.890	302,5	9:33'37.730	
13	21.788	26.405	17.516	26.185	1'31.894	302,5	9:35'09.624	
14	21.801	26.360	17.535	26.018	1'31.714	302,5	9:36'41.338	
15	27.005	31.439	19.628	6'13.400	7'31.472P	305,9	9:44'12.810	
16	41.074	27.946	18.041	27.559	1'54.620CP		9:46'07.430	
17	22.082	26.715	17.620	26.050	1'32.467	305,1	9:47'39.897	
18	22.032	38.528	17.699	26.116	1'44.375C	304,2	9:49'24.272	
19	22.149	26.620	17.673	26.110	1'32.552	305,1	9:50'56.824	
20	23.969	28.809	18.267	12'56.798	14'07.843P	305,9	10:05'04.667	
21	39.057	27.368	17.979	26.252	1'50.656P		10:06'55.323	
22	21.998	26.446	17.586	25.929	1'31.959	303,4	10:08'27.282	
23	21.958	26.339	17.631	25.982	1'31.910	305,1	10:09'59.192	
24	21.881	26.544	17.700	26.187	1'32.312	303,4	10:11'31.504	
25	22.169	26.639	17.724	26.108	1'32.640	303,4	10:13'04.144	
26	21.985	26.631	17.597	26.145	1'32.358	303,4	10:14'36.502	
27	24.555	29.291	18.213	9'49.543	11'01.602P	305,9	10:25'38.104	
28	47.435			22'29.715P			10:48'07.819	
29	38.006	27.180	17.844	28.414	1'51.444P		10:49'59.263	
30	21.973	26.385	17.482	25.959	1'31.799C	304,2	10:51'31.062	
31	24.085	29.457	20.116	8'36.656	9'50.314P	305,1	11:01'21.376	
32	37.022	27.218	17.791	25.989	1'48.020P		11:03'09.396	
33	21.861	26.395	17.383	25.922	1'31.561	307,7	11:04'40.957	
34	28.634	27.317	18.614	28.212	1'42.777	305,9	11:06'23.734	
35	22.106	26.473	17.522	25.961	1'32.062	303,4	11:07'55.796	
36	21.916	26.434	17.618	26.117	1'32.085	308,6	11:09'27.881	

14°		45 S. REDDING [1'31.732]						
Lap	Seg 1	Seg 2	Seg 3	Seg 4	Lap Time	km/h	Local Time	
1							9:11'24.426	
2	36.566	28.390	18.401	27.366	1'50.723P		9:13'15.149	
3	22.525	26.945	17.962	26.119	1'33.551	305,1	9:14'48.700	
4	22.095	26.664	17.596	26.090	1'32.445	306,8	9:16'21.145	
5	22.172	29.311	18.668	26.324	1'36.475	306,8	9:17'57.620	
6	22.191	26.925	17.612	26.032	1'32.760	308,6	9:19'30.380	
7	22.112	26.645	17.552	25.957	1'32.266	305,9	9:21'02.646	
8	24.401	28.065	18.441	12'58.842	14'09.749P	310,3	9:35'12.395	
9	34.046	29.299	19.385	28.654	1'51.384P		9:37'03.779	
10	22.068	35.814	18.207	8'01.841	9'17.930P	313,0	9:46'21.709	
11	32.025	28.864	18.999	27.381	1'47.269P		9:48'08.978	
12	22.314	26.927	17.879	26.241	1'33.361	305,9	9:49'42.339	
13	22.245	26.950	17.883	26.378	1'33.456	303,4	9:51'15.795	
14	22.985	27.237	17.795	14'55.037	16'03.054P	304,2	10:07'18.849	
15	35.659	27.761	18.160	29.087	1'50.667P		10:09'09.516	
16	22.211	26.855	17.823	26.364	1'33.253	308,6	10:10'42.769	
17	22.201	26.690	17.633	26.224	1'32.748	308,6	10:12'15.517	
18	22.262	27.049	17.806	5'19.785	6'26.902P	306,8	10:18'42.419	
19	32.907	28.260	18.331	29.734	1'49.232P		10:20'31.651	
20	22.031	26.503	17.485	25.901	1'31.920	306,8	10:22'03.571	
21	22.040	32.554	17.921	26.340	1'38.855	307,7	10:23'42.426	
22	21.931	26.533	17.541	25.828	1'31.833	310,3	10:25'14.259	
23	22.941	27.520	17.822	26.257	1'34.540	311,2	10:26'48.799	
24	22.009	26.474	17.585	26.128	1'32.196	310,3	10:28'20.995	

21/02/2023 P = Pits In/Out - C = Lap Time Cancelled

These data/results cannot be reproduced, stored and/or transmitted in whole or in part by any manner of electronic, mechanical, photocopying, recording, broadcasting or otherwise now known or herein after developed without the previous express consent by the copyright owner, except for reproduction in daily press and regular printed publications on sale to the public within 60 days of the event related to those data/results and always provided that copyright symbol appears together as follows below.

© DORNA WSBK ORGANIZATION Srl 2023



Phillip Island 4.445 m

DWO Phillip Island Official Test, 20-21 February 2023
Chronological Analysis Tuesday Free Practice 1

5 / 7

25	23.442	29.552	18.342	8'46.051	9'57.387P	306,8	10:38'18.382	16	22.183	26.888	17.812	26.244	1'33.127	296,7	10:03'52.050
26	39.945	30.089	18.175	27.533	1'55.742P		10:40'14.124	17	22.154	26.902	17.916	26.380	1'33.352	297,5	10:05'25.402
27	22.002	26.578	17.486	25.896	1'31.962	314,0	10:41'46.086	18	22.243	26.967	17.892	26.360	1'33.462	300,0	10:06'58.864
28	27.315	27.325	18.801	25.870	1'39.311	313,0	10:43'25.397	19	22.308	27.088	18.078	26.537	1'34.011	296,7	10:08'32.875
29	21.966	30.925	19.540	25.911	1'38.342	315,8	10:45'03.739	20	24.891	29.259	18.946	13'12.603	14'25.699P	291,9	10:22'58.574
30	22.220	28.179	17.732	15'00.648	16'08.779P	313,0	11:01'12.518	21	33.917	27.578	17.845	26.411	1'45.751P		10:24'44.325
31	33.329	31.715	19.458	27.878	1'52.380P		11:03'04.898	22	21.977	26.530	17.600	25.883	1'31.990	298,3	10:26'16.315
32	22.004	26.422	19.013	30.454	1'37.893	303,4	11:04'42.791	23	22.143	26.675	17.867	28.102	1'34.787	302,5	10:27'51.102
33	22.031	26.403	22.001	35.818	1'46.253	315,8	11:06'29.044	24	21.968	26.822	17.762	26.096	1'32.648	300,0	10:29'23.750
34	22.095	28.810	17.700	28.860	1'37.465	308,6	11:08'06.509	25	22.151	26.829	17.813	26.242	1'33.035	297,5	10:30'56.785
35	21.851	26.526	17.544	25.811	1'31.732	314,9	11:09'38.241	26	22.189	26.622	17.672	26.235	1'32.718	295,9	10:32'29.503
36	24.361	29.617	19.635	30.576	1'44.189	295,9	11:11'22.430	27	22.039	26.826	17.783	26.371	1'33.019	296,7	10:34'02.522
								28	22.359	26.853	17.861	52.757	1'59.830P	293,5	10:36'02.352
								29	31.577	26.984	17.836	26.216	1'42.613P		10:37'44.965
								30	22.063	26.740	17.719	26.171	1'32.693	303,4	10:39'17.658
								31	22.106	26.735	17.939	26.313	1'33.093	299,2	10:40'50.751
								32	25.161	27.010	17.984	20'29.402	21'39.557P	295,1	11:02'30.308
								33	30.813	27.975	18.231	26.649	1'43.668P		11:04'13.976
								34	22.462	26.990	17.955	26.193	1'33.600	294,3	11:05'47.576
								35	22.202	26.861	17.860	26.360	1'33.283	295,1	11:07'20.859
								36	22.171	26.890	17.943	26.278	1'33.282	296,7	11:08'54.141
								37	22.169	34.495	29.999	54.779	2'21.442	296,7	11:11'15.583

15° 60 M. VAN DER MARK [1'31.852]

Lap	Seg1	Seg2	Seg3	Seg4	Lap Time	km/h	Local Time
1							9:13'36.429
2	34.420	28.837	18.371	28.813	1'50.441P		9:15'26.870
3	22.002	26.979	17.788	25.864	1'32.633	308,6	9:16'59.503
4	23.267	27.110	17.805	25.979	1'34.161	308,6	9:18'33.664
5	22.047	26.724	17.745	25.963	1'32.479	306,8	9:20'06.143
6	21.961	26.677	17.701	25.973	1'32.312	308,6	9:21'38.455
7	23.937	27.445	18.030	6'48.447	7'57.859P	305,1	9:29'36.314
8	33.935	26.942	17.844	25.956	1'44.677P		9:31'20.991
9	21.844	26.516	17.584	25.908	1'31.852	306,8	9:32'52.843
10	21.901	26.591	21.941	27.351	1'37.784	306,8	9:34'30.627
11	21.953	26.637	17.684	26.107	1'32.381	306,8	9:36'03.008
12	22.009	26.912	17.773	26.138	1'32.832	304,2	9:37'35.840
13	22.126	30.299	18.682	18'05.621	19'16.728P	304,2	9:56'52.568
14	33.017	26.797	17.806	26.129	1'43.749P		9:58'36.317
15	21.982	27.000	17.701	26.107	1'32.790	309,5	10:00'09.107
16	22.082	27.265	17.890	26.242	1'33.479	309,5	10:01'42.586
17	22.230	26.889	17.791	26.252	1'33.162	304,2	10:03'15.748
18	22.136	26.835	17.769	16'56.479	18'03.219P	308,6	10:21'18.967
19	35.037	28.218	19.313	28.167	1'50.735P		10:23'09.702
20	22.387	27.012	17.778	26.281	1'33.458	299,2	10:24'43.160
21	22.020	26.720	17.758	26.335	1'32.833	304,2	10:26'15.993
22	22.177	27.487	17.881	26.425	1'33.970	305,9	10:27'49.963
23	23.492	27.214	17.874	26.375	1'34.955	305,9	10:29'24.918
24	22.284	27.030	19.610	16'40.946	17'49.870P	306,8	10:47'14.788
25	34.708	28.667	18.732	12'52.806	14'14.913P		11:01'29.701
26	32.309	28.074	18.447	38.522	1'57.352P		11:03'27.052
27	21.964	26.613	17.686	25.856	1'32.119	307,7	11:04'59.173
28	21.831	26.413	17.598	26.090	1'31.932	305,9	11:06'31.104
29	21.834	26.615	17.856	28.541	1'34.846	310,3	11:08'05.950
30	21.892	26.703	17.699	25.974	1'32.268	310,3	11:09'38.218

17° 66 T. SYKES [1'32.075]

Lap	Seg1	Seg2	Seg3	Seg4	Lap Time	km/h	Local Time
1							9:22'31.730
2	35.556	28.647	18.200	27.193	1'49.596P		9:24'21.326
3	22.926	27.549	17.929	26.535	1'34.939	295,9	9:25'56.265
4	22.301	27.100	17.784	26.540	1'33.725	295,9	9:27'29.990
5	22.464	26.920	17.588	26.273	1'33.245	288,0	9:29'03.235
6	22.292	26.868	17.678	26.107	1'32.945	295,1	9:30'36.180
7	23.106	28.085	18.198	17'51.600	19'00.989P	295,9	9:49'37.169
8	35.165	28.065	19.114	27.003	1'49.347P		9:51'26.516
9	23.074	27.614	17.799	26.229	1'34.716	292,7	9:53'01.232
10	22.173	26.761	17.706	26.136	1'32.776	297,5	9:54'34.008
11	22.290	31.319	18.169	26.710	1'38.488	296,7	9:56'12.496
12	22.230	26.808	17.575	26.065	1'32.678	295,1	9:57'45.174
13	22.096	26.649	17.522	26.024	1'32.291	295,1	9:59'17.465
14	22.828	27.907	18.170	20'12.201	21'21.106P	295,1	10:20'38.571
15	35.848	31.596	18.070	26.497	1'52.011P		10:22'30.582
16	22.312	26.877	17.633	26.293	1'33.115	295,9	10:24'03.697
17	22.208	26.705	17.679	26.089	1'32.681	294,3	10:25'36.378
18	23.424	29.704	17.690	26.048	1'36.866	295,1	10:27'13.244
19	22.226	26.782	17.549	26.119	1'32.676	302,5	10:28'45.920
20	24.200	27.736	18.061	14'40.594	15'50.591P	293,5	10:44'36.511
21	36.788	31.005	18.667	26.295	1'52.755P		10:46'29.266
22	22.117	26.677	17.608	25.882	1'32.284	295,1	10:48'01.550
23	21.995	26.536	17.548	25.996	1'32.075	295,9	10:49'33.625
24	22.498	28.114	17.867	26.806	1'35.285	295,9	10:51'08.910
25	22.307	28.629	22.756	11'32.114	12'45.806P	294,3	11:03'54.716
26	33.633	27.479	18.006	26.232	1'45.350P		11:05'40.066
27	22.106	26.628	17.633	26.111	1'32.478	293,5	11:07'12.544
28	22.094	26.647	17.609	25.938	1'32.288	299,2	11:08'44.832
29	22.145	28.225	17.948	26.481	1'34.799	300,8	11:10'19.631

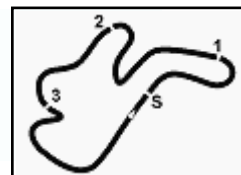
18° 97 X. VERGE [1'32.138]

Lap	Seg1	Seg2	Seg3	Seg4	Lap Time	km/h	Local Time
1							9:11'56.763
2	41.667	28.498	18.235	26.458	1'54.858P		9:13'51.621
3	22.867	27.254	18.084	26.561	1'34.766	309,5	9:15'26.387
4	22.206	26.995	17.874	26.000	1'33.075	309,5	9:16'59.462
5	24.029	27.354	17.991	26.049	1'35.423	310,3	9:18'34.885
6	22.103	26.764	17.697	25.972	1'32.536	313,0	9:20'07.421

21/02/2023 P = Pits In/Out - C = Lap Time Cancelled

These data/results cannot be reproduced, stored and/or transmitted in whole or in part by any manner of electronic, mechanical, photocopying, recording, broadcasting or otherwise now known or herein after developed without the previous express consent by the copyright owner, except for reproduction in daily press and regular printed publications on sale to the public within 60 days of the event related to those data/results and always provided that copyright symbol appears together as follows below.

© DORNA WSBK ORGANIZATION Srl 2023



Phillip Island 4.445 m

DWO Phillip Island Official Test, 20-21 February 2023

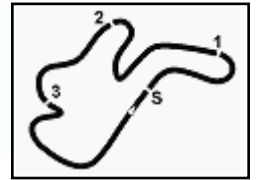
Chronological Analysis Tuesday Free Practice 1

6 / 7

7	22.099	26.814	17.778	25.909	1'32.600	313,0	9:21'40.021	8	22.651	27.122	17.973	26.339	1'34.085C	290,3	9:45'59.521
8	22.023	26.674	17.798	26.093	1'32.588	312,1	9:23'12.609	9	22.550	27.163	17.995	26.369	1'34.077	291,9	9:47'33.598
9	22.164	32.340	19.087	8'50.469	10'04.060P	307,7	9:33'16.669	10	22.683	27.268	17.905	26.372	1'34.228	293,5	9:49'07.826
10	37.135	28.042	18.051	31.855	1'55.083P		9:35'11.752	11	22.527	27.436	19.238	14'32.860	15'42.061P	292,7	10:04'49.887
11	21.895	26.719	17.739	25.785	1'32.138	312,1	9:36'43.890	12	41.451	29.080	18.593	26.797	1'55.921P		10:06'45.808
12	21.939	26.767	17.742	26.048	1'32.496	313,0	9:38'16.386	13	22.664	27.246	17.978	26.447	1'34.335	290,3	10:08'20.143
13	27.082	27.242	17.802	26.023	1'38.149	307,7	9:39'54.535	14	22.560	27.366	23.788	28.173	1'41.887	294,3	10:10'02.030
14	22.140	26.914	17.851	15'20.489	16'27.394P	309,5	9:56'21.929	15	22.508	27.320	18.060	26.523	1'34.411	291,1	10:11'36.441
15	35.580	28.966	17.900	26.029	1'48.475P		9:58'10.404	16	22.503	27.268	17.905	26.310	1'33.986	295,9	10:13'10.427
16	22.135	26.911	17.815	26.345	1'33.206	309,5	9:59'43.610	17	22.564	27.372	18.431	26.505	1'34.872	295,1	10:14'45.299
17	22.045	26.776	17.787	26.067	1'32.675	308,6	10:01'16.285	18	23.833	30.861	18.608	21'36.863	22'50.165P	294,3	10:17'35.464
18	22.044	26.946	17.741	26.151	1'32.882	310,3	10:02'49.167	19	42.291	29.079	18.890	26.793	1'57.053P		10:39'32.517
19	22.117	27.430	17.877	26.029	1'33.453	307,7	10:04'22.620	20	22.679	27.293	18.026	27.462	1'35.460	290,3	10:41'07.977
20	22.089	26.779	18.136	13'13.329	14'20.333P	310,3	10:18'42.953	21	23.126	27.375	18.142	26.469	1'35.112	274,1	10:42'43.089
21	33.757	28.483	18.021	31.734	1'51.995P		10:20'34.984	22	22.539	27.277	17.895	26.292	1'34.003	292,7	10:44'17.092
22	22.122	27.045	17.906	26.050	1'33.123	311,2	10:22'08.071	23	22.521	27.391	17.993	26.482	1'34.387	291,9	10:45'51.479
23	22.034	26.984	17.840	26.091	1'32.949	309,5	10:23'41.020	24	22.519	27.267	17.950	26.359	1'34.095	292,7	10:47'25.574
24	22.186	26.931	17.889	26.092	1'33.098	309,5	10:25'14.118	25	22.714	31.181	18.591	13'19.241	14'31.727P	294,3	11:01'57.301
25	22.423	30.168	18.965	10'11.261	11'22.817P	310,3	10:36'36.935	26	38.178	28.751	18.316	26.473	1'51.718P		11:03'49.019
26	38.089	27.483	17.801	26.007	1'49.380P		10:38'26.315	27	22.479	27.070	17.778	26.320	1'33.647	293,5	11:05'22.666
27	22.053	26.902	17.819	26.058	1'32.832	311,2	10:39'59.147	28	22.373	27.127	18.113	26.553	1'34.166	294,3	11:06'56.832
28	22.000	26.953	17.849	26.191	1'32.993	308,6	10:41'32.140	29	22.498	27.184	17.947	26.416	1'34.045	294,3	11:08'30.877
29	22.012	26.813	17.939	26.102	1'32.866	309,5	10:43'05.006	30	22.497	27.099	17.899	26.486	1'33.981	298,3	11:10'04.858
30	22.095	26.885	18.365	5'20.836	6'28.181P	308,6	10:49'33.187								

19° 76 L. BAZ [1'32.474]								21° 52 D. KONIG [1'33.899]							
Lap	Seg1	Seg2	Seg3	Seg4	Lap Time	km/h	Local Time	Lap	Seg1	Seg2	Seg3	Seg4	Lap Time	km/h	Local Time
1							9:10'47.022	2	35.400	27.729	18.507	26.657	1'48.293P		9:32'49.268
2	34.677	29.773	19.600	6'11.964	7'36.014P		9:18'23.036	3	22.973	27.142	18.164	26.517	1'34.796	293,5	9:36'12.357
3	34.158	27.694	18.081	26.027	1'45.960P		9:20'08.996	4	22.629	27.172	17.852	26.431	1'34.084	293,5	9:37'46.441
4	22.227	27.386	17.879	27.326	1'34.818	305,9	9:21'43.814	5	22.553	27.024	17.858	26.464	1'33.899	291,9	9:39'20.340
5	22.205	26.699	17.803	26.074	1'32.781	303,4	9:23'16.595	6	22.552	27.063	21.627	27.002	1'38.244	292,7	9:40'58.584
6	22.156	26.808	17.828	25'40.242	26'47.034P	304,2	9:50'03.629								
7	35.107	28.073	18.123	26.531	1'47.834P		9:51'51.463								
8	22.144	26.905	17.736	26.016	1'32.801	306,8	9:53'24.264								
9	22.113	26.725	17.657	26.231	1'32.726	305,9	9:54'56.990								
10	22.099	26.657	17.784	26.207	1'32.747	305,1	9:56'29.737								
11	22.037	26.696	17.674	26.112	1'32.519	306,8	9:58'02.256								
12	23.707	30.786	20.953	18'23.512	19'38.958P	305,9	10:17'41.214								
13	32.449	30.058	19.033	26.600	1'48.140P		10:19'29.354								
14	22.038	26.723	17.682	26.118	1'32.561	302,5	10:21'01.915								
15	22.051	26.717	17.685	26.074	1'32.527	306,8	10:22'34.442								
16	24.151	27.287	18.497	26.490	1'36.425	306,8	10:24'10.867								
17	22.081	26.745	18.005	8'23.507	9'30.338P	308,6	10:33'41.205								
18	37.110	31.124	18.858	29.099	1'56.191P		10:35'37.396								
19	22.177	30.201	17.977	26.638	1'36.993	300,0	10:37'14.389								
20	22.084	26.794	17.616	26.020	1'32.514	306,8	10:38'46.903								
21	22.098	26.735	17.738	21'19.574	22'26.145P	303,4	11:01'13.048								
22	33.493	29.249	21.591	28.277	1'52.610P		11:03'05.658								
23	22.051	26.765	17.673	25.985	1'32.474	309,5	11:04'38.132								
24	22.040	26.642	17.732	26.237	1'32.651	307,7	11:06'10.783								
25	22.699	29.542	17.810	26.208	1'36.259	304,2	11:07'47.042								
26	22.071	26.771	17.795	26.251	1'32.888	309,5	11:09'19.930								

20° 51 E. GRANADO [1'33.647]								22° 35 H. SYAHRIN [1'33.906]							
Lap	Seg1	Seg2	Seg3	Seg4	Lap Time	km/h	Local Time	Lap	Seg1	Seg2	Seg3	Seg4	Lap Time	km/h	Local Time
1							9:27'12.930	2	45.579	33.396	20.788	27.543	2'07.306P		9:18'30.949
2	45.260	34.854	23.006	27.260	2'10.380P		9:29'23.310	3	23.585	28.333	18.779	26.785	1'37.482	295,9	9:22'15.737
3	23.270	27.887	18.153	26.884	1'36.194	281,3	9:30'59.504	4	22.882	27.737	18.308	26.548	1'35.475	300,8	9:23'51.212
4	22.820	27.429	18.204	26.488	1'34.941	293,5	9:32'34.445	5	22.712	27.594	18.132	26.290	1'34.728	297,5	9:25'25.940
5	24.185	29.929	18.548	7'02.254	8'14.916P	274,1	9:40'49.361	6	22.949	27.497	18.094	26.398	1'34.938	300,0	9:27'00.878
6	47.291	28.873	18.259	26.750	2'01.173CP		9:42'50.534	7	22.836	27.346	18.087	26.457	1'34.726	295,1	9:28'35.604
7	23.117	27.365	17.945	26.475	1'34.902C	287,2	9:44'25.436	8	24.855	30.427	19.651	18'18.742	19'33.675P	288,8	9:48'09.279
								9	40.177	29.504	18.716	27.034	1'55.431P		9:50'04.710
								10	23.118	27.805	18.129	26.453	1'35.505	290,3	9:51'40.215
								11	22.845	27.471	18.063	26.404	1'34.783	296,7	9:53'14.998
								12	22.799	27.341	18.024	26.309	1'34.473	294,3	9:54'49.471
								13	25.699	34.615	20.265	12'38.186	13'58.765P	295,9	10:08'48.236
								14	38.958	28.983	20.503	26.818	1'55.262P		10:10'43.498
								15	22.655	27.203	18.061	26.315	1'34.234	301,7	10:12'17.732
								16	22.627	27.353	18.069	26.247	1'34.296	297,5	10:13'52.028
								17	22.705	28.094	17.952	26.227	1'34.978	294,3	10:15'27.006
								18	22.484	27.090	17.992	26.340	1'33.906	297,5	10:17'00.912
								19	25.579	31.845	19.839	15'39.311	16'56.574P	297,5	10:33'57.486
								20	38.049	32.108	18.650	27.358	1'56.165P		10:35'53.651
								21	23.021	27.556	18.302	26.865	1'35.744	293,5	10:37'29.395
								22	22.509	27.490	18.012	26.395	1'34.406	298,3	10:39'03.801
								23	22.526	27.312	18.073	26.426	1'34.337	299,2	10:40'38.138
								24	22.624	27.268	17.981	26.453	1'34.326	299,2	10:42'12.464
								25	22.514	27.383	18.002	26.356	1'34.255	300,8	10:43'46.719
								26	22.654						

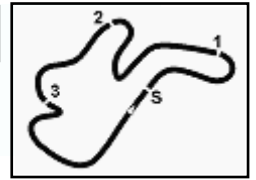


29	22.661	27.363	18.102	26.432	1'34.558	297,5	10:50'04.929
30	28.274	32.863	22.904	15'14.379	16'38.420P	294,3	11:06'43.349
31	39.521	29.453	18.682	30.176	1'57.832P		11:08'41.181
32	22.629	27.297	18.114	26.244	1'34.284	305,9	11:10'15.465

21/02/2023 P = Pits In/Dut - C = Lap Time Cancelled

These data/results cannot be reproduced, stored and/or transmitted in whole or in part by any manner of electronic, mechanical, photocopying, recording, broadcasting or otherwise now known or herein after developed without the previous express consent by the copyright owner, except for reproduction in daily press and regular printed publications on sale to the public within 60 days of the event related to those data/results and always provided that copyright symbol appears together as follows below.

© DORNA WSBK ORGANIZATION Srl 2023



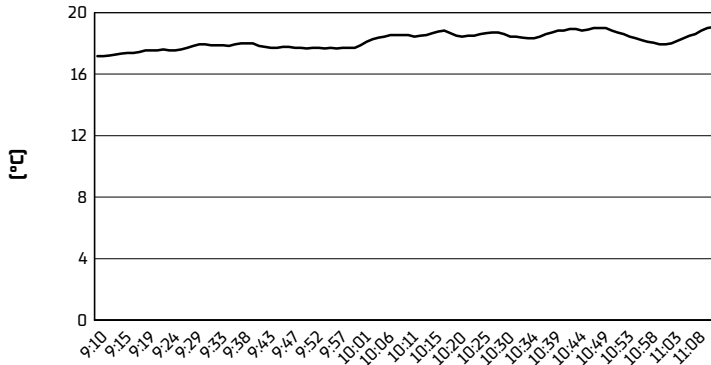
Phillip Island 4.445 m

DWO Phillip Island Official Test, 20-21 February 2023

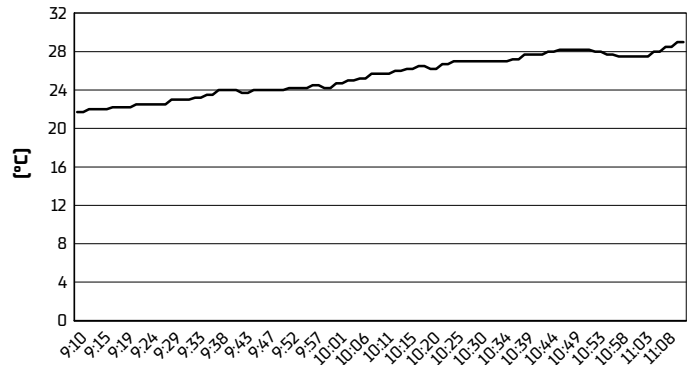
Weather Report Tuesday Free Practice 1

Session started 09:10 - Session ended 11:12

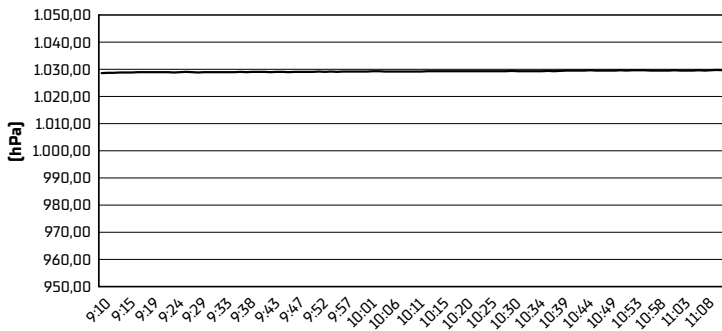
Air Temperature



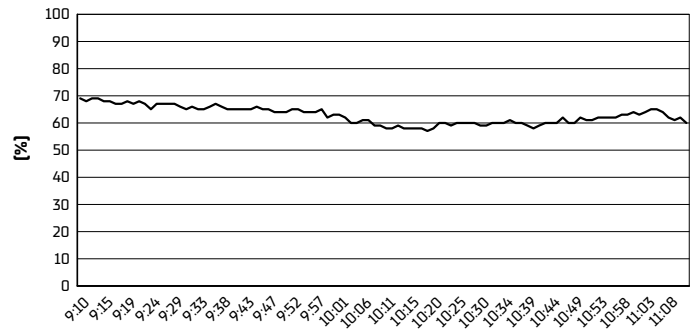
Track Temperature



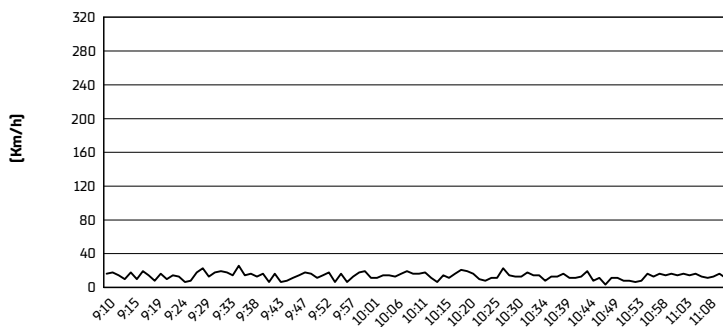
Air Pressure



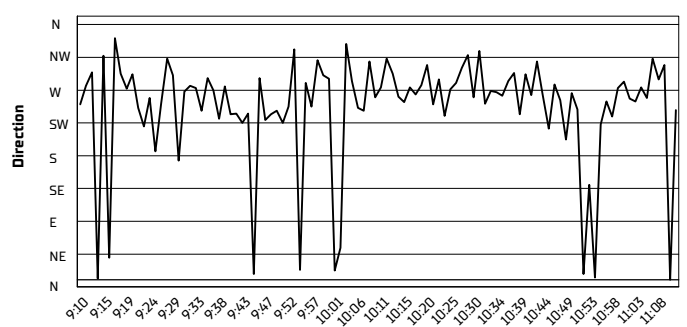
Humidity



Wind Speed



Wind Direction



21/02/2023

These data/results cannot be reproduced, stored and/or transmitted in whole or in part by any manner of electronic, mechanical, photocopying, recording, broadcasting or otherwise now known or herein after developed without the previous express consent by the copyright owner, except for reproduction in daily press and regular printed publications on sale to the public within 60 days of the event related to those data/results and always provided that copyright symbol appears together as follows below.

© DORNA WSBK ORGANIZATION Srl 2023