

8

CIRCUITO DE JEREZ - SUPERBIKE TEST

Thursday, January 26th 2023

RESULTS

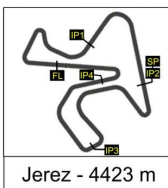
CONDICIONES ATMOSFERICAS: **Soleado**

ESTADO DE LA PISTA: **Seca**

Ord. #	Piloto	Licencia Club	Marca	NV	VR	Tiempo	Gap	Intv	VMax	
1	54	WSB Toprak RAZGATLIOGLU	TUR PATA YAMAHA WITH BRIX	YAMAHA	61	38	1:38.269	----	----	268,2
2	65	WSB Jonathan REA	GBR KAWASAKI RACING TEAM	KAWASAKI	56	53	1:38.352	0.083	0.083	269,4
3	1	WSB Alvaro BAUTISTA	ESP ARUBA.IT RACING - DUCA	DUCATI	86	65	1:38.449	0.180	0.097	279,4
4	21	WSB Michael Ruben RINALDI	ITA ARUBA.IT RACING - DUCA	DUCATI	67	67	1:38.646	0.377	0.197	276,0
5	22	WSB Alex LOWES	GBR KAWASAKI RACING TEAM	KAWASAKI	79	75	1:39.175	0.906	0.529	271,6
6	77	WSB Dominique AEGERTER	SWI GRT YAMAHA WORLDSBK	YAMAHA	71	70	1:39.193	0.924	0.018	266,8
7	55	WSB Andrea LOCATELLI	ITA PATA YAMAHA WITH BRIX	YAMAHA	69	51	1:39.280	1.011	0.087	268,6
8	9	WSB Danilo PETRUCCI	ITA BARNI SPARK RACING TE	DUCATI	54	52	1:39.311	1.042	0.031	271,2
9	7	WSB Iker LECUONA	ESP TEAM HRC WORLDSBK	HONDA	68	58	1:39.337	1.068	0.026	268,3
10	87	WSB Remy GARDNER	AUS GRT YAMAHA WORLDSBK	YAMAHA	76	70	1:39.464	1.195	0.127	266,9
11	76	WSB Loris BAZ	FRA BONOVO ACTION TEAM	BMW	61	61	1:39.517	1.248	0.053	269,3
12	45	WSB Scott REDDING	GBR BMW MOTORRAD WORLD	BMW	71	62	1:39.710	1.441	0.193	270,6
13	97	WSB Xavi VIERGE	ESP TEAM HRC WORLDSBK	HONDA	79	77	1:39.860	1.591	0.150	269,1
14	5	WSB Philipp OETTL	GER TEAM GOELEVELN	DUCATI	77	70	1:40.023	1.754	0.163	268,5
15	31	WSB Garrett GERLOFF	USA BONOVO ACTION TEAM	BMW	52	41	1:40.101	1.832	0.078	272,3
16	60	WSB Michael VD MARK	NED BMW MOTORRAD WORLD	BMW	77	74	1:40.221	1.952	0.120	266,6
17	66	WSB Tom SYKES	GBR KAWASAKI PUCSETTI RAC	KAWASAKI	36	33	1:40.750	2.481	0.529	262,4
18	34	WSB Lorenzo BALDASSARRI	ITA GMT94 YAMAHA	YAMAHA	65	29	1:40.975	2.706	0.225	260,9
19	121	WSB Florian MARINO	FRA KAWASAKI RACING TEAM	KAWASAKI	52	38	1:41.553	3.284	0.578	266,4
20	52	WSB Oliver KÖNIG	CZE VERDNATURA ORELAC	KAWASAKI	63	18	1:41.595	3.326	0.042	263,5
21	11	WSS Niccolo BULEGA	ITA ARUBA.IT RACING - DUCA	DUCATI	69	24	1:41.685	3.416	0.090	240,3
22	61	WSS Can ONCU	TUR KAWASAKI PUCSETTI RAC	KAWASAKI	72	46	1:41.858	3.589	0.173	237,5
23	64	WSS Federico CARICASULO	ITA ALTHEA RACING	DUCATI	68	58	1:42.012	3.743	0.154	239,3
24	40	SBK Roman RAMOS	ESP KAWASAKI PALMETO	KAWASAKI	54	41	1:42.087	3.818	0.075	256,1
25	99	WSS Adrian HUERTAS	ESP MTM RACING	KAWASAKI	39	12	1:42.923	4.654	0.836	238,1
26	122	STK Sam LOWES	GBR MARC VDS TEAM		59	49	1:43.062	4.793	0.139	253,3
27	19	WSS Andrea MANTOVANI	ITA EVAN BROS WORLDSSP Y	YAMAHA	88	27	1:43.149	4.880	0.087	237,8
28	27	WSS John MCPHEE	GBR VINCE64 RACING by PUCC	KAWASAKI	65	62	1:43.665	5.396	0.516	236,0
29	131	Roberto GARCIA	ESP CARDOSO RACING	YAMAHA	27	14	1:44.574	6.305	0.909	255,4
30	16	WSS Yuta OKAYA	JAP PRODINA TEAM	KAWASAKI	13	5	1:46.225	7.956	1.651	232,6
31	44	David MUÑOZ	ESP CARDOSO RACING	YAMAHA	34	6	1:47.138	8.869	0.913	252,5
32	222	Ana CARRASCO	ESP CARDOSO RACING	YAMAHA	42	42	1:48.906	10.637	1.768	226,7

Circuito de Jerez, 26 DE ENERO DE 2023

Hora:	Hora:	RESULTADOS PUBLICADOS A LAS 18:04 HORAS
-------	-------	---



CIRCUITO DE JEREZ - SUPERBIKE TEST

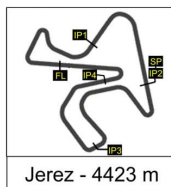
25th & 26th January 2023

TWO DAY COMBINED RESULTS

Ord. #	Piloto	Club	Marca	Neum	NVT	Sesion 1			Sesion 2			Mejor Tiempo
						VR	NV	Tiempo	VR	NV	Tiempo	
1	54 WSB Toprak RAZGATLIOGLU	PATA YAMAHA WITH BRIX WORLDS	YAMAHA	128	60	67	1:38.597	38	61	1:38.269	1:38.269	
2	65 WSB Jonathan REA	KAWASAKI RACING TEAM	KAWASAK	98	40	42	1:39.302	53	56	1:38.352	1:38.352	
3	1 WSB Alvaro BAUTISTA	ARUBA.IT RACING - DUCATI	DUCATI	174	78	88	1:38.852	65	86	1:38.449	1:38.449	
4	21 WSB Michael Ruben RINALDI	ARUBA.IT RACING - DUCATI	DUCATI	139	64	72	1:39.240	67	67	1:38.646	1:38.646	
5	22 WSB Alex LOWES	KAWASAKI RACING TEAM	KAWASAK	116	34	37	1:39.684	75	79	1:39.175	1:39.175	
6	77 WSB Dominique AEGERTER	GRT YAMAHA WORLDSBK TEAM	YAMAHA	160	69	89	1:39.934	70	71	1:39.193	1:39.193	
7	55 WSB Andrea LOCATELLI	PATA YAMAHA WITH BRIX WORLDS	YAMAHA	148	33	79	1:40.227	51	69	1:39.280	1:39.280	
8	9 WSB Danilo PETRUCCI	BARNI SPARK RACING TEAM	DUCATI	107	29	53	1:39.790	52	54	1:39.311	1:39.311	
9	7 WSB Iker LECUONA	TEAM HRC WORLDSBK	HONDA	136	49	68	1:39.883	58	68	1:39.337	1:39.337	
10	87 WSB Remy GARDNER	GRT YAMAHA WORLDSBK TEAM	YAMAHA	162	79	86	1:40.551	70	76	1:39.464	1:39.464	
11	76 WSB Loris BAZ	BONOVO ACTION TEAM	BMW	121	56	60	1:41.040	61	61	1:39.517	1:39.517	
12	45 WSB Scott REDDING	BMW MOTORRAD WORLDSBK TEAM	BMW	138	47	67	1:39.998	62	71	1:39.710	1:39.710	
13	97 WSB Xavi VIERGE	TEAM HRC WORLDSBK	HONDA	167	84	88	1:39.879	77	79	1:39.860	1:39.860	
14	5 WSB Philipp OETTL	TEAM GOELEN	DUCATI	144	61	67	1:40.234	70	77	1:40.023	1:40.023	
15	31 WSB Garrett GERLOFF	BONOVO ACTION TEAM	BMW	106	54	54	1:40.066	41	52	1:40.101	1:40.066	
16	60 WSB Michael VD MARK	BMW MOTORRAD WORLDSBK TEAM	BMW	142	60	65	1:40.770	74	77	1:40.221	1:40.221	
17	66 WSB Tom SYKES	KAWASAKI PUCETTI RACING	KAWASAK	75	22	39	1:40.883	33	36	1:40.750	1:40.750	
18	34 WSB Lorenzo BALDASSARRI	GMT94 YAMAHA	YAMAHA	132	51	67	1:41.726	29	65	1:40.975	1:40.975	
19	121 WSB Florian MARINO	KAWASAKI RACING TEAM	KAWASAK	63	7	11	1:43.215	38	52	1:41.553	1:41.553	
20	52 WSB Oliver KÖNIG	VERDNATURA ORELAC	KAWASAK	131	58	68	1:41.631	18	63	1:41.595	1:41.595	
21	11 WSS Niccolo BULEGA	ARUBA.IT RACING - DUCATI	DUCATI	122	44	53	1:42.454	24	69	1:41.685	1:41.685	
22	61 WSS Can ONCU	KAWASAKI PUCETTI RACING	KAWASAK	120	31	48	1:42.466	46	72	1:41.858	1:41.858	
23	64 WSS Federico CARICASULO	ALTHEA RACING	DUCATI	144	57	76	1:42.538	58	68	1:42.012	1:42.012	
24	40 SBK Roman RAMOS	KAWASAKI PALMETO	KAWASAK	110	56	56	1:43.139	41	54	1:42.087	1:42.087	
25	99 WSS Adrian HUERTAS	MTM RACING	KAWASAK	96	48	57	1:43.455	12	39	1:42.923	1:42.923	
26	122 STK Sam LOWES	MARC VDS TEAM		111	49	52	1:43.383	49	59	1:43.062	1:43.062	
27	19 WSS Andrea MANTOVANI	EVAN BROS WORLDSSP YAMAHA T	YAMAHA	171	76	83	1:43.066	27	88	1:43.149	1:43.066	
28	27 WSS John MCPHEE	VINCE64 RACING by PUCETTI	KAWASAK	120	55	55	1:46.116	62	65	1:43.665	1:43.665	
29	131 Roberto GARCIA	CARDOSO RACING	YAMAHA	66	26	39	1:44.381	14	27	1:44.574	1:44.381	
30	16 WSS Yuta OKAYA	PRODINA TEAM	KAWASAK	13	0	0	----	5	13	1:46.225	1:46.225	
31	44 David MUÑOZ	CARDOSO RACING	YAMAHA	64	20	30	1:47.673	6	34	1:47.138	1:47.138	
32	222 Ana CARRASCO	CARDOSO RACING	YAMAHA	82	40	40	1:49.538	42	42	1:48.906	1:48.906	

Circuito de Jerez, 26 DE ENERO DE 2023

Hora:	Hora:	RESULTADOS PUBLICADOS A LAS 18:04 HORAS
-------	-------	---



Jerez - 4423 m



10

CIRCUITO DE JEREZ - SUPERBIKE TEST

Thursday, January 26th 2023

LAP BY LAP

Vuelta	1	5	7	9	11	16	19	21	22	27	31	34
1	1:46.304	1:48.411	1:47.420	1:51.585	1:53.112	1:55.801	1:54.459	1:46.752	1:47.110	1:57.449	1:51.608	1:52.877
2	1:40.836	1:42.374	1:41.064	PIT EXIT	1:43.577	1:46.752	1:45.805	1:41.428	1:40.489	1:51.266	1:42.644	1:43.646
3	1:40.166	1:41.460	PIT EXIT	1:46.216	1:43.265	1:46.437	1:45.360	1:40.512	1:40.283	1:49.469	1:42.300	1:42.716
4	1:39.580	1:41.206	1:49.378	1:40.193	1:42.932	1:47.674	PIT EXIT	1:39.993	1:42.801	1:47.293	1:41.596	1:44.585
5	1:39.454	1:41.535	1:42.693	1:40.341	1:42.818	1:46.225*	1:48.796	1:40.048	1:39.999	1:46.940	1:41.154	1:42.192
6	PIT EXIT	1:41.554	1:41.158	1:40.531	PIT EXIT	1:49.415	1:44.614	1:39.493	1:40.289	1:46.797	1:41.194	1:45.486
7	1:48.111	1:41.066	1:40.336	1:40.187	PIT EXIT	PIT EXIT	1:43.967	PIT EXIT	PIT EXIT	1:46.902	1:41.226	PIT EXIT
8	1:39.284	1:40.983	PIT EXIT	PIT EXIT	1:46.876	1:54.073	1:43.907	1:47.793	1:51.978	PIT EXIT	PIT EXIT	1:49.981
9	1:39.579	PIT EXIT	1:50.760	1:47.519	1:43.239	1:47.968	1:44.172	1:40.665	1:40.787	1:50.125	2:08.968	1:43.170
10	1:39.468	1:47.933	1:40.696	1:40.628	1:43.270	1:48.196	1:43.963	1:40.271	1:40.909	1:45.948	1:45.682	1:42.345
11	1:39.334	1:41.643	1:40.405	1:43.668	1:43.227	1:46.930	1:44.007	PIT EXIT	1:40.966	1:45.370	1:41.582	1:42.202
12	PIT EXIT	1:41.659	1:40.986	1:40.823	1:43.466	PIT EXIT	1:45.462	1:49.613	1:49.017	1:45.134	PIT EXIT	1:48.983
13	1:44.878	1:41.078	PIT EXIT	1:40.419	PIT EXIT	PIT EXIT	PIT EXIT	1:40.776	1:40.740	1:45.138	1:47.740	1:42.420
14	1:39.638	1:41.190	1:47.480	1:40.179	1:48.132		1:51.535	1:39.924	PIT EXIT	1:45.389	1:41.948	PIT EXIT
15	1:39.617	PIT EXIT	1:44.675	1:46.367	1:42.777		1:44.250	1:40.195	1:51.310	1:45.267	1:41.613	1:49.836
16	1:39.848	1:46.786	1:40.545	1:40.128	1:42.741		1:43.931	1:39.925	1:40.604	1:45.521	PIT EXIT	1:43.048
17	1:40.203	1:40.558	1:40.786	1:40.282	1:42.596		1:43.784	1:40.002	1:40.429	PIT EXIT	1:56.430	1:43.262
18	1:39.626	1:40.394	PIT EXIT	PIT EXIT	1:42.520		1:44.422	PIT EXIT	1:40.656	1:50.652	1:42.095	1:42.780
19	1:39.656	1:40.561	1:49.005	1:45.330	1:42.662		1:43.883	PIT EXIT	1:40.388	1:45.619	1:41.814	1:42.269
20	PIT EXIT	1:40.602	1:40.349	1:39.969	1:43.067		PIT EXIT	1:46.684	PIT EXIT	1:45.410	1:41.886	1:42.440
21	1:45.065	PIT EXIT	1:39.922	1:39.936	1:43.151		1:51.838	1:40.114	1:51.965	1:45.217	1:41.896	PIT EXIT
22	1:40.112	1:53.711	PIT EXIT	1:40.098	PIT EXIT		1:44.424	1:40.076	1:40.484	1:45.398	PIT EXIT	1:47.326
23	1:39.438	1:41.451	1:49.122	1:39.704	1:46.256		1:44.198	1:39.592	1:40.529	1:45.526	1:48.503	1:42.474
24	1:39.328	1:41.699	1:40.181	1:47.019	1:41.685*		1:44.483	PIT EXIT	1:40.232	PIT EXIT	1:45.688	1:41.582
25	1:39.038	1:40.888	1:40.078	PIT EXIT	1:41.748		1:44.177	1:48.352	1:40.701	1:48.461	1:46.681	1:41.512
26	1:39.080	1:40.726	1:39.943	1:48.852	1:41.773		1:43.923	1:40.616	1:49.666	1:44.498	1:41.767	PIT EXIT
27	1:39.219	1:44.169	PIT EXIT	1:40.381	PIT EXIT		1:43.149*	1:40.546	1:40.829	1:44.405	PIT EXIT	1:49.637
28	PIT EXIT	PIT EXIT	1:48.253	1:40.370	1:50.943		1:43.776	1:40.123	1:40.025	1:44.938	1:47.990	1:41.678
29	PIT EXIT	1:46.927	1:40.519	1:40.126	1:44.918		PIT EXIT	PIT EXIT	PIT EXIT	PIT EXIT	1:41.094	1:40.975*
30	1:44.484	1:41.177	1:40.327	1:40.170	PIT EXIT		1:52.034	1:44.981	1:46.817	1:52.189	1:41.336	PIT EXIT
31	1:39.983	1:40.881	PIT EXIT	1:40.079	1:48.012		1:44.359	1:40.253	1:40.456	1:46.839	PIT EXIT	1:49.270
32	1:41.143	PIT EXIT	1:50.374	PIT EXIT	1:43.350		1:43.729	1:40.468	1:40.320	PIT EXIT	1:47.419	1:42.655
33	1:39.713	1:47.299	PIT EXIT	1:45.087	1:46.469		1:44.604	1:39.800	1:40.220	1:53.361	1:41.192	1:41.826
34	1:39.675	1:47.952	1:46.182	1:39.614	1:43.923		1:44.121	1:39.931	1:39.964	1:45.692	1:40.945	1:41.610
35	1:39.554	1:42.014	1:40.672	1:42.774	PIT EXIT		1:43.927	1:39.813	1:40.074	1:45.011	1:40.333	1:44.425
36	1:39.778	PIT EXIT	PIT EXIT	1:39.668	PIT EXIT		PIT EXIT	PIT EXIT	PIT EXIT	1:44.530	1:40.479	PIT EXIT
37	PIT EXIT	1:45.907	1:51.527	PIT EXIT	1:47.298		1:50.036	1:46.772	1:51.511	1:44.431	1:40.438	1:50.074
38	PIT EXIT	1:40.034	1:39.945	1:44.870	1:43.964		2:21.938	1:41.255	1:40.203	1:44.149	1:40.653	1:42.936
39	1:44.440	1:40.075	1:39.959	1:40.840	1:43.785		1:45.156	1:40.562	1:40.226	PIT EXIT	PIT EXIT	1:43.288
40	1:39.481	1:40.309	PIT EXIT	1:39.810	1:43.807		1:44.380	1:40.552	1:39.759	1:50.251	1:45.813	1:42.079
41	1:39.551	PIT EXIT	1:48.092	1:39.907	PIT EXIT		1:44.161	1:40.160	1:40.098	1:44.182	1:40.101*	1:42.165
42	1:39.666	1:47.419	1:40.690	PIT EXIT	1:52.858		1:44.067	PIT EXIT	1:39.933	1:43.761	1:40.433	1:41.935
43	1:39.214	1:41.123	1:40.974	1:44.428	1:42.905		1:44.125	1:44.046	1:40.456	1:44.164	1:40.860	1:41.682
44	1:39.176	1:40.851	PIT EXIT	1:39.549	1:42.821		PIT EXIT	1:41.669	1:40.232	1:45.365	1:40.887	PIT EXIT
45	1:39.067	1:40.651	1:46.977	PIT EXIT	1:45.737		1:47.503	1:40.725	1:40.442	PIT EXIT	1:40.926	1:49.354
46	1:39.315	PIT EXIT	1:41.530	1:43.542	1:43.401		1:43.917	1:40.637	1:40.357	2:02.501	1:40.771	1:41.732



CIRCUITO DE JEREZ - SUPERBIKE TEST

Thursday, January 26th 2023

LAP BY LAP

Vuelta	1	5	7	9	11	16	19	21	22	27	31	34
47	PIT EXIT	1:44.195	1:39.937	PIT EXIT	1:43.208		1:44.104	1:40.247	1:40.988	1:44.907	PIT EXIT	1:42.507
48	PIT EXIT	1:40.724	1:59.716	1:48.983	PIT EXIT		1:43.739	1:40.022	1:40.317	1:44.467	1:45.779	PIT EXIT
49	1:44.115	1:40.776	1:40.228	1:42.845	1:48.181		1:49.068	PIT EXIT	1:40.589	1:49.245	1:40.381	1:45.865
50	1:38.540	1:40.726	PIT EXIT	PIT EXIT	1:43.238		1:44.310	1:48.917	1:40.509	1:44.560	1:40.565	1:41.220
51	1:39.018	1:40.920	1:46.607	1:43.856	1:43.433		1:43.639	1:39.669	1:40.436	1:44.609	1:40.193	1:44.814
52	1:39.086	1:41.152	1:39.792	1:39.311*	PIT EXIT		1:43.482	1:39.192	PIT EXIT	1:44.590	PIT EXIT	1:41.206
53	1:39.573	PIT EXIT	1:39.640	PIT EXIT	1:53.909		PIT EXIT	1:39.232	1:47.801	1:44.991		1:46.434
54	PIT EXIT	1:44.484	1:40.057	PIT EXIT	1:42.671		1:51.422	1:38.888	1:40.380	1:44.461		PIT EXIT
55	PIT EXIT	1:40.375	PIT EXIT		1:42.653		1:43.447	1:45.346	1:40.709	1:44.929		PIT EXIT
56	1:44.840	1:43.400	1:46.229		PIT EXIT		1:43.450	PIT EXIT	1:40.570	1:44.990		1:53.655
57	1:38.686	1:40.369	1:39.603		1:48.498		1:43.417	1:46.683	1:40.077	1:45.721		1:41.974
58	1:38.977	1:44.889	1:39.337*		1:42.079		1:45.400	1:39.736	1:40.361	1:45.020		1:42.708
59	1:39.176	1:44.888	1:42.620		1:42.813		1:43.525	1:44.652	PIT EXIT	PIT EXIT		1:46.765
60	1:39.372	1:40.273	1:39.776		1:42.503		1:44.095	1:39.548	1:47.770	1:53.131		1:42.199
61	1:39.097	1:46.095	PIT EXIT		PIT EXIT		1:43.751	PIT EXIT	1:40.641	1:43.893		PIT EXIT
62	PIT EXIT	PIT EXIT	1:53.377		1:49.322		1:43.980	1:43.440	1:40.518	1:43.665*		1:50.082
63	PIT EXIT	1:48.637	1:40.533		1:43.243		1:49.789	1:38.814	PIT EXIT	1:43.830		1:41.751
64	1:43.529	1:40.861	1:49.967		1:43.195		PIT EXIT	1:38.981	1:47.121	1:44.139		1:41.636
65	1:38.449*	1:40.812	PIT EXIT		1:43.369		1:49.020	PIT EXIT	1:39.721	1:44.107		PIT EXIT
66	1:39.429	1:41.046	1:46.801		PIT EXIT		1:43.167	1:50.844	1:40.060			
67	1:38.879	PIT EXIT	1:40.257		1:49.420		1:44.030	1:38.646*	1:39.850			
68	1:39.186	1:47.429	1:40.377		1:46.342		1:43.625		PIT EXIT			
69	1:39.175	1:40.125			1:43.779		1:43.927		1:46.589			
70	PIT EXIT	1:40.023*					1:43.374		1:39.289			
71	PIT EXIT	1:43.350					1:43.938		1:49.973			
72	1:43.652	1:40.359					1:43.456		1:39.612			
73	1:39.121	PIT EXIT					PIT EXIT		PIT EXIT			
74	1:39.602	PIT EXIT					1:55.391		1:46.614			
75	1:39.349	PIT EXIT					1:43.665		1:39.175*			
76	1:39.410	PIT EXIT					1:50.391		1:43.777			
77	1:39.226	PIT EXIT					1:43.762		1:39.701			
78	1:39.065						1:43.671		PIT EXIT			
79	PIT EXIT						PIT EXIT		PIT EXIT			
80	PIT EXIT						1:53.455					
81	1:52.552						1:43.752					
82	1:39.249						1:43.639					
83	1:39.039						1:43.718					
84	1:39.279						1:43.393					
85	1:39.642						1:46.069					
86	PIT EXIT						1:43.970					
87							PIT EXIT					
88							PIT EXIT					



Jerez - 4423 m



10

CIRCUITO DE JEREZ - SUPERBIKE TEST

Thursday, January 26th 2023

LAP BY LAP

Vuelta	40	44	45	52	54	55	60	61	64	65	66	76
1	1:55.389	1:58.167	1:50.133	PIT EXIT	1:45.168	1:49.392	1:50.048	1:57.617	1:52.835	PIT EXIT	1:59.435	1:47.130
2	1:46.106	1:48.771	1:40.875	PIT EXIT	1:41.023	1:41.144	1:43.176	1:45.880	PIT EXIT	PIT EXIT	1:46.364	1:41.069
3	1:44.025	1:51.063	1:40.495	1:51.724	1:40.960	1:41.137	PIT EXIT	1:44.601	1:57.383	1:45.336	PIT EXIT	1:40.682
4	1:43.643	1:50.123	1:48.994	1:47.453	PIT EXIT	1:41.054	1:55.240	1:43.841	1:43.453	1:39.797	1:56.216	PIT EXIT
5	1:43.234	1:47.551	1:40.205	1:44.094	1:50.020	1:41.124	1:44.798	1:43.879	PIT EXIT	1:39.622	1:55.650	1:49.921
6	PIT EXIT	1:47.138*	1:40.110	1:42.967	1:41.278	1:41.204	PIT EXIT	PIT EXIT	1:58.929	1:39.273	1:43.149	1:41.005
7	1:54.380	1:47.916	1:40.301	PIT EXIT	PIT EXIT	PIT EXIT	1:48.601	1:49.335	1:43.659	PIT EXIT	PIT EXIT	1:40.959
8	1:43.080	PIT EXIT	1:42.790	1:59.073	1:46.395	1:53.509	1:41.680	1:43.786	1:43.756	1:48.803	1:48.661	1:44.337
9	1:42.834	2:09.858	PIT EXIT	2:01.308	1:39.723	1:40.514	1:41.126	1:44.628	1:43.492	1:39.647	1:41.572	1:40.794
10	1:44.530	1:49.129	1:49.748	1:44.580	1:39.260	1:40.209	1:41.110	PIT EXIT	1:45.295	1:42.685	PIT EXIT	PIT EXIT
11	1:42.992	1:48.104	1:44.336	PIT EXIT	1:39.732	1:40.050	1:44.072	1:52.182	1:43.248	PIT EXIT	1:53.658	1:50.190
12	PIT EXIT	1:47.658	1:44.794	PIT EXIT	PIT EXIT	1:42.092	1:41.027	1:42.698	1:43.103	PIT EXIT	1:41.525	1:41.568
13	1:51.669	1:47.631	PIT EXIT	PIT EXIT	1:46.601	1:41.577	1:40.740	1:50.251	PIT EXIT	1:50.826	1:46.652	1:45.002
14	1:43.614	1:47.986	1:54.598	1:53.449	1:40.870	PIT EXIT	1:40.847	PIT EXIT	1:51.189	1:39.715	PIT EXIT	1:41.308
15	1:43.497	1:47.422	PIT EXIT	1:42.043	PIT EXIT	1:56.591	PIT EXIT	1:55.897	1:43.939	1:41.717	1:50.574	PIT EXIT
16	1:43.152	1:47.470	1:52.326	1:41.859	1:48.107	1:40.000	1:46.522	1:42.565	1:43.354	1:40.146	1:42.213	1:45.541
17	PIT EXIT	1:47.345	1:41.263	1:44.119	1:39.010	1:39.788	1:41.244	1:42.493	PIT EXIT	PIT EXIT	PIT EXIT	1:41.167
18	1:51.160	1:47.379	1:41.559	1:41.595*	1:39.638	1:41.144	1:40.984	1:46.012	1:55.828	1:56.688	2:01.884	1:41.008
19	1:43.223	PIT EXIT	PIT EXIT	1:41.768	1:39.863	1:40.713	1:40.854	1:42.312	1:43.922	1:40.535	1:42.847	1:40.631
20	1:42.997	2:15.956	1:47.819	1:45.825	1:39.826	PIT EXIT	1:40.902	1:42.740	1:43.113	PIT EXIT	1:42.824	PIT EXIT
21	1:44.335	1:53.008	1:41.136	PIT EXIT	PIT EXIT	1:49.984	1:40.970	1:42.611	1:42.662	1:45.677	PIT EXIT	1:54.453
22	PIT EXIT	1:51.779	1:41.016	1:49.072	1:52.053	1:40.712	1:40.838	PIT EXIT	1:43.423	1:39.259	1:50.629	1:41.230
23	1:50.697	1:51.783	1:40.590	PIT EXIT	1:40.308	1:41.112	1:41.137	1:55.253	1:43.032	1:39.223	1:41.411	1:40.785
24	1:42.629	1:51.250	1:40.906	1:49.158	1:40.354	1:40.834	1:40.868	1:42.662	1:43.578	1:39.158	1:52.436	1:46.488
25	1:42.365	1:50.724	1:40.926	PIT EXIT	PIT EXIT	PIT EXIT	PIT EXIT	PIT EXIT	1:43.379	PIT EXIT	1:41.900	1:43.062
26	1:42.260	1:51.335	PIT EXIT	1:50.978	1:50.241	1:47.136	1:45.310	1:53.048	1:43.427	1:49.553	PIT EXIT	1:41.954
27	1:44.839	1:50.618	1:47.986	1:43.609	1:44.619	1:39.645	1:41.309	1:42.242	1:43.249	1:39.696	1:51.848	PIT EXIT
28	1:42.398	PIT EXIT	1:40.387	1:42.978	1:39.475	1:39.629	1:41.522	1:42.205	1:43.198	1:39.842	1:41.915	1:53.536
29	PIT EXIT	2:01.514	1:40.228	1:42.833	PIT EXIT	1:39.541	1:43.642	1:51.242	PIT EXIT	1:40.626	1:51.391	1:42.382
30	1:55.139	1:49.100	1:45.421	PIT EXIT	1:46.529	1:39.832	PIT EXIT	PIT EXIT	1:53.443	1:41.184	1:41.775	1:45.144
31	1:44.709	1:47.189	1:41.554	1:51.709	1:39.762	PIT EXIT	1:49.213	1:53.475	1:45.407	1:39.975	PIT EXIT	1:41.157
32	1:42.820	PIT EXIT	PIT EXIT	1:50.250	PIT EXIT	1:49.588	1:44.575	1:44.156	1:44.243	PIT EXIT	1:52.657	PIT EXIT
33	PIT EXIT	2:01.439	1:49.309	1:43.119	1:46.588	1:40.819	1:40.705	1:42.784	1:43.920	1:49.253	1:40.750*	1:46.312
34	1:47.911	1:47.961	1:40.786	1:48.259	1:39.473	1:41.029	1:40.768	1:42.674	1:43.435	1:39.934	1:43.862	1:40.314
35	1:43.214		1:40.480	PIT EXIT	1:39.546	1:40.705	1:40.981	1:42.500	1:44.144	1:40.039	PIT EXIT	PIT EXIT
36	1:46.085		1:47.332	1:48.893	PIT EXIT	1:40.699	1:40.529	1:43.244	PIT EXIT	1:39.840	1:49.664	1:43.285
37	1:43.636		1:40.822	1:43.145	1:48.379	PIT EXIT	1:40.439	PIT EXIT	1:51.345	1:39.784		1:40.074
38	1:43.428		PIT EXIT	1:42.482	1:38.269*	1:49.538	1:40.381	1:51.672	1:44.455	PIT EXIT		1:44.367
39	PIT EXIT		1:52.384	1:46.562	1:38.558	1:41.059	1:40.413	1:43.343	1:43.708	1:48.911		1:40.688
40	1:47.849		1:41.594	PIT EXIT	1:39.091	1:40.724	1:40.427	1:42.804	1:43.914	1:39.306		PIT EXIT
41	1:42.087*		1:41.092	1:54.484	PIT EXIT	1:40.721	PIT EXIT	PIT EXIT	1:49.964	1:39.387		1:51.908
42	1:42.192		1:41.692	1:44.116	1:45.422	1:40.631	1:45.891	1:46.638	PIT EXIT	PIT EXIT		1:41.633
43	PIT EXIT		PIT EXIT	1:43.393	1:38.406	PIT EXIT	1:44.888	PIT EXIT	2:01.465	1:46.901		1:40.941
44	1:49.809		1:48.681	1:43.233	1:38.708	2:07.710	1:42.753	1:52.581	1:43.149	1:39.883		PIT EXIT
45	1:47.602		1:41.250	1:43.022	PIT EXIT	1:41.414	1:41.016	1:47.967	1:43.060	1:41.187		1:45.865
46	1:42.748		1:41.040	PIT EXIT	1:46.401	1:40.061	1:40.778	1:41.858*	1:43.003	1:39.972		1:39.814
47	1:42.861		PIT EXIT	1:55.665	1:38.300	1:39.941	1:46.205	PIT EXIT	1:49.763	PIT EXIT		1:47.393
48	1:43.095		PIT EXIT	1:47.584	1:38.625	1:40.050	PIT EXIT	1:51.494	1:42.928	1:54.000		1:40.318
49	1:42.842		1:48.952	1:43.596	1:39.318	PIT EXIT	1:46.426	1:43.225	PIT EXIT	1:38.772		PIT EXIT
50	PIT EXIT		1:41.519	1:43.731	PIT EXIT	1:47.225	1:44.356	1:42.857	1:52.580	1:44.783		1:46.954
51	1:51.565		PIT EXIT	1:43.453	1:48.354	1:39.280*	PIT EXIT	1:42.939	1:43.813	PIT EXIT		1:40.174



Jerez - 4423 m



10

CIRCUITO DE JEREZ - SUPERBIKE TEST

Thursday, January 26th 2023

LAP BY LAP

Vuelta	40	44	45	52	54	55	60	61	64	65	66	76
52	1:43.016		1:47.117	1:43.550	1:39.876	1:39.725	1:45.060	1:43.583	1:43.030	1:45.106		PIT EXIT
53	1:43.137		1:40.879	1:43.283	1:43.086	PIT EXIT	1:40.271	1:43.075	1:43.295	1:38.352*		1:46.127
54	1:42.862		1:54.084	1:43.068	PIT EXIT	1:48.183	1:40.460	1:42.975	1:42.834	PIT EXIT		1:40.701
55			PIT EXIT	1:47.385	1:45.923	1:40.614	1:40.661	1:43.159	PIT EXIT	1:56.588		1:46.604
56			1:46.624	1:43.386	1:38.891	1:42.175	PIT EXIT	1:43.400	1:56.633	1:44.022		PIT EXIT
57			1:41.411	1:43.334	1:39.165	1:40.527	1:46.550	1:43.012	1:42.455			1:46.751
58			1:40.464	1:43.089	1:48.976	1:40.368	1:40.678	1:43.216	1:42.012*			1:42.069
59			1:40.486	1:44.817	PIT EXIT	1:40.455	1:40.792	1:43.211	1:42.393			PIT EXIT
60			PIT EXIT	1:42.717	1:45.465	PIT EXIT	PIT EXIT	1:43.245	1:47.587			1:48.656
61			1:50.367	PIT EXIT	PIT EXIT	1:55.602	1:46.764	1:42.994	1:42.547			1:39.517*
62			1:39.710*	PIT EXIT		1:39.836	1:41.446	1:43.389	PIT EXIT			
63			1:39.964	PIT EXIT		1:39.649	1:41.418	1:43.644	1:55.366			
64			PIT EXIT			1:40.262	PIT EXIT	PIT EXIT	1:44.263			
65			1:45.240			1:40.064	1:45.874	1:54.571	1:43.970			
66			1:40.948			PIT EXIT	1:40.409	1:43.546	1:43.869			
67			1:40.207			1:47.696	1:40.578	1:43.726	PIT EXIT			
68			1:40.054			1:41.514	1:40.835	1:43.429	PIT EXIT			
69			PIT EXIT			1:41.335	PIT EXIT	1:43.839				
70			1:45.571				1:46.520	1:44.149				
71			1:41.798				1:40.544	PIT EXIT				
72							PIT EXIT	PIT EXIT				
73							1:44.775					
74							1:40.221*					
75							1:40.259					
76							1:40.427					
77							PIT EXIT					

Vuelta	77	87	97	99	121	122	131	222				
1	1:52.303	1:51.117	PIT EXIT	1:49.038	1:50.476	1:54.124	1:54.074	2:27.551				
2	1:43.210	1:42.508	1:47.968	1:44.977	1:45.337	1:45.743	1:46.250	2:00.202				
3	1:41.294	PIT EXIT	1:41.857	PIT EXIT	1:44.488	1:45.084	1:45.394	1:53.485				
4	1:41.772	1:50.351	1:41.343	1:51.051	1:43.980	1:44.069	1:48.605	1:52.432				
5	1:40.959	1:42.067	1:40.962	1:44.663	1:43.346	1:44.176	PIT EXIT	1:51.387				
6	PIT EXIT	1:41.541	1:40.869	1:44.464	1:50.495	1:44.373	1:51.733	1:52.780				
7	1:53.454	1:45.359	PIT EXIT	1:44.715	1:43.302	1:43.875	1:45.012	1:52.355				
8	1:41.729	1:41.496	1:49.194	PIT EXIT	1:43.249	PIT EXIT	1:44.735	PIT EXIT				
9	1:41.477	PIT EXIT	1:41.687	1:48.316	1:43.366	1:53.989	PIT EXIT	2:06.430				
10	1:41.661	PIT EXIT	1:41.469	1:43.250	PIT EXIT	1:45.129	1:51.047	1:52.558				
11	1:42.060	1:54.068	1:40.970	1:43.421	2:00.917	1:45.052	1:44.978	1:51.912				
12	1:41.332	1:40.853	1:40.822	1:42.923*	1:43.854	1:44.280	1:44.620	1:52.499				
13	PIT EXIT	1:41.031	PIT EXIT	PIT EXIT	1:43.322	1:44.232	1:45.267	1:51.602				
14	1:49.310	1:40.405	1:46.799	1:48.745	1:43.181	1:44.012	1:44.574*	1:50.518				
15	1:41.069	1:40.109	1:41.646	1:43.547	1:43.007	1:43.909	PIT EXIT	PIT EXIT				
16	1:40.954	PIT EXIT	1:41.021	1:43.180	1:42.814	PIT EXIT	1:56.111	2:02.145				
17	1:40.815	1:52.926	1:41.440	1:43.485	1:42.628	1:56.336	1:45.750	1:51.847				
18	1:40.712	1:41.811	PIT EXIT	PIT EXIT	1:46.477	1:45.355	PIT EXIT	1:51.190				
19	1:40.491	1:41.436	1:46.500	1:47.704	1:44.215	1:44.201	1:56.719	1:50.998				
20	PIT EXIT	1:41.341	1:40.981	1:43.184	1:42.656	1:43.860	1:46.622	1:51.374				



Jerez - 4423 m



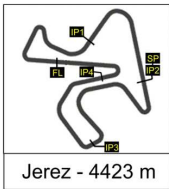
10

CIRCUITO DE JEREZ - SUPERBIKE TEST

Thursday, January 26th 2023

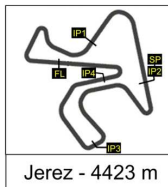
LAP BY LAP

Vuelta	77	87	97	99	121	122	131	222				
21	1:51.076	PIT EXIT	1:40.623	1:42.961	PIT EXIT	1:49.116	1:46.001	1:50.496				
22	1:41.777	1:50.462	1:40.362	1:42.970	1:49.502	1:43.635	1:54.105	1:50.147				
23	1:40.809	1:41.722	PIT EXIT	PIT EXIT	1:43.678	1:44.041	1:45.027	1:49.609				
24	1:41.489	1:41.732	1:51.998	1:49.673	1:43.569	1:44.436	PIT EXIT	PIT EXIT				
25	1:41.459	1:52.182	1:41.473	1:43.402	1:45.175	PIT EXIT	2:16.522	2:00.289				
26	1:41.106	PIT EXIT	1:40.770	1:43.386	1:43.395	1:54.093	1:51.908	1:50.338				
27	PIT EXIT	1:49.360	1:41.822	PIT EXIT	1:46.082	1:45.786	1:52.037	1:50.113				
28	1:55.709	1:42.081	1:47.244	1:47.905	1:43.545	1:44.958		1:49.918				
29	1:41.444	1:41.287	PIT EXIT	1:43.884	1:43.586	1:44.279		1:49.651				
30	1:41.295	1:41.173	1:49.299	1:43.904	1:43.521	1:44.454		1:49.441				
31	1:41.572	1:52.645	1:40.847	1:44.035	PIT EXIT	1:44.626		1:49.925				
32	1:41.248	PIT EXIT	1:41.443	PIT EXIT	1:48.522	1:43.710		1:49.393				
33	1:41.667	1:51.654	PIT EXIT	PIT EXIT	1:42.415	1:44.273		PIT EXIT				
34	PIT EXIT	1:42.907	1:46.141	PIT EXIT	1:42.243	1:44.227		2:00.098				
35	1:52.094	1:41.838	1:41.112	PIT EXIT	1:41.926	PIT EXIT		1:49.944				
36	1:40.626	PIT EXIT	1:41.421	PIT EXIT	1:41.728	2:01.526		1:49.414				
37	1:39.971	1:47.553	1:40.945	PIT EXIT	1:41.924	1:45.615		1:49.578				
38	1:40.080	1:40.830	PIT EXIT	PIT EXIT	1:41.553*	1:44.466		1:49.865				
39	1:40.147	1:39.915	1:43.731	PIT EXIT	1:41.877	1:44.424		1:49.049				
40	1:40.469	1:40.017	1:40.195		1:41.703	1:43.533		1:49.059				
41	1:41.756	PIT EXIT	1:40.345		PIT EXIT	1:43.434		1:49.239				
42	1:40.950	1:52.618	1:40.156		1:45.830	PIT EXIT		1:48.906*				
43	1:40.689	1:42.370	PIT EXIT		1:42.222	1:51.514						
44	PIT EXIT	1:41.169	1:49.871		1:42.109	1:44.595						
45	2:01.281	1:40.969	1:42.462		PIT EXIT	1:43.801						
46	1:42.868	1:40.810	1:43.173		1:49.119	1:43.439						
47	1:41.505	PIT EXIT	1:40.817		1:42.719	1:43.970						
48	1:41.655	1:51.723	PIT EXIT		1:42.369	1:44.252						
49	1:43.124	1:42.240	1:48.158		1:42.093	1:43.062*						
50	1:42.402	1:41.353	1:41.265		1:44.954	1:43.415						
51	PIT EXIT	1:40.913	1:42.102		1:42.271	1:43.644						
52	1:59.558	1:40.710	1:41.046		1:41.978	1:43.439						
53	1:40.987	PIT EXIT	1:40.941			1:43.517						
54	1:40.970	1:53.691	PIT EXIT			1:43.939						
55	1:41.291	1:41.347	1:46.102			1:43.387						
56	1:41.188	1:40.762	1:41.642			1:43.315						
57	1:41.274	PIT EXIT	1:41.217			1:43.512						
58	1:41.691	1:58.830	PIT EXIT			1:44.117						
59	PIT EXIT	1:40.755	1:48.093			1:43.452						
60	2:05.212	1:40.105	1:40.176									
61	1:41.255	1:39.875	1:40.602									
62	1:41.264	1:50.009	1:39.943									
63	1:41.533	PIT EXIT	PIT EXIT									
64	PIT EXIT	1:50.256	1:48.313									
65	1:48.367	1:41.404	1:40.549									
66	1:39.601	1:40.719	1:41.060									
67	1:39.992	PIT EXIT	PIT EXIT									
68	PIT EXIT	1:51.071	1:45.692									
69	1:52.221	1:56.277	1:40.379									



CIRCUITO DE JEREZ - SUPERBIKE TEST
Thursday, January 26th 2023
LAP BY LAP

Vuelta	77	87	97	99	121	122	131	222				
70	1:39.193*	1:39.464*	1:40.627									
71	1:40.348	PIT EXIT	PIT EXIT									
72		1:47.333	1:53.297									
73		1:39.607	1:40.093									
74		1:39.892	1:41.173									
75		PIT EXIT	PIT EXIT									
76		PIT EXIT	1:43.725									
77			1:39.860*									
78			1:40.396									
79			1:40.098									



CIRCUITO DE JEREZ - SUPERBIKE TEST
Thursday, January 26th 2023
ANALYSIS

Table with columns: Número, Vta, Sector, Vueltas (1, 5, 7, 9, 11, 16, 19). Rows represent rider numbers (57-70) and their performance in different sectors and laps.





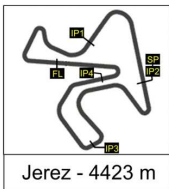
Jerez - 4423 m

CIRCUITO DE JEREZ - SUPERBIKE TEST

Thursday, January 26th 2023

ANALYSIS

Número	1		5		7		9		11		16		19	
	Vta	Sector	Vuelta	Sector	Vuelta	Sector	Vuelta	Sector	Vuelta	Sector	Vuelta	Sector	Vuelta	
71	IP1	31.372	31.372	27.558	27.558							25.946	25.946	
	IP2	14.807	46.179	15.050	42.608							15.593	41.539	
	IP3	31.687	1:17.866	29.850	1:12.458							30.411	1:11.950	
	FL	21:26.5	PIT EXIT	30.892	1:43.350							31.988	1:43.938	
72	IP1	28.388	28.388	24.778	24.778							25.429	25.429	
	IP2	14.690	43.078	14.903	39.681							15.567	40.996	
	IP3	30.120	1:13.198	29.871	1:09.552							30.422	1:11.418	
	FL	30.454	1:43.652	30.807	1:40.359							32.038	1:43.456	
73	IP1	24.654	24.654	29.723	29.723							28.038	28.038	
	IP2	14.502	39.156	16.194	45.917							16.073	44.111	
	IP3	29.593	1:08.749	31.559	1:17.476							32.012	1:16.123	
	FL	30.372	1:39.121	14:07.1	PIT EXIT							17:45.3	PIT EXIT	
74	IP1	24.787	24.787	31.674	31.674							32.652	32.652	
	IP2	14.513	39.300	15.839	47.513							16.761	49.413	
	IP3	29.793	1:09.093	33.071	1:20.584							33.720	1:23.133	
	FL	30.509	1:39.602	1:13.33	PIT EXIT							32.258	1:55.391	
75	IP1	24.661	24.661	31.905	31.905							25.515	25.515	
	IP2	14.595	39.256	15.921	47.826							15.619	41.134	
	IP3	29.701	1:08.957	31.600	1:19.426							30.566	1:11.700	
	FL	30.392	1:39.349	1:04.40	PIT EXIT							31.965	1:43.665	
76	IP1	24.698	24.698	31.035	31.035							29.164	29.164	
	IP2	14.673	39.371	15.702	46.737							17.676	46.840	
	IP3	29.622	1:08.993	32.030	1:18.767							31.110	1:17.950	
	FL	30.417	1:39.410	9:02.56	PIT EXIT							32.441	1:50.391	
77	IP1	24.697	24.697	32.319	32.319							25.561	25.561	
	IP2	14.572	39.269	15.931	48.250							15.592	41.153	
	IP3	29.662	1:08.931	32.153	1:20.403							30.569	1:11.722	
	FL	30.295	1:39.226	53.819	PIT EXIT							32.040	1:43.762	
78	IP1	24.671	24.671	35.411	35.411							25.517	25.517	
	IP2	14.517	39.188	15.986	51.397							15.599	41.116	
	IP3	29.587	1:08.775	33.007	1:24.404							30.583	1:11.699	
	FL	30.290	1:39.065		-----							31.972	1:43.671	
79	IP1	26.377	26.377									27.601	27.601	
	IP2	14.919	41.296									16.187	43.788	
	IP3	31.062	1:12.358									33.177	1:16.965	
	FL	1:02.03	PIT EXIT									14:17.6	PIT EXIT	
80	IP1	27.476	27.476									29.315	29.315	
	IP2	14.970	42.446									16.723	46.038	
	IP3	30.618	1:13.064									34.137	1:20.175	
	FL	13:29.8	PIT EXIT									33.280	1:53.455	
81	IP1	36.107	36.107									25.589	25.589	
	IP2	14.957	51.064									15.688	41.277	
	IP3	30.265	1:21.329									30.569	1:11.846	
	FL	31.223	1:52.552									31.906	1:43.752	
82	IP1	24.767	24.767									25.546	25.546	
	IP2	14.543	39.310									15.534	41.080	
	IP3	29.569	1:08.879									30.664	1:11.744	
	FL	30.370	1:39.249									31.895	1:43.639	
83	IP1	24.719	24.719									25.590	25.590	
	IP2	14.577	39.296									15.552	41.142	
	IP3	29.520	1:08.816									30.552	1:11.694	
	FL	30.223	1:39.039									32.024	1:43.718	
84	IP1	24.733	24.733									25.433	25.433	
	IP2	14.556	39.289									15.526	40.959	
	IP3	29.600	1:08.889									30.493	1:11.452	
	FL	30.390	1:39.279									31.941	1:43.393	



CIRCUITO DE JEREZ - SUPERBIKE TEST

Thursday, January 26th 2023

ANALYSIS

Número	1		5		7		9		11		16		19	
	Vta	Sector	Vuelta	Sector	Vuelta	Sector	Vuelta	Sector	Vuelta	Sector	Vuelta	Sector	Vuelta	
85	IP1	24.773	24.773										26.967	26.967
	IP2	14.610	39.383										15.974	42.941
	IP3	29.809	1:09.192										30.900	1:13.841
	FL	30.450	1:39.642										32.228	1:46.069
86	IP1	27.013	27.013										25.593	25.593
	IP2	15.695	42.708										15.604	41.197
	IP3	31.708	1:14.416										30.617	1:11.814
	FL	58.415	PIT EXIT										32.156	1:43.970
87	IP1	29.150	29.150										29.782	29.782
	IP2	15.259	44.409										16.646	46.428
	IP3	31.203	1:15.612										32.910	1:19.338
	FL		-----										1:52.23	PIT EXIT
88	IP1												33.533	33.533
	IP2												16.918	50.451
	IP3												36.545	1:26.996
	FL												1:11.95	PIT EXIT



Jerez - 4423 m



11

CIRCUITO DE JEREZ - SUPERBIKE TEST

Thursday, January 26th 2023

ANALYSIS

Número	21		22		27		31		34		40		44	
	Vta	Sector	Vuelta	Sector	Vuelta	Sector	Vuelta	Sector	Vuelta	Sector	Vuelta	Sector	Vuelta	
57	IP1	30.459	30.459	24.787	24.787	25.834	25.834			25.328	25.328			
	IP2	14.886	45.345	14.805	39.592	15.672	41.506			15.101	40.429			
	IP3	30.465	1:15.810	29.743	1:09.335	31.711	1:13.217			30.205	1:10.634			
	FL	30.873	1:46.683	30.742	1:40.077	32.504	1:45.721			31.340	1:41.974			
58	IP1	24.745	24.745	24.958	24.958	25.824	25.824			25.306	25.306			
	IP2	14.721	39.466	14.749	39.707	15.575	41.399			15.230	40.536			
	IP3	29.684	1:09.150	29.803	1:09.510	31.135	1:12.534			30.338	1:10.874			
	FL	30.586	1:39.736	30.851	1:40.361	32.486	1:45.020			31.834	1:42.708			
59	IP1	26.896	26.896	26.963	26.963	28.123	28.123			25.490	25.490			
	IP2	16.211	43.107	15.885	42.848	16.191	44.314			15.233	40.723			
	IP3	30.569	1:13.676	31.343	1:14.191	32.195	1:16.509			33.772	1:14.495			
	FL	30.976	1:44.652	24:12.9	PIT EXIT	8:32.04	PIT EXIT			32.270	1:46.765			
60	IP1	24.647	24.647	30.930	30.930	32.651	32.651			25.208	25.208			
	IP2	14.615	39.262	15.153	46.083	15.881	48.532			15.190	40.398			
	IP3	29.638	1:08.900	30.427	1:16.510	31.702	1:20.234			30.425	1:10.823			
	FL	30.648	1:39.548	31.260	1:47.770	32.897	1:53.131			31.376	1:42.199			
61	IP1	25.623	25.623	25.055	25.055	25.693	25.693			28.467	28.467			
	IP2	16.046	41.669	14.876	39.931	15.540	41.233			16.497	44.964			
	IP3	32.151	1:13.820	29.809	1:09.740	30.678	1:11.911			33.253	1:18.217			
	FL	13:12.2	PIT EXIT	30.901	1:40.641	31.982	1:43.893			10:04.6	PIT EXIT			
62	IP1	27.580	27.580	24.987	24.987	25.588	25.588			31.481	31.481			
	IP2	14.938	42.518	14.839	39.826	15.512	41.100			15.754	47.235			
	IP3	30.216	1:12.734	29.865	1:09.691	30.575	1:11.675			31.095	1:18.330			
	FL	30.706	1:43.440	30.827	1:40.518	31.990	1:43.665			31.752	1:50.082			
63	IP1	24.534	24.534	31.270	31.270	25.604	25.604			25.186	25.186			
	IP2	14.572	39.106	15.158	46.428	15.530	41.134			15.118	40.304			
	IP3	29.426	1:08.532	30.249	1:16.677	30.632	1:11.766			30.237	1:10.541			
	FL	30.282	1:38.814	12:32.2	PIT EXIT	32.064	1:43.830			31.210	1:41.751			
64	IP1	24.554	24.554	30.427	30.427	25.619	25.619			25.118	25.118			
	IP2	14.582	39.136	15.050	45.477	15.638	41.257			15.165	40.283			
	IP3	29.493	1:08.629	30.403	1:15.880	30.748	1:12.005			30.184	1:10.467			
	FL	30.352	1:38.981	31.241	1:47.121	32.134	1:44.139			31.169	1:41.636			
65	IP1	34.663	34.663	24.663	24.663	25.556	25.556			27.703	27.703			
	IP2	16.129	50.792	14.714	39.377	15.579	41.135			15.868	43.571			
	IP3	31.747	1:22.539	29.659	1:09.036	30.808	1:11.943			31.786	1:15.357			
	FL	6:33.27	PIT EXIT	30.685	1:39.721	32.164	1:44.107			1:12.92	PIT EXIT			
66	IP1	34.852	34.852	24.722	24.722	27.253	27.253			31.450	31.450			
	IP2	14.876	49.728	14.741	39.463	16.065	43.318			15.585	47.035			
	IP3	30.416	1:20.144	29.861	1:09.324	31.037	1:14.355			33.611	1:20.646			
	FL	30.700	1:50.844	30.736	1:40.060		-----				-----			
67	IP1	24.475	24.475	24.795	24.795									
	IP2	14.622	39.097	14.744	39.539									
	IP3	29.326	1:08.423	29.658	1:09.197									
	FL	30.223	1:38.646	30.653	1:39.850									
68	IP1	28.357	28.357	27.766	27.766									
	IP2	15.794	44.151	16.489	44.255									
	IP3	31.527	1:15.678	30.542	1:14.797									
	FL		-----	9:17.07	PIT EXIT									
69	IP1			29.936	29.936									
	IP2			15.092	45.028									
	IP3			30.566	1:15.594									
	FL			30.995	1:46.589									
70	IP1			24.581	24.581									
	IP2			14.606	39.187									
	IP3			29.660	1:08.847									
	FL			30.442	1:39.289									



Jerez - 4423 m

CIRCUITO DE JEREZ - SUPERBIKE TEST

Thursday, January 26th 2023

ANALYSIS

Número	21		22		27		31		34		40		44	
	Vta	Sector	Vuelta	Sector	Vuelta	Sector	Vuelta	Sector	Vuelta	Sector	Vuelta	Sector	Vuelta	
71		IP1		33.081	33.081									
		IP2		15.851	48.932									
		IP3		30.109	1:19.041									
		FL		30.932	1:49.973									
72		IP1		24.791	24.791									
		IP2		14.687	39.478									
		IP3		29.530	1:09.008									
		FL		30.604	1:39.612									
73		IP1		26.816	26.816									
		IP2		15.694	42.510									
		IP3		30.613	1:13.123									
		FL		4:19.96	PIT EXIT									
74		IP1		29.549	29.549									
		IP2		15.407	44.956									
		IP3		30.452	1:15.408									
		FL		31.206	1:46.614									
75		IP1		24.601	24.601									
		IP2		14.570	39.171									
		IP3		29.485	1:08.656									
		FL		30.519	1:39.175									
76		IP1		27.684	27.684									
		IP2		15.137	42.821									
		IP3		29.952	1:12.773									
		FL		31.004	1:43.777									
77		IP1		24.743	24.743									
		IP2		14.684	39.427									
		IP3		29.594	1:09.021									
		FL		30.680	1:39.701									
78		IP1		36.409	36.409									
		IP2												
		IP3												
		FL		31:29.6	PIT EXIT									
79		IP1		31.118	31.118									
		IP2		15.210	46.328									
		IP3		32.506	1:18.834									
		FL		57.026	PIT EXIT									
80		IP1		31.946	31.946									
		IP2		16.183	48.129									
		IP3		32.448	1:20.577									
		FL			-----									
81		IP1												
		IP2												
		IP3												
		FL												
82		IP1												
		IP2												
		IP3												
		FL												
83		IP1												
		IP2												
		IP3												
		FL												
84		IP1												
		IP2												
		IP3												
		FL												



Jerez - 4423 m



11

CIRCUITO DE JEREZ - SUPERBIKE TEST

Thursday, January 26th 2023

ANALYSIS

Número	45		52		54		55		60		61		64	
	Vta	Sector	Vuelta	Sector	Vuelta	Sector	Vuelta	Sector	Vuelta	Sector	Vuelta	Sector	Vuelta	
71	IP1	25.405	25.405					24.975	24.975	28.420	28.420			
	IP2	14.898	40.303					14.954	39.929	16.036	44.456			
	IP3	30.303	1:10.606					29.889	1:09.818	30.926	1:15.382			
	FL	31.192	1:41.798					30.726	1:40.544	11:15.9	PIT EXIT			
72	IP1	25.321	25.321					26.825	26.825	29.724	29.724			
	IP2	15.039	40.360					16.303	43.128	16.647	46.371			
	IP3	38.392	1:18.752					30.336	1:13.464	32.454	1:18.825			
	FL		-----					2:34.99	PIT EXIT	59.241	PIT EXIT			
73	IP1							27.131	27.131	30.772	30.772			
	IP2							15.398	42.529	17.463	48.235			
	IP3							31.047	1:13.576	34.119	1:22.354			
	FL							31.199	1:44.775		-----			
74	IP1							24.994	24.994					
	IP2							14.849	39.843					
	IP3							29.757	1:09.600					
	FL							30.621	1:40.221					
75	IP1							24.794	24.794					
	IP2							14.838	39.632					
	IP3							29.878	1:09.510					
	FL							30.749	1:40.259					
76	IP1							24.921	24.921					
	IP2							14.861	39.782					
	IP3							29.815	1:09.597					
	FL							30.830	1:40.427					
77	IP1							27.776	27.776					
	IP2							15.733	43.509					
	IP3							30.704	1:14.213					
	FL							4:13.23	PIT EXIT					
78	IP1							29.047	29.047					
	IP2							22.813	51.860					
	IP3													
	FL													
79	IP1													
	IP2													
	IP3													
	FL													
80	IP1													
	IP2													
	IP3													
	FL													
81	IP1													
	IP2													
	IP3													
	FL													
82	IP1													
	IP2													
	IP3													
	FL													
83	IP1													
	IP2													
	IP3													
	FL													
84	IP1													
	IP2													
	IP3													
	FL													



Jerez - 4423 m



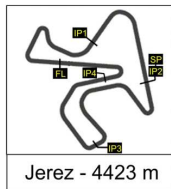
11

CIRCUITO DE JEREZ - SUPERBIKE TEST

Thursday, January 26th 2023

ANALYSIS

Número	65		66		76		77		87		97		99	
	Vta	Sector	Vuelta	Sector	Vuelta	Sector	Vuelta	Sector	Vuelta	Sector	Vuelta	Sector	Vuelta	
71	IP1					25.117	25.117	27.483	27.483	26.300	26.300			
	IP2					14.657	39.774	16.227	43.710	14.922	41.222			
	IP3					29.762	1:09.536	32.719	1:16.429	30.289	1:11.511			
	FL					30.812	1:40.348	12:42.6	PIT EXIT	12:58.3	PIT EXIT			
72	IP1					29.681	29.681	29.122	29.122	35.542	35.542			
	IP2					15.717	45.398	15.476	44.598	15.369	50.911			
	IP3					32.731	1:18.129	31.169	1:15.767	31.215	1:22.126			
	FL						-----	31.566	1:47.333	31.171	1:53.297			
73	IP1							24.602	24.602	24.818	24.818			
	IP2							14.757	39.359	14.731	39.549			
	IP3							29.613	1:08.972	29.918	1:09.467			
	FL							30.635	1:39.607	30.626	1:40.093			
74	IP1							24.658	24.658	24.936	24.936			
	IP2							14.764	39.422	14.901	39.837			
	IP3							29.653	1:09.075	30.439	1:10.276			
	FL							30.817	1:39.892	30.897	1:41.173			
75	IP1							31.408	31.408	24.801	24.801			
	IP2							17.217	48.625	14.834	39.635			
	IP3							34.077	1:22.702	30.095	1:09.730			
	FL							5:26.22	PIT EXIT	8:07.79	PIT EXIT			
76	IP1							32.135	32.135	27.850	27.850			
	IP2							16.526	48.661	14.917	42.767			
	IP3							33.244	1:21.905	30.202	1:12.969			
	FL							1:04.08	PIT EXIT	30.756	1:43.725			
77	IP1							29.863	29.863	24.637	24.637			
	IP2							16.624	46.487	14.821	39.458			
	IP3							34.284	1:20.771	29.850	1:09.308			
	FL								-----	30.552	1:39.860			
78	IP1									24.731	24.731			
	IP2									14.832	39.563			
	IP3									30.054	1:09.617			
	FL									30.779	1:40.396			
79	IP1									24.695	24.695			
	IP2									14.798	39.493			
	IP3									29.894	1:09.387			
	FL									30.711	1:40.098			
80	IP1									31.820	31.820			
	IP2									16.371	48.191			
	IP3									32.899	1:21.090			
	FL										-----			
81	IP1													
	IP2													
	IP3													
	FL													
82	IP1													
	IP2													
	IP3													
	FL													
83	IP1													
	IP2													
	IP3													
	FL													
84	IP1													
	IP2													
	IP3													
	FL													



Jerez - 4423 m



11

CIRCUITO DE JEREZ - SUPERBIKE TEST

Thursday, January 26th 2023

ANALYSIS

Número	121		122		131		222		0		0		0	
	Vta	Sector	Vuelta	Sector	Vuelta	Sector	Vuelta	Sector	Vuelta	Sector	Vuelta	Sector	Vuelta	
1	IP1	30.009	30.009	32.955	32.955	32.600	32.600	51.395	51.395					
	IP2	15.856	45.865	15.864	48.819	16.196	48.796	18.839	1:10.234					
	IP3	32.081	1:17.946	32.530	1:21.349	32.483	1:21.279	38.807	1:49.041					
	FL	32.530	1:50.476	32.775	1:54.124	32.795	1:54.074	38.510	2:27.551					
2	IP1	26.073	26.073	26.555	26.555	26.443	26.443	33.463	33.463					
	IP2	15.536	41.609	15.594	42.149	15.587	42.030	17.239	50.702					
	IP3	31.471	1:13.080	31.437	1:13.586	31.561	1:13.591	34.549	1:25.251					
	FL	32.257	1:45.337	32.157	1:45.743	32.659	1:46.250	34.951	2:00.202					
3	IP1	25.983	25.983	25.916	25.916	26.010	26.010	28.620	28.620					
	IP2	15.382	41.365	15.554	41.470	15.563	41.573	16.701	45.321					
	IP3	31.120	1:12.485	31.242	1:12.712	31.496	1:13.069	33.447	1:18.768					
	FL	32.003	1:44.488	32.372	1:45.084	32.325	1:45.394	34.717	1:53.485					
4	IP1	25.856	25.856	25.861	25.861	29.372	29.372	28.161	28.161					
	IP2	15.345	41.201	15.318	41.179	15.524	44.896	16.501	44.662					
	IP3	30.954	1:12.155	31.053	1:12.232	31.674	1:16.570	33.140	1:17.802					
	FL	31.825	1:43.980	31.837	1:44.069	32.035	1:48.605	34.630	1:52.432					
5	IP1	25.614	25.614	25.837	25.837	26.533	26.533	27.693	27.693					
	IP2	15.214	40.828	15.327	41.164	15.673	42.206	16.582	44.275					
	IP3	30.823	1:11.651	31.111	1:12.275	32.225	1:14.431	32.875	1:17.150					
	FL	31.695	1:43.346	31.901	1:44.176	1:42.73	PIT EXIT	34.237	1:51.387					
6	IP1	30.908	30.908	25.995	25.995	30.978	30.978	28.523	28.523					
	IP2	15.819	46.727	15.332	41.327	15.601	46.579	16.679	45.202					
	IP3	31.641	1:18.368	31.039	1:12.366	31.934	1:18.513	33.355	1:18.557					
	FL	32.127	1:50.495	32.007	1:44.373	33.220	1:51.733	34.223	1:52.780					
7	IP1	25.678	25.678	25.655	25.655	26.358	26.358	27.911	27.911					
	IP2	15.197	40.875	15.378	41.033	15.446	41.804	16.973	44.884					
	IP3	30.725	1:11.600	30.957	1:11.990	31.253	1:13.057	33.317	1:18.201					
	FL	31.702	1:43.302	31.885	1:43.875	31.955	1:45.012	34.154	1:52.355					
8	IP1	25.602	25.602	26.839	26.839	25.728	25.728	27.958	27.958					
	IP2	15.215	40.817	15.700	42.539	15.470	41.198	16.712	44.670					
	IP3	30.721	1:11.538	32.466	1:15.005	31.332	1:12.530	35.007	1:19.677					
	FL	31.711	1:43.249	10:58.2	PIT EXIT	32.205	1:44.735	12:41.0	PIT EXIT					
9	IP1	25.679	25.679	33.438	33.438	26.161	26.161	34.745	34.745					
	IP2	15.203	40.882	15.842	49.280	16.307	42.468	16.999	51.744					
	IP3	30.793	1:11.675	32.191	1:21.471	37.783	1:20.251	40.009	1:31.753					
	FL	31.691	1:43.366	32.518	1:53.989	11:39.3	PIT EXIT	34.677	2:06.430					
10	IP1	27.109	27.109	26.207	26.207	30.628	30.628	28.193	28.193					
	IP2	15.414	42.523	15.486	41.693	15.899	46.527	17.003	45.196					
	IP3	32.256	1:14.779	31.263	1:12.956	31.854	1:18.381	33.162	1:18.358					
	FL	29:57.0	PIT EXIT	32.173	1:45.129	32.666	1:51.047	34.200	1:52.558					
11	IP1	36.441	36.441	25.987	25.987	26.083	26.083	27.698	27.698					
	IP2	15.417	51.858	15.480	41.467	15.447	41.530	16.573	44.271					
	IP3	36.946	1:28.804	31.391	1:12.858	31.329	1:12.859	33.282	1:17.553					
	FL	32.113	2:00.917	32.194	1:45.052	32.119	1:44.978	34.359	1:51.912					
12	IP1	25.774	25.774	25.804	25.804	25.869	25.869	27.785	27.785					
	IP2	15.272	41.046	15.349	41.153	15.441	41.310	16.512	44.297					
	IP3	31.031	1:12.077	31.189	1:12.342	31.336	1:12.646	33.983	1:18.280					
	FL	31.777	1:43.854	31.938	1:44.280	31.974	1:44.620	34.219	1:52.499					
13	IP1	25.675	25.675	25.933	25.933	26.045	26.045	27.647	27.647					
	IP2	15.225	40.900	15.437	41.370	15.495	41.540	16.615	44.262					
	IP3	30.771	1:11.671	30.932	1:12.302	31.530	1:13.070	33.134	1:17.396					
	FL	31.651	1:43.322	31.930	1:44.232	32.197	1:45.267	34.206	1:51.602					
14	IP1	25.531	25.531	25.820	25.820	25.932	25.932	27.377	27.377					
	IP2	15.341	40.872	15.374	41.194	15.517	41.449	16.452	43.829					
	IP3	30.665	1:11.537	30.986	1:12.180	31.192	1:12.641	32.677	1:16.506					
	FL	31.644	1:43.181	31.832	1:44.012	31.933	1:44.574	34.012	1:50.518					



Jerez - 4423 m



11

CIRCUITO DE JEREZ - SUPERBIKE TEST

Thursday, January 26th 2023

ANALYSIS

Número	121		122		131		222		0		0		0	
	Vta	Sector	Vuelta	Sector	Vuelta	Sector	Vuelta	Sector	Vuelta	Sector	Vuelta	Sector	Vuelta	
15	IP1	25.572	25.572	25.752	25.752	26.609	26.609	27.229	27.229					
	IP2	15.117	40.689	15.323	41.075	15.637	42.246	16.519	43.748					
	IP3	30.602	1:11.291	30.995	1:12.070	31.799	1:14.045	32.457	1:16.205					
	FL	31.716	1:43.007	31.839	1:43.909	13:12.4	PIT EXIT	3:01:43	PIT EXIT					
16	IP1	25.540	25.540	27.485	27.485	35.633	35.633	36.355	36.355					
	IP2	15.198	40.738	15.588	43.073	15.861	51.494	17.234	53.589					
	IP3	30.581	1:11.319	31.563	1:14.636	32.115	1:23.609	33.826	1:27.415					
	FL	31.495	1:42.814	37:55.9	PIT EXIT	32.502	1:56.111	34.730	2:02.145					
17	IP1	25.515	25.515	34.341	34.341	26.290	26.290	27.671	27.671					
	IP2	15.099	40.614	16.174	50.515	15.799	42.089	16.610	44.281					
	IP3	30.510	1:11.124	32.499	1:23.014	31.483	1:13.572	33.127	1:17.408					
	FL	31.504	1:42.628	33.322	1:56.336	32.178	1:45.750	34.439	1:51.847					
18	IP1	26.893	26.893	26.252	26.252	26.104	26.104	27.576	27.576					
	IP2	15.391	42.284	15.473	41.725	15.589	41.693	16.648	44.224					
	IP3	32.507	1:14.791	31.345	1:13.070	31.594	1:13.287	32.731	1:16.955					
	FL	31.686	1:46.477	32.285	1:45.355	2:01:36	PIT EXIT	34.235	1:51.190					
19	IP1	26.346	26.346	25.874	25.874	34.478	34.478	27.428	27.428					
	IP2	15.422	41.768	15.295	41.169	16.365	50.843	16.554	43.982					
	IP3	30.851	1:12.619	31.009	1:12.178	32.709	1:23.552	32.870	1:16.852					
	FL	31.596	1:44.215	32.023	1:44.201	33.167	1:56.719	34.146	1:50.998					
20	IP1	25.443	25.443	25.827	25.827	26.454	26.454	27.417	27.417					
	IP2	15.200	40.643	15.361	41.188	15.843	42.297	17.004	44.421					
	IP3	30.551	1:11.194	30.800	1:11.988	31.939	1:14.236	32.853	1:17.274					
	FL	31.462	1:42.656	31.872	1:43.860	32.386	1:46.622	34.100	1:51.374					
21	IP1	26.533	26.533	30.161	30.161	26.297	26.297	27.319	27.319					
	IP2	15.346	41.879	15.597	45.758	15.734	42.031	16.585	43.904					
	IP3	31.224	1:13.103	31.080	1:16.838	31.756	1:13.787	32.829	1:16.733					
	FL	36:10.2	PIT EXIT	32.278	1:49.116	32.214	1:46.001	33.763	1:50.496					
22	IP1	29.827	29.827	25.682	25.682	27.353	27.353	27.342	27.342					
	IP2	15.757	45.584	15.370	41.052	15.755	43.108	16.447	43.789					
	IP3	31.677	1:17.261	30.864	1:11.916	34.983	1:18.091	32.418	1:16.207					
	FL	32.241	1:49.502	31.719	1:43.635	36.014	1:54.105	33.940	1:50.147					
23	IP1	25.782	25.782	25.684	25.684	25.924	25.924	26.940	26.940					
	IP2	15.315	41.097	15.284	40.968	15.573	41.497	16.419	43.359					
	IP3	30.806	1:11.903	30.974	1:11.942	31.438	1:12.935	32.488	1:15.847					
	FL	31.775	1:43.678	32.099	1:44.041	32.092	1:45.027	33.762	1:49.609					
24	IP1	25.700	25.700	25.747	25.747	27.742	27.742	27.350	27.350					
	IP2	15.353	41.053	15.338	41.085	15.780	43.522	16.448	43.798					
	IP3	30.759	1:11.812	30.872	1:11.957	1:15.85	1:59.378	32.648	1:16.446					
	FL	31.757	1:43.569	32.479	1:44.436	10:14.5	PIT EXIT	10:46.4	PIT EXIT					
25	IP1	25.663	25.663	25.896	25.896	44.318	44.318	35.966	35.966					
	IP2	15.277	40.940	15.391	41.287	17.618	1:01.936	17.114	53.080					
	IP3	32.096	1:13.036	32.704	1:13.991	40.156	1:42.092	32.989	1:26.069					
	FL	32.139	1:45.175	40:11.3	PIT EXIT	34.430	2:16.522	34.220	2:00.289					
26	IP1	25.579	25.579	32.335	32.335	28.670	28.670	27.323	27.323					
	IP2	15.270	40.849	16.077	48.412	16.184	44.854	16.575	43.898					
	IP3	30.827	1:11.676	32.598	1:21.010	33.717	1:18.571	32.557	1:16.455					
	FL	31.719	1:43.395	33.083	1:54.093	33.337	1:51.908	33.883	1:50.338					
27	IP1	27.701	27.701	26.298	26.298	27.460	27.460	27.316	27.316					
	IP2	15.409	43.110	15.600	41.898	16.067	43.527	16.459	43.775					
	IP3	31.023	1:14.133	31.469	1:13.367	33.479	1:17.006	32.408	1:16.183					
	FL	31.949	1:46.082	32.419	1:45.786	35.031	1:52.037	33.930	1:50.113					
28	IP1	25.660	25.660	26.035	26.035	27.490	27.490	27.049	27.049					
	IP2	15.325	40.985	15.453	41.488	15.963	43.453	16.385	43.434					
	IP3	30.799	1:11.784	31.319	1:12.807	33.130	1:16.583	32.601	1:16.035					
	FL	31.761	1:43.545	32.151	1:44.958	-----	-----	33.883	1:49.918					



Jerez - 4423 m



11

CIRCUITO DE JEREZ - SUPERBIKE TEST

Thursday, January 26th 2023

ANALYSIS

Número	121		122		131		222		0		0		0	
	Vta	Sector	Vuelta	Sector	Vuelta	Sector	Vuelta	Sector	Vuelta	Sector	Vuelta	Sector	Vuelta	
29	IP1	25.612	25.612	25.862	25.862			27.255	27.255					
	IP2	15.289	40.901	15.366	41.228			16.468	43.723					
	IP3	30.845	1:11.746	31.056	1:12.284			32.189	1:15.912					
	FL	31.840	1:43.586	31.995	1:44.279			33.739	1:49.651					
30	IP1	25.529	25.529	25.774	25.774			26.954	26.954					
	IP2	15.326	40.855	15.415	41.189			16.401	43.355					
	IP3	30.812	1:11.667	31.012	1:12.201			32.214	1:15.569					
	FL	31.854	1:43.521	32.253	1:44.454			33.872	1:49.441					
31	IP1	27.295	27.295	25.907	25.907			27.065	27.065					
	IP2	15.745	43.040	15.627	41.534			16.607	43.672					
	IP3	32.355	1:15.395	31.081	1:12.615			32.469	1:16.141					
	FL	23:21.0	PIT EXIT	32.011	1:44.626			33.784	1:49.925					
32	IP1	29.235	29.235	25.778	25.778			26.946	26.946					
	IP2	15.549	44.784	15.364	41.142			16.414	43.360					
	IP3	31.883	1:16.667	30.759	1:11.901			32.291	1:15.651					
	FL	31.855	1:48.522	31.809	1:43.710			33.742	1:49.393					
33	IP1	25.397	25.397	25.868	25.868			27.295	27.295					
	IP2	15.103	40.500	15.374	41.242			16.379	43.674					
	IP3	30.474	1:10.974	31.040	1:12.282			34.280	1:17.954					
	FL	31.441	1:42.415	31.991	1:44.273			24:03.5	PIT EXIT					
34	IP1	25.352	25.352	25.750	25.750			35.348	35.348					
	IP2	15.119	40.471	15.373	41.123			17.401	52.749					
	IP3	30.413	1:10.884	31.162	1:12.285			33.257	1:26.006					
	FL	31.359	1:42.243	31.942	1:44.227			34.092	2:00.098					
35	IP1	25.354	25.354	27.410	27.410			27.185	27.185					
	IP2	15.009	40.363	15.690	43.100			16.361	43.546					
	IP3	30.236	1:10.599	31.370	1:14.470			32.425	1:15.971					
	FL	31.327	1:41.926	13:20.8	PIT EXIT			33.973	1:49.944					
36	IP1	25.175	25.175	36.072	36.072			27.056	27.056					
	IP2	14.995	40.170	17.259	53.331			16.373	43.429					
	IP3	30.277	1:10.447	35.170	1:28.501			32.230	1:15.659					
	FL	31.281	1:41.728	33.025	2:01.526			33.755	1:49.414					
37	IP1	25.207	25.207	26.221	26.221			27.151	27.151					
	IP2	15.005	40.212	15.552	41.773			16.348	43.499					
	IP3	30.474	1:10.686	31.573	1:13.346			32.354	1:15.853					
	FL	31.238	1:41.924	32.269	1:45.615			33.725	1:49.578					
38	IP1	25.129	25.129	25.962	25.962			26.899	26.899					
	IP2	14.950	40.079	15.379	41.341			16.338	43.237					
	IP3	30.260	1:10.339	31.081	1:12.422			32.655	1:15.892					
	FL	31.214	1:41.553	32.044	1:44.466			33.973	1:49.865					
39	IP1	25.217	25.217	26.006	26.006			26.855	26.855					
	IP2	15.065	40.282	15.470	41.476			16.260	43.115					
	IP3	30.383	1:10.665	31.035	1:12.511			32.275	1:15.390					
	FL	31.212	1:41.877	31.913	1:44.424			33.659	1:49.049					
40	IP1	25.125	25.125	25.688	25.688			26.980	26.980					
	IP2	15.073	40.198	15.288	40.976			16.317	43.297					
	IP3	30.282	1:10.480	30.854	1:11.830			32.011	1:15.308					
	FL	31.223	1:41.703	31.703	1:43.533			33.751	1:49.059					
41	IP1	29.725	29.725	25.712	25.712			27.090	27.090					
	IP2	15.574	45.299	15.323	41.035			16.261	43.351					
	IP3	31.748	1:17.047	30.764	1:11.799			32.225	1:15.576					
	FL	20:09.3	PIT EXIT	31.635	1:43.434			33.663	1:49.239					
42	IP1	28.096	28.096	27.532	27.532			26.856	26.856					
	IP2	15.209	43.305	15.611	43.143			16.326	43.182					
	IP3	30.837	1:14.142	34.451	1:17.594			32.155	1:15.337					
	FL	31.688	1:45.830	25:55.5	PIT EXIT			33.569	1:48.906					



Jerez - 4423 m

CIRCUITO DE JEREZ - SUPERBIKE TEST

Thursday, January 26th 2023

ANALYSIS

Número	121		122		131		222		0		0		0	
	Vta	Sector	Vuelta	Sector	Vuelta	Sector	Vuelta	Sector	Vuelta	Sector	Vuelta	Sector	Vuelta	
43	IP1	25.384	25.384	30.866	30.866			29.837	29.837					
	IP2	15.130	40.514	16.030	46.896			19.000	48.837					
	IP3	30.465	1:10.979	31.897	1:18.793			34.677	1:23.514					
	FL	31.243	1:42.222	32.721	1:51.514									
44	IP1	25.195	25.195	26.023	26.023									
	IP2	15.080	40.275	15.444	41.467									
	IP3	30.520	1:10.795	31.050	1:12.517									
	FL	31.314	1:42.109	32.078	1:44.595									
45	IP1	25.219	25.219	25.792	25.792									
	IP2	15.082	40.301	15.353	41.145									
	IP3	31.144	1:11.445	30.814	1:11.959									
	FL	19:50.5	PIT EXIT	31.842	1:43.801									
46	IP1	29.270	29.270	25.736	25.736									
	IP2	15.624	44.894	15.248	40.984									
	IP3	31.937	1:16.831	30.684	1:11.668									
	FL	32.288	1:49.119	31.771	1:43.439									
47	IP1	25.450	25.450	25.779	25.779									
	IP2	15.155	40.605	15.328	41.107									
	IP3	30.609	1:11.214	30.919	1:12.026									
	FL	31.505	1:42.719	31.944	1:43.970									
48	IP1	25.391	25.391	26.099	26.099									
	IP2	15.136	40.527	15.279	41.378									
	IP3	30.455	1:10.982	31.039	1:12.417									
	FL	31.387	1:42.369	31.835	1:44.252									
49	IP1	25.171	25.171	25.618	25.618									
	IP2	15.094	40.265	15.192	40.810									
	IP3	30.443	1:10.708	30.707	1:11.517									
	FL	31.385	1:42.093	31.545	1:43.062									
50	IP1	25.527	25.527	25.797	25.797									
	IP2	15.636	41.163	15.275	41.072									
	IP3	32.208	1:13.371	30.695	1:11.767									
	FL	31.583	1:44.954	31.648	1:43.415									
51	IP1	25.356	25.356	25.712	25.712									
	IP2	15.138	40.494	15.276	40.988									
	IP3	30.442	1:10.936	30.735	1:11.723									
	FL	31.335	1:42.271	31.921	1:43.644									
52	IP1	25.263	25.263	25.668	25.668									
	IP2	15.095	40.358	15.311	40.979									
	IP3	30.366	1:10.724	30.791	1:11.770									
	FL	31.254	1:41.978	31.669	1:43.439									
53	IP1	26.652	26.652	25.561	25.561									
	IP2	15.242	41.894	15.338	40.899									
	IP3	30.517	1:12.411	30.852	1:11.751									
	FL			31.766	1:43.517									
54	IP1			26.068	26.068									
	IP2			15.365	41.433									
	IP3			30.626	1:12.059									
	FL			31.880	1:43.939									
55	IP1			25.656	25.656									
	IP2			15.311	40.967									
	IP3			30.710	1:11.677									
	FL			31.710	1:43.387									
56	IP1			25.600	25.600									
	IP2			15.338	40.938									
	IP3			30.679	1:11.617									
	FL			31.698	1:43.315									

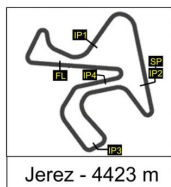


CIRCUITO DE JEREZ - SUPERBIKE TEST

Thursday, January 26th 2023

ANALYSIS

Número	121		122		131		222		0		0		0	
	Vta	Sector	Vuelta	Sector	Vuelta	Sector	Vuelta	Sector	Vuelta	Sector	Vuelta	Sector	Vuelta	
57	IP1			25.572	25.572									
	IP2			15.347	40.919									
	IP3			30.736	1:11.655									
	FL			31.857	1:43.512									
58	IP1			26.115	26.115									
	IP2			15.370	41.485									
	IP3			30.773	1:12.258									
	FL			31.859	1:44.117									
59	IP1			25.661	25.661									
	IP2			15.277	40.938									
	IP3			30.791	1:11.729									
	FL			31.723	1:43.452									
60	IP1			26.997	26.997									
	IP2			16.107	43.104									
	IP3			33.214	1:16.318									
	FL													
61	IP1													
	IP2													
	IP3													
	FL													
62	IP1													
	IP2													
	IP3													
	FL													
63	IP1													
	IP2													
	IP3													
	FL													
64	IP1													
	IP2													
	IP3													
	FL													
65	IP1													
	IP2													
	IP3													
	FL													
66	IP1													
	IP2													
	IP3													
	FL													
67	IP1													
	IP2													
	IP3													
	FL													
68	IP1													
	IP2													
	IP3													
	FL													
69	IP1													
	IP2													
	IP3													
	FL													
70	IP1													
	IP2													
	IP3													
	FL													



Jerez - 4423 m



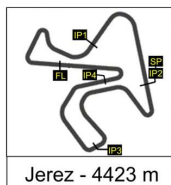
12

CIRCUITO DE JEREZ - SUPERBIKE TEST

Thursday, January 26th 2023

40 BEST LAPS

Dorsal	Piloto	Nat	Equipo	Maq.	Hora	Vuelta	Tiempo
54	Toprak RAZGATLIOGLU	TUR	PATA YAMAHA WITH BRIX WORL	YAMAHA	16:03:49	38	1:38.269
54	Toprak RAZGATLIOGLU	TUR	PATA YAMAHA WITH BRIX WORL	YAMAHA	16:29:34	47	1:38.300
65	Jonathan REA	GBR	KAWASAKI RACING TEAM	KAWASAKI	17:08:25	53	1:38.352
54	Toprak RAZGATLIOGLU	TUR	PATA YAMAHA WITH BRIX WORL	YAMAHA	16:17:25	43	1:38.406
1	Alvaro BAUTISTA	ESP	ARUBA.IT RACING - DUCATI	DUCATI	15:58:47	65	1:38.449
1	Alvaro BAUTISTA	ESP	ARUBA.IT RACING - DUCATI	DUCATI	15:10:54	50	1:38.540
54	Toprak RAZGATLIOGLU	TUR	PATA YAMAHA WITH BRIX WORL	YAMAHA	16:05:28	39	1:38.558
54	Toprak RAZGATLIOGLU	TUR	PATA YAMAHA WITH BRIX WORL	YAMAHA	16:31:13	48	1:38.625
21	Michael Ruben RINALDI	ITA	ARUBA.IT RACING - DUCATI	DUCATI	16:53:16	67	1:38.646
1	Alvaro BAUTISTA	ESP	ARUBA.IT RACING - DUCATI	DUCATI	15:32:03	57	1:38.686
54	Toprak RAZGATLIOGLU	TUR	PATA YAMAHA WITH BRIX WORL	YAMAHA	16:19:04	44	1:38.708
65	Jonathan REA	GBR	KAWASAKI RACING TEAM	KAWASAKI	16:58:06	49	1:38.772
21	Michael Ruben RINALDI	ITA	ARUBA.IT RACING - DUCATI	DUCATI	16:40:11	63	1:38.814
1	Alvaro BAUTISTA	ESP	ARUBA.IT RACING - DUCATI	DUCATI	16:02:05	67	1:38.879
21	Michael Ruben RINALDI	ITA	ARUBA.IT RACING - DUCATI	DUCATI	15:59:16	54	1:38.888
54	Toprak RAZGATLIOGLU	TUR	PATA YAMAHA WITH BRIX WORL	YAMAHA	17:14:17	56	1:38.891
1	Alvaro BAUTISTA	ESP	ARUBA.IT RACING - DUCATI	DUCATI	15:33:42	58	1:38.977
21	Michael Ruben RINALDI	ITA	ARUBA.IT RACING - DUCATI	DUCATI	16:41:50	64	1:38.981
54	Toprak RAZGATLIOGLU	TUR	PATA YAMAHA WITH BRIX WORL	YAMAHA	13:52:39	17	1:39.010
1	Alvaro BAUTISTA	ESP	ARUBA.IT RACING - DUCATI	DUCATI	15:12:33	51	1:39.018
1	Alvaro BAUTISTA	ESP	ARUBA.IT RACING - DUCATI	DUCATI	12:32:15	25	1:39.038
1	Alvaro BAUTISTA	ESP	ARUBA.IT RACING - DUCATI	DUCATI	17:04:05	83	1:39.039
1	Alvaro BAUTISTA	ESP	ARUBA.IT RACING - DUCATI	DUCATI	16:41:57	78	1:39.065
1	Alvaro BAUTISTA	ESP	ARUBA.IT RACING - DUCATI	DUCATI	14:52:06	45	1:39.067
1	Alvaro BAUTISTA	ESP	ARUBA.IT RACING - DUCATI	DUCATI	12:33:54	26	1:39.080
1	Alvaro BAUTISTA	ESP	ARUBA.IT RACING - DUCATI	DUCATI	15:14:13	52	1:39.086
54	Toprak RAZGATLIOGLU	TUR	PATA YAMAHA WITH BRIX WORL	YAMAHA	16:07:07	40	1:39.091
1	Alvaro BAUTISTA	ESP	ARUBA.IT RACING - DUCATI	DUCATI	15:38:40	61	1:39.097
1	Alvaro BAUTISTA	ESP	ARUBA.IT RACING - DUCATI	DUCATI	16:33:41	73	1:39.121
65	Jonathan REA	GBR	KAWASAKI RACING TEAM	KAWASAKI	14:33:06	24	1:39.158
54	Toprak RAZGATLIOGLU	TUR	PATA YAMAHA WITH BRIX WORL	YAMAHA	17:15:56	57	1:39.165
22	Alex LOWES	GBR	KAWASAKI RACING TEAM	KAWASAKI	17:17:12	75	1:39.175
1	Alvaro BAUTISTA	ESP	ARUBA.IT RACING - DUCATI	DUCATI	16:05:23	69	1:39.175
1	Alvaro BAUTISTA	ESP	ARUBA.IT RACING - DUCATI	DUCATI	14:50:27	44	1:39.176
1	Alvaro BAUTISTA	ESP	ARUBA.IT RACING - DUCATI	DUCATI	15:35:21	59	1:39.176
1	Alvaro BAUTISTA	ESP	ARUBA.IT RACING - DUCATI	DUCATI	16:03:44	68	1:39.186
21	Michael Ruben RINALDI	ITA	ARUBA.IT RACING - DUCATI	DUCATI	15:55:58	52	1:39.192
77	Dominique AEGERTER	SWI	GRT YAMAHA WORLDSBK TEAM	YAMAHA	16:59:02	70	1:39.193
1	Alvaro BAUTISTA	ESP	ARUBA.IT RACING - DUCATI	DUCATI	14:48:48	43	1:39.214
1	Alvaro BAUTISTA	ESP	ARUBA.IT RACING - DUCATI	DUCATI	12:35:33	27	1:39.219



Jerez - 4423 m



13

CIRCUITO DE JEREZ - SUPERBIKE TEST

Thursday, January 26th 2023

TOP FIVE LAPS

Piloto	Nat	Equipo	Top Five Laps				
54	TUR	TOPRAK RAZGATLIOGLU	1:38.269	1:38.300	1:38.406	1:38.558	1:38.625
65	GBR	JONATHAN REA	1:38.352	1:38.772	1:39.158	1:39.223	1:39.259
1	ESP	ALVARO BAUTISTA	1:38.449	1:38.540	1:38.686	1:38.879	1:38.977
21	ITA	MICHAEL RUBEN RINALDI	1:38.646	1:38.814	1:38.888	1:38.981	1:39.192
22	GBR	ALEX LOWES	1:39.175	1:39.289	1:39.612	1:39.701	1:39.721
77	SWI	DOMINIQUE AEGERTER	1:39.193	1:39.601	1:39.971	1:39.992	1:40.080
55	ITA	ANDREA LOCATELLI	1:39.280	1:39.541	1:39.629	1:39.645	1:39.649
9	ITA	DANILO PETRUCCI	1:39.311	1:39.549	1:39.614	1:39.668	1:39.704
7	ESP	IKER LECUONA	1:39.337	1:39.603	1:39.640	1:39.776	1:39.792
87	AUS	REMY GARDNER	1:39.464	1:39.607	1:39.875	1:39.892	1:39.915
76	FRA	LORIS BAZ	1:39.517	1:39.814	1:40.074	1:40.174	1:40.314
45	GBR	SCOTT REDDING	1:39.710	1:39.964	1:40.054	1:40.110	1:40.205
97	ESP	XAVI VIERGE	1:39.860	1:39.943	1:40.093	1:40.098	1:40.156
5	GER	PHILIPP OETTL	1:40.023	1:40.034	1:40.075	1:40.125	1:40.273
31	USA	GARRETT GERLOFF	1:40.101	1:40.193	1:40.333	1:40.381	1:40.433
60	NED	MICHAEL VD MARK	1:40.221	1:40.259	1:40.271	1:40.381	1:40.409
66	GBR	TOM SYKES	1:40.750	1:41.411	1:41.525	1:41.572	1:41.775
34	ITA	LORENZO BALDASSARRI	1:40.975	1:41.206	1:41.220	1:41.512	1:41.582
121	FRA	FLORIAN MARINO	1:41.553	1:41.703	1:41.728	1:41.877	1:41.924
52	CZE	OLIVER KÖNIG	1:41.595	1:41.768	1:41.859	1:42.043	1:42.482
11	ITA	NICCOLO BULEGA	1:41.685	1:41.748	1:41.773	1:42.079	1:42.503
61	TUR	CAN ONCU	1:41.858	1:42.205	1:42.242	1:42.312	1:42.493
64	ITA	FEDERICO CARICASULO	1:42.012	1:42.393	1:42.455	1:42.547	1:42.662
40	ESP	ROMAN RAMOS	1:42.087	1:42.192	1:42.260	1:42.365	1:42.398
99	ESP	ADRIAN HUERTAS	1:42.923	1:42.961	1:42.970	1:43.180	1:43.184
122	GBR	SAM LOWES	1:43.062	1:43.315	1:43.387	1:43.415	1:43.434
19	ITA	ANDREA MANTOVANI	1:43.149	1:43.167	1:43.374	1:43.393	1:43.417
27	GBR	JOHN MCPHEE	1:43.665	1:43.761	1:43.830	1:43.893	1:44.107
131	ESP	ROBERTO GARCIA	1:44.574	1:44.620	1:44.735	1:44.978	1:45.012
16	JAP	YUTA OKAYA	1:46.225	1:46.437	1:46.752	1:46.930	1:47.674
44	ESP	DAVID MUÑOZ	1:47.138	1:47.189	1:47.345	1:47.379	1:47.422
222	ESP	ANA CARRASCO	1:48.906	1:49.049	1:49.059	1:49.239	1:49.393



Jerez - 4423 m



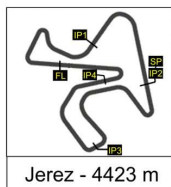
14

CIRCUITO DE JEREZ - SUPERBIKE TEST

Thursday, January 26th 2023

40 BEST MAXIMUM SPEEDS

Dorsal	Piloto	Nat	Equipo	Maq.	Hora	Vuelta	Vmax
1	Alvaro BAUTISTA	ESP	ARUBA.IT RACING - DUCATI	DUCATI	11:37:37	9	279,4
1	Alvaro BAUTISTA	ESP	ARUBA.IT RACING - DUCATI	DUCATI	11:22:07	5	278,0
1	Alvaro BAUTISTA	ESP	ARUBA.IT RACING - DUCATI	DUCATI	11:35:57	8	277,8
1	Alvaro BAUTISTA	ESP	ARUBA.IT RACING - DUCATI	DUCATI	11:34:18	7	277,3
1	Alvaro BAUTISTA	ESP	ARUBA.IT RACING - DUCATI	DUCATI	12:09:56	18	277,2
1	Alvaro BAUTISTA	ESP	ARUBA.IT RACING - DUCATI	DUCATI	12:04:56	15	277,1
1	Alvaro BAUTISTA	ESP	ARUBA.IT RACING - DUCATI	DUCATI	11:39:16	10	276,7
1	Alvaro BAUTISTA	ESP	ARUBA.IT RACING - DUCATI	DUCATI	11:17:09	2	276,6
1	Alvaro BAUTISTA	ESP	ARUBA.IT RACING - DUCATI	DUCATI	12:58:46	35	276,6
1	Alvaro BAUTISTA	ESP	ARUBA.IT RACING - DUCATI	DUCATI	12:03:16	14	276,2
21	Michael Ruben RINALDI	ITA	ARUBA.IT RACING - DUCATI	DUCATI	11:32:25	5	276,0
1	Alvaro BAUTISTA	ESP	ARUBA.IT RACING - DUCATI	DUCATI	12:29:35	23	275,9
1	Alvaro BAUTISTA	ESP	ARUBA.IT RACING - DUCATI	DUCATI	15:13:13	51	275,8
1	Alvaro BAUTISTA	ESP	ARUBA.IT RACING - DUCATI	DUCATI	11:20:28	4	275,7
1	Alvaro BAUTISTA	ESP	ARUBA.IT RACING - DUCATI	DUCATI	15:36:01	59	275,7
1	Alvaro BAUTISTA	ESP	ARUBA.IT RACING - DUCATI	DUCATI	12:06:36	16	275,6
1	Alvaro BAUTISTA	ESP	ARUBA.IT RACING - DUCATI	DUCATI	12:08:16	17	275,6
1	Alvaro BAUTISTA	ESP	ARUBA.IT RACING - DUCATI	DUCATI	14:51:06	44	275,6
1	Alvaro BAUTISTA	ESP	ARUBA.IT RACING - DUCATI	DUCATI	16:04:23	68	275,5
1	Alvaro BAUTISTA	ESP	ARUBA.IT RACING - DUCATI	DUCATI	11:18:48	3	275,4
1	Alvaro BAUTISTA	ESP	ARUBA.IT RACING - DUCATI	DUCATI	12:26:16	21	275,2
1	Alvaro BAUTISTA	ESP	ARUBA.IT RACING - DUCATI	DUCATI	12:32:54	25	275,1
1	Alvaro BAUTISTA	ESP	ARUBA.IT RACING - DUCATI	DUCATI	16:01:05	66	274,7
1	Alvaro BAUTISTA	ESP	ARUBA.IT RACING - DUCATI	DUCATI	11:15:28	1	274,6
1	Alvaro BAUTISTA	ESP	ARUBA.IT RACING - DUCATI	DUCATI	12:31:15	24	274,5
1	Alvaro BAUTISTA	ESP	ARUBA.IT RACING - DUCATI	DUCATI	16:40:57	77	274,5
1	Alvaro BAUTISTA	ESP	ARUBA.IT RACING - DUCATI	DUCATI	12:52:06	31	274,3
1	Alvaro BAUTISTA	ESP	ARUBA.IT RACING - DUCATI	DUCATI	14:52:45	45	274,3
1	Alvaro BAUTISTA	ESP	ARUBA.IT RACING - DUCATI	DUCATI	14:47:48	42	274,3
1	Alvaro BAUTISTA	ESP	ARUBA.IT RACING - DUCATI	DUCATI	15:59:26	65	274,3
1	Alvaro BAUTISTA	ESP	ARUBA.IT RACING - DUCATI	DUCATI	12:27:56	22	274,2
21	Michael Ruben RINALDI	ITA	ARUBA.IT RACING - DUCATI	DUCATI	12:03:45	13	274,2
1	Alvaro BAUTISTA	ESP	ARUBA.IT RACING - DUCATI	DUCATI	15:14:52	52	274,0
1	Alvaro BAUTISTA	ESP	ARUBA.IT RACING - DUCATI	DUCATI	11:13:45	0	273,8
1	Alvaro BAUTISTA	ESP	ARUBA.IT RACING - DUCATI	DUCATI	15:32:42	57	273,8
1	Alvaro BAUTISTA	ESP	ARUBA.IT RACING - DUCATI	DUCATI	15:34:21	58	273,8
1	Alvaro BAUTISTA	ESP	ARUBA.IT RACING - DUCATI	DUCATI	14:42:49	39	273,7
1	Alvaro BAUTISTA	ESP	ARUBA.IT RACING - DUCATI	DUCATI	16:32:41	72	273,7
21	Michael Ruben RINALDI	ITA	ARUBA.IT RACING - DUCATI	DUCATI	11:27:24	2	273,7
1	Alvaro BAUTISTA	ESP	ARUBA.IT RACING - DUCATI	DUCATI	11:40:58	11	273,6



Jerez - 4423 m

CIRCUITO DE JEREZ - SUPERBIKE TEST

Thursday, January 26th 2023

TOP FIVE MAXIMUM SPEEDS

Piloto	Nat	Equipo	Top Five Vmax					
1	Alvaro BAUTISTA	ESP	ARUBA.IT RACING - DUCATI	279,4	278,0	277,8	277,3	277,2
21	Michael Ruben RINALDI	ITA	ARUBA.IT RACING - DUCATI	276,0	274,2	273,7	273,4	273,3
31	Garrett GERLOFF	USA	BONOVO ACTION TEAM	272,3	269,5	269,4	269,2	269,1
22	Alex LOWES	GBR	KAWASAKI RACING TEAM	271,6	269,9	269,5	269,0	269,0
9	Danilo PETRUCCI	ITA	BARNI SPARK RACING TEAM	271,2	270,9	270,7	270,2	269,7
45	Scott REDDING	GBR	BMW MOTORRAD WORLDSBK TE	270,6	269,9	269,1	268,8	268,5
65	Jonathan REA	GBR	KAWASAKI RACING TEAM	269,4	267,9	267,9	267,8	267,6
76	Loris BAZ	FRA	BONOVO ACTION TEAM	269,3	268,1	267,7	267,3	266,9
97	Xavi VIERGE	ESP	TEAM HRC WORLDSBK	269,1	269,0	269,0	268,7	268,7
55	Andrea LOCATELLI	ITA	PATA YAMAHA WITH BRIX WORLD	268,6	267,3	266,7	266,6	266,3
5	Philipp OETTL	GER	TEAM GOELEVELN	268,5	268,3	268,0	267,6	267,2
7	Iker LECUONA	ESP	TEAM HRC WORLDSBK	268,3	268,0	267,5	267,4	267,1
54	Toprak RAZGATLIOGLU	TUR	PATA YAMAHA WITH BRIX WORLD	268,2	267,1	265,9	265,7	265,6
87	Remy GARDNER	AUS	GRT YAMAHA WORLDSBK TEAM	266,9	266,3	264,6	263,9	263,4
77	Dominique AEGERTER	SWI	GRT YAMAHA WORLDSBK TEAM	266,8	265,4	265,0	264,6	264,4
60	Michael VD MARK	NED	BMW MOTORRAD WORLDSBK TE	266,6	266,3	265,7	265,4	265,3
121	Florian MARINO	FRA	KAWASAKI RACING TEAM	266,4	265,6	264,8	264,7	264,4
52	Oliver KÖNIG	CZE	VERDNATURA ORELAC	263,5	261,5	261,2	261,1	260,5
66	Tom SYKES	GBR	KAWASAKI PUCCETTI RACING	262,4	262,1	261,9	261,4	261,4
34	Lorenzo BALDASSARRI	ITA	GMT94 YAMAHA	260,9	260,8	260,4	259,6	259,5
40	Roman RAMOS	ESP	KAWASAKI PALMETO	256,1	255,9	255,9	255,7	255,5
131	Roberto GARCIA	ESP	CARDOSO RACING	255,4	255,2	254,8	253,9	253,1
122	Sam LOWES	GBR	MARC VDS TEAM	253,3	253,2	252,9	252,7	252,7
44	David MUÑOZ	ESP	CARDOSO RACING	252,5	250,9	250,0	248,8	248,2
11	Niccolo BULEGA	ITA	ARUBA.IT RACING - DUCATI	240,3	240,2	239,8	239,6	239,5
64	Federico CARICASULO	ITA	ALTHEA RACING	239,3	239,2	238,0	237,7	237,7
99	Adrian HUERTAS	ESP	MTM RACING	238,1	237,9	236,5	236,3	236,2
19	Andrea MANTOVANI	ITA	EVAN BROS WORLDSSP YAMAHA	237,8	237,6	237,4	237,2	237,1
61	Can ONCU	TUR	KAWASAKI PUCCETTI RACING	237,5	235,6	234,6	234,2	234,1
27	John MCPHEE	GBR	VINCE64 RACING by PUCCETTI	236,0	234,8	234,6	234,6	234,5
16	Yuta OKAYA	JAP	PRODINA TEAM	232,6	232,3	232,2	231,9	231,4
222	Ana CARRASCO	ESP	CARDOSO RACING	226,7	224,9	224,7	224,6	224,3