

TEST Day WorldSBK

Test Day Afternoon (Day1 Aft)
Results

Document 3

Rnk	No.	Rider	Team	Nation	Class	Sector 1	Sector 2	Sector 3	Spd	Time	Gap	Laps
1	21b	Michael Ruben RINALDI 2	Team Motocorsa Racin	ITA	WSBK	34.735	40.451	24.227	280.5	1:39.413		20
2	49	Test bike BRIDEWELL 1	Team HRC	GBR	BSB	35.066	40.903	24.616	274.1	1:40.585	1.172	14
3	53	Tito RABAT 1	Kawasaki Puccetti Ra	ESP	WSBK	35.950	41.770	24.688	278.4	1:42.408	2.995	45
4	18	Andrew IRWIN 1	Team HRC	GBR	BSB	36.086	42.580	25.211	257.8	1:43.877	4.464	26
5	99b	Adrian HUERTAS 2	Aruba.it Racing - Du	ESP	SSP	36.608	43.241	25.903	244.3	1:45.752	6.339	12

Start Time : 23/05 - 14:00:07

Best lap : No.21b Michael Ruben RINALDI 2 1:39.413 136.45 kph

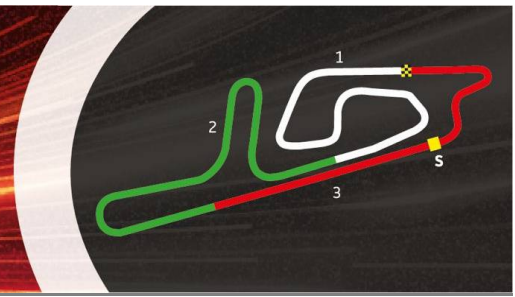
Weather : Scattered cloud Air : 18°C Track : Wet

Test MOTOCORSA Racing - Cremona Circuit (ITA) 23-24/05/2024

Page 1 / 1

Timekeeping by LSTiming

Apex Timing GoRacing

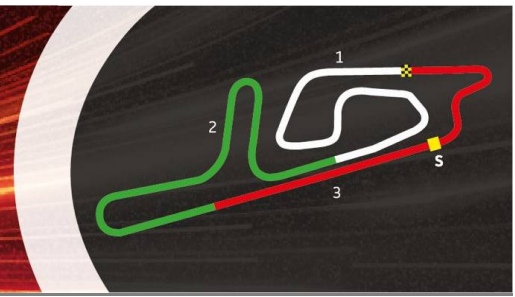


TEST Day WorldSBK

Test Day Afternoon (Day1 A1)
Best Sectors Analysis

For information purposes. No official / regulatory value

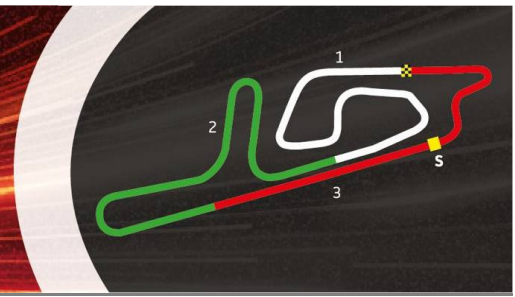
S1			S2			S3			Ideal Lap Times						
Rnk	No.	Time	Rnk	No.	Time	Rnk	No.	Time	Rnk	No.	Rider	Nation	Ideal Lap	Best Lap	Diff.
1	21b	34.735	1	21b	40.416	1	21b	24.168	1	21b	RINALDI 2 Michael Ruben	ITA	1:39.319	1:39.413	0.094
2	49	35.061	2	49	40.903	2	49	24.616	2	49	BRIDEWELL 1 Test bike	GBR	1:40.580	1:40.585	0.005
3	53	35.753	3	53	41.770	3	53	24.688	3	53	RABAT 1 Tito	ESP	1:42.211	1:42.408	0.197
4	18	36.074	4	18	42.580	4	18	25.211	4	18	IRWIN 1 Andrew	GBR	1:43.865	1:43.877	0.012
5	99b	36.608	5	99b	43.241	5	99b	25.903	5	99b	HUERTAS 2 Adrian	ESP	1:45.752	1:45.752	



TEST Day WorldSBK

**Test Day Afternoon (Day1 Aft)
Analysis**

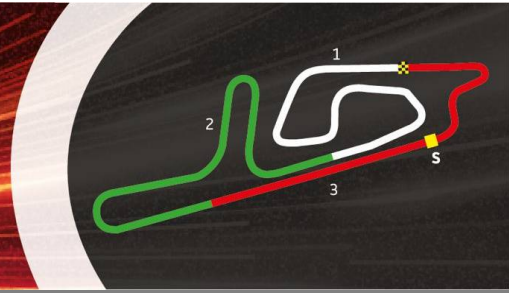
Laps	Sector 1	Sector 2	Sector 3	Lap Time	Spd	Time of Day
No.21b RINALDI 2 Michael Ruben						
1	37.696	43.176	25.717	1:46.589	256	15:50:52.894
2	36.750	42.507	25.096	1:44.353	273	15:52:37.247
3	36.185	41.744	24.798	1:42.727	267	15:54:19.974
4	35.714	41.308	24.498	1:41.520	274	15:56:01.494
5	35.372	40.911	24.610	1:40.893	270	15:57:42.387
6	35.472	40.841	24.475	1:40.788	274	15:59:23.175
7	35.093	40.750	24.334	1:40.177	280	16:01:03.352
8	35.012	40.753	24.323	1:40.088	277	16:02:43.440
9	35.028	40.652	24.341	1:40.021	279	16:04:23.461
10	35.038	40.557	24.249	1:39.844	276	16:06:03.305
11	34.956	40.416	24.207	1:39.579	276	16:07:42.884
12	34.850	40.530	24.168	1:39.548	277	16:09:22.432
13 IN	38.026	45.078	34.414	1:57.518	232	16:11:19.950
14	23:40.936	42.863	25.162	24:48.961	260	16:36:08.911
15	35.831	41.203	24.385	1:41.419	276	16:37:50.330
16	35.007	40.707	24.365	1:40.079	274	16:39:30.409
17	34.735	40.451	24.227	1:39.413	275	16:41:09.822
18	34.922	40.572	24.180	1:39.674	277	16:42:49.496
19	34.791	40.525	24.337	1:39.653	268	16:44:29.149
20 IN	37.745	45.209	33.250	1:56.204	219	16:46:25.353



TEST Day WorldSBK

Test Day Afternoon (Day1 Aft)
Analysis

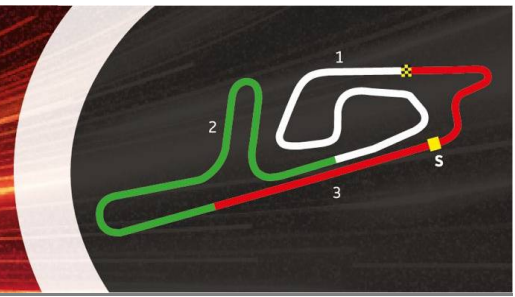
Laps	Sector 1	Sector 2	Sector 3	Lap Time	Spd	Time of Day
No.99b HUERTAS 2 Adrian						
1	40.526	47.331	28.384	1:56.241	219	15:38:50.878
2	39.793	46.296	27.710	1:53.799	227	15:40:44.677
3	38.458	44.955	27.020	1:50.433	227	15:42:35.110
4	37.907	44.619	26.578	1:49.104	235	15:44:24.214
5	37.602	44.333	26.760	1:48.695	232	15:46:12.909
6	37.209	43.776	26.403	1:47.388	233	15:48:00.297
7	36.964	43.553	26.143	1:46.660	240	15:49:46.957
8	37.059	43.525	26.151	1:46.735	237	15:51:33.692
9	36.820	43.584	26.183	1:46.587	238	15:53:20.279
10	36.788	43.294	26.034	1:46.116	244	15:55:06.395
11	36.608	43.241	25.903	1:45.752	244	15:56:52.147
12 IN	38.838	45.709	33.691	1:58.238	234	15:58:50.385



TEST Day WorldSBK

Test Day Afternoon (Day1 Aft)
Analysis

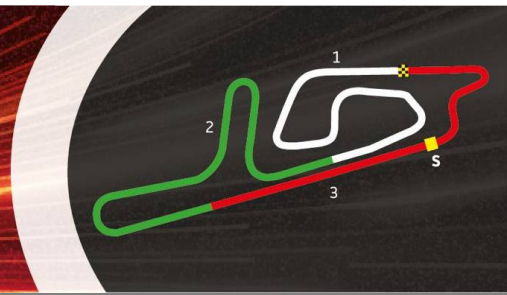
Laps	Sector 1	Sector 2	Sector 3	Lap Time	Spd	Time of Day
No.18 IRWIN 1 Andrew						
1	41.630	48.304	28.717	1:58.651	217	16:07:23.389
2	40.740	46.898	27.842	1:55.480	229	16:09:18.869
3	39.975	46.394	27.313	1:53.682	233	16:11:12.551
4	39.342	45.661	26.687	1:51.690	240	16:13:04.241
5	38.724	45.167	26.589	1:50.480	244	16:14:54.721
6 IN	38.832	47.151	35.506	2:01.489	225	16:16:56.210
7	18:59.438	47.371	27.417	20:14.226	233	16:37:10.436
8	38.771	45.846	26.687	1:51.304	241	16:39:01.740
9	38.224	45.188	26.381	1:49.793	244	16:40:51.533
10	37.716	44.411	26.358	1:48.485	243	16:42:40.018
11	37.258	43.887	26.133	1:47.278	247	16:44:27.296
12	37.111	43.584	25.800	1:46.495	243	16:46:13.791
13	36.861	43.304	25.914	1:46.079	247	16:47:59.870
14	36.535	43.137	25.593	1:45.265	250	16:49:45.135
15 IN	38.846	46.333	34.630	1:59.809	216	16:51:44.944
16	23:40.130	48.063	26.384	24:54.577	233	17:16:39.521
17	36.638	42.990	25.666	1:45.294	245	17:18:24.815
18 IN	36.266	42.949	33.606	1:52.821	201	17:20:17.636
19	16:50.492	44.823	26.677	18:01.992	238	17:38:19.628
20	36.989	43.497	25.905	1:46.391	247	17:40:06.019
21	36.365	42.915	25.396	1:44.676	255	17:41:50.695
22	36.563	42.924	25.421	1:44.908	257	17:43:35.603
23	36.086	42.580	25.211	1:43.877	257	17:45:19.480
24	36.744	44.466	25.624	1:46.834	254	17:47:06.314
25	36.247	42.631	25.311	1:44.189	255	17:48:50.503
26 IN	36.074	46.046	33.089	1:55.209	227	17:50:45.712



TEST Day WorldSBK

Test Day Afternoon (Day1 Aft)
Analysis

Laps	Sector 1	Sector 2	Sector 3	Lap Time	Spd	Time of Day
No.49 BRIDEWELL 1 Test bike						
1	37.216	42.785	25.971	1:45.972	255	16:18:19.687
2	36.545	42.245	25.430	1:44.220	262	16:20:03.907
3	35.934	41.766	25.376	1:43.076	262	16:21:46.983
4	35.783	41.716	25.129	1:42.628	264	16:23:29.611
5	35.401	41.438	25.073	1:41.912	269	16:25:11.523
6	35.269	41.127	24.786	1:41.182	274	16:26:52.705
7	35.066	40.903	24.616	1:40.585	273	16:28:33.290
8 IN	36.206	42.656	33.753	1:52.615	240	16:30:25.905
9	38:13.256	44.568	25.724	39:23.548	260	17:09:49.453
10	35.921	41.792	25.189	1:42.902	266	17:11:32.355
11	35.089	41.301	24.811	1:41.201	271	17:13:13.556
12	35.241	41.074	24.747	1:41.062	274	17:14:54.618
13	35.061	41.077	24.678	1:40.816	274	17:16:35.434
14	35.673	41.876	24.853	1:42.402	270	17:18:17.836



TEST Day WorldSBK

Test Day Afternoon (Day1 Aft)
Analysis

Laps	Sector 1	Sector 2	Sector 3	Lap Time	Spd	Time of Day
No.53	RABAT 1 Tito					
1	41.541	47.800	28.168	1:57.509	231	15:01:40.241
2	39.944	46.641	27.387	1:53.972	224	15:03:34.213
3	38.760	44.914	26.710	1:50.384	246	15:05:24.597
4	38.366	44.623	26.231	1:49.220	250	15:07:13.817
5	37.933	43.876	26.102	1:47.911	246	15:09:01.728
6	37.732	43.982	25.976	1:47.690	249	15:10:49.418
7	37.130	43.361	25.717	1:46.208	252	15:12:35.626
8	37.112	43.409	25.830	1:46.351	249	15:14:21.977
9	36.979	42.935	25.642	1:45.556	241	15:16:07.533
10	36.703	42.295	25.238	1:44.236	262	15:17:51.769
11	36.350	42.284	25.495	1:44.129	248	15:19:35.898
12	36.710	42.601	25.633	1:44.944	240	15:21:20.842
13	36.527	41.983	24.993	1:43.503	253	15:23:04.345
14 IN	40.512	44.574	34.360	1:59.446	218	15:25:03.791
15	27:31.532	44.475	26.326	28:42.333	264	15:53:46.124
16	37.417	43.177	25.570	1:46.164	252	15:55:32.288
17	36.734	42.494	25.207	1:44.435	256	15:57:16.723
18	36.451	42.455	25.197	1:44.103	262	15:59:00.826
19	36.463	41.946	25.006	1:43.415	266	16:00:44.241
20	35.904	42.091	24.841	1:42.836	270	16:02:27.077
21	36.048	42.240	24.798	1:43.086	267	16:04:10.163
22	35.976	42.108	24.694	1:42.778	266	16:05:52.941
23 IN	36.002	41.974	34.726	1:52.702	252	16:07:45.643
24	24:58.437	44.828	25.742	26:09.007	259	16:33:54.650
25	36.921	43.156	25.370	1:45.447	263	16:35:40.097
26	36.516	42.443	25.240	1:44.199	256	16:37:24.296
27	36.097	42.271	24.903	1:43.271	260	16:39:07.567
28	36.130	42.227	25.611	1:43.968	251	16:40:51.535
29	36.314	42.339	24.913	1:43.566	260	16:42:35.101
30	36.359	42.247	24.952	1:43.558	256	16:44:18.659
31	36.181	41.880	24.807	1:42.868	264	16:46:01.527
32 IN	35.903	41.966	38.345	1:56.214	233	16:47:57.741
33	23:26.872	43.790	25.786	24:36.448	244	17:12:34.189
34	36.581	42.729	25.120	1:44.430	259	17:14:18.619
35 IN	35.764	41.913	30.017	1:47.694	266	17:16:06.313
36	18:40.761	42.758	24.923	19:48.442	271	17:35:54.755
37	35.908	42.063	24.817	1:42.788	256	17:37:37.543
38	36.218	42.177	24.803	1:43.198	270	17:39:20.741
39	36.032	42.075	24.830	1:42.937	278	17:41:03.678
40	35.951	42.184	25.069	1:43.204	260	17:42:46.882
41	39.556	42.579	24.711	1:46.846	267	17:44:33.728
42	35.753	41.932	24.833	1:42.518	265	17:46:16.246
43	35.831	41.978	24.868	1:42.677	272	17:47:58.923
44	35.950	41.770	24.688	1:42.408	263	17:49:41.331
45 IN	40.544	46.531	36.366	2:03.441	162	17:51:44.772