

DWO Phillip Island Official Test, 17-18 February 2025

Results Free Practice 2nd Session

No.	Rider	Nat	Team	Bike	Time	Gap	Rel.	Laps	Speed	
									Avg	Max
1	11 N. BULEGA	ITA	Aruba.it Racing - Ducati	Ducati Panigale V4R	1'28.765			35	180,274	311,8
2	29 A. IANNONE	ITA	Team Pata Go Eleven	Ducati Panigale V4R	1'29.263	0.498	0.498	27	179,268	316,3
3	1 T. RAZGATLIOGLU	TUR	ROKIT BMW Motorrad WorldSBK Team	BMW M1000RR	1'29.334	0.569	0.071	32	179,126	316,3
4	9 D. PETRUCCI	ITA	Barni Spark Racing Team	Ducati Panigale V4R	1'29.712	0.947	0.378	30	178,371	320,1
5	19 A. BAUTISTA	ESP	Aruba.it Racing - Ducati	Ducati Panigale V4R	1'29.828	1.063	0.116	43	178,140	315,4
6	22 A. LOWES	GBR	bimota by Kawasaki Racing Team	bimota KB998 Rimini	1'29.883	1.118	0.055	31	178,031	312,7
7	55 A. LOCATELLI	ITA	Pata Maxus Yamaha	Yamaha YZF R1	1'29.886	1.121	0.003	36	178,025	310,9
8	17 R. VICKERS	GBR	Motocorsa Racing	Ducati Panigale V4R	1'29.982	1.217	0.096	37	177,836	314,5
9	97 X. VIERGE	ESP	Honda HRC	Honda CBR1000 RR-R	1'30.023	1.258	0.041	34	177,755	316,3
10	31 G. GERLOFF	USA	Kawasaki WorldSBK Team	Kawasaki ZX-10RR	1'30.048	1.283	0.025	36	177,705	314,5
11	60 M. VAN DER MARK	NED	ROKIT BMW Motorrad WorldSBK Team	BMW M1000RR	1'30.099	1.334	0.051	40	177,605	314,5
12	14 S. LOWES	GBR	ELF Marc VDS Racing Team	Ducati Panigale V4R	1'30.150	1.385	0.051	38	177,504	314,5
13	87 R. GARDNER	AUS	GYTR GRT Yamaha WorldSBK Team	Yamaha YZF R1	1'30.223	1.458	0.073	30	177,361	310,9
14	47 A. BASSANI	ITA	bimota by Kawasaki Racing Team	bimota KB998 Rimini	1'30.287	1.522	0.064	32	177,235	308,2
15	45 S. REDDING	GBR	MGM BONDOV Racing	Ducati Panigale V4R	1'30.412	1.647	0.125	39	176,990	314,5
16	53 T. RABAT	ESP	Yamaha Motoxrcing WorldSBK Team	Yamaha YZF R1	1'30.951	2.186	0.539	35	175,941	307,3
17	49 T. NAGASHIMA	JPN	Honda HRC	Honda CBR1000 RR-R	1'31.283	2.518	0.332	31	175,301	311,8
18	95 T. MACKENZIE	GBR	PETRONAS MIE Honda Racing Team	Honda CBR1000 RR-R	1'31.371	2.606	0.088	21	175,132	306,5
19	5 Y. MONTELLA	ITA	Barni Spark Racing Team	Ducati Panigale V4R	1'31.582	2.817	0.211	12	174,729	307,3
20	99 B. SOFUOGLU	TUR	Yamaha Motoxrcing WorldSBK Team	Yamaha YZF R1	1'31.674	2.909	0.092	33	174,553	307,3
21	77 D. AEGERTER	SUI	GYTR GRT Yamaha WorldSBK Team	Yamaha YZF R1	1'31.770	3.005	0.096	37	174,371	307,3
22	7 I. LECUONA	ESP	Honda HRC	Honda CBR1000 RR-R	1'32.196	3.431	0.426	10	173,565	309,1
----- Out 105% in this Session -----										
23	21 Z. ZAIDI	MAS	PETRONAS MIE Honda Racing Team	Honda CBR1000 RR-R				0		
24	65 J. REA	GBR	Pata Maxus Yamaha	Yamaha YZF R1				0		

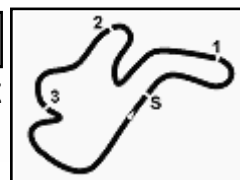
Qualifying Lap Time (105% of 1'28.765): 1'33.204

AIR	Humidity:	61%	Temp:	17°C
TRACK	Condition:	Dry	Temp:	33°C

17/02/2025 Start 15:55 End 18:07 The results are provisional until the end of the time limit for protests and appeals and the completion of the technical checks.

These data/results cannot be reproduced, stored and/or transmitted in whole or in part by any manner of electronic, mechanical, photocopying, recording, broadcasting or otherwise now known or herein after developed without the previous express consent by the copyright owner, except for reproduction in daily press and regular printed publications on sale to the public within 60 days of the event related to those data/results and always provided that copyright symbol appears together as follows below.

© DORNA WSBK ORGANIZATION Srl 2025



DWO Phillip Island Official Test, 17-18 February 2025

Results Free Practice 2nd Session

Session Highlights

Local Time	No. Rider	Description
14.40.00		Official Ambient Air Temperature 18.2°C - Humidity 57% - Atmospheric Pressure 1021.2mbar - Fuel flow limit 48.7kg/h
15.28.52		START DELAYED
15.49.55		Patches of water in turn 12
15.55.00		Start of Session
15.55.04		WorldSBK Pit Intervention Time: 1min 3secs
16.28.17	47 A. BASSANI	#47 Racelink RF is now working well, please improve track coverage
16.41.38	95 T. MACKENZIE	#95 Racelink RF is now working well, please improve track coverage
17.02.14	99 B. SOFUOGLU	#99 Lap Time Cancelled (1'51.974) - Exceeded Track Limits - Turn 12
17.17.39	55 A. LOCATELLI	#55 Racelink GPS is not accurate at all, it must be fixed for tomorrow
17.20.30	99 B. SOFUOGLU	#99 Lap Time Cancelled (1'51.974) - Exceeded Track Limits - Turn 12
17.21.33	45 S. REDDING	#45 Technical Problem - Rider is slowing down - Turn 1
17.21.50	45 S. REDDING	#45 Rejoined
17.24.25	99 B. SOFUOGLU	#99 Lap Time Cancelled (1'51.974) - Exceeded Track Limits - Turn 12
17.36.33	99 B. SOFUOGLU	#99 Lap Time Cancelled (1'51.974) - Exceeded Track Limits - Turn 12
17.41.52	31 G. GERLOFF	#31 Crashed - Turn 4
17.42.42	31 G. GERLOFF	#31 Rejoined
17.44.01	99 B. SOFUOGLU	#99 Lap Time Cancelled (1'51.974) - Exceeded Track Limits - Turn 12
17.44.54	99 B. SOFUOGLU	#99 Lap Time Cancelled (1'51.974) - Exceeded Track Limits - Turn 12
17.53.15		RED FLAG
17.53.46		Birds on Track
18.01.49	31 G. GERLOFF	#31 On the Gravel - Rejoined - Turn 12
18.07.49		End of Session

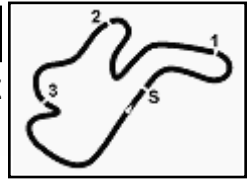
Fastest Laps Sequence

No.	Rider	Nat	Team	Bike	Local Time	Time	Gap	Avg
60	M. VAN DER MARK	NED	ROKIT BMW Motorrad WorldSBK Team	BMW M1000RR	15:58'50.322	1'33.051		171,970
60	M. VAN DER MARK	NED	ROKIT BMW Motorrad WorldSBK Team	BMW M1000RR	16:00'22.525	1'32.203	-0.848	173,552
60	M. VAN DER MARK	NED	ROKIT BMW Motorrad WorldSBK Team	BMW M1000RR	16:01'54.405	1'31.880	-0.323	174,162
60	M. VAN DER MARK	NED	ROKIT BMW Motorrad WorldSBK Team	BMW M1000RR	16:03'25.677	1'31.272	-0.608	175,322
60	M. VAN DER MARK	NED	ROKIT BMW Motorrad WorldSBK Team	BMW M1000RR	16:04'56.942	1'31.265	-0.007	175,336
60	M. VAN DER MARK	NED	ROKIT BMW Motorrad WorldSBK Team	BMW M1000RR	16:06'28.197	1'31.255	-0.010	175,355
1	T. RAZGATLIOGLU	TUR	ROKIT BMW Motorrad WorldSBK Team	BMW M1000RR	16:07'29.411	1'30.822	-0.433	176,191
1	T. RAZGATLIOGLU	TUR	ROKIT BMW Motorrad WorldSBK Team	BMW M1000RR	16:09'00.191	1'30.780	-0.042	176,272
19	A. BAUTISTA	ESP	Aruba.it Racing - Ducati	Ducati Panigale V4R	16:09'36.393	1'30.760	-0.020	176,311
60	M. VAN DER MARK	NED	ROKIT BMW Motorrad WorldSBK Team	BMW M1000RR	16:09'36.730	1'30.562	-0.198	176,697
19	A. BAUTISTA	ESP	Aruba.it Racing - Ducati	Ducati Panigale V4R	16:11'06.688	1'30.295	-0.267	177,219
22	A. LOWES	GBR	bimota by Kawasaki Racing Team	bimota KB998 Rimini	16:14'27.134	1'30.091	-0.204	177,620
11	N. BULEGA	ITA	Aruba.it Racing - Ducati	Ducati Panigale V4R	16:21'02.204	1'30.088	-0.003	177,626
9	D. PETRUCCI	ITA	Barni Spark Racing Team	Ducati Panigale V4R	16:22'08.250	1'30.064	-0.024	177,674
11	N. BULEGA	ITA	Aruba.it Racing - Ducati	Ducati Panigale V4R	16:22'32.021	1'29.817	-0.247	178,162
11	N. BULEGA	ITA	Aruba.it Racing - Ducati	Ducati Panigale V4R	16:24'01.630	1'29.609	-0.208	178,576
11	N. BULEGA	ITA	Aruba.it Racing - Ducati	Ducati Panigale V4R	16:47'07.109	1'29.519	-0.090	178,755
11	N. BULEGA	ITA	Aruba.it Racing - Ducati	Ducati Panigale V4R	16:58'47.765	1'29.132	-0.387	179,531
11	N. BULEGA	ITA	Aruba.it Racing - Ducati	Ducati Panigale V4R	17:51'18.048	1'28.979	-0.153	179,840
11	N. BULEGA	ITA	Aruba.it Racing - Ducati	Ducati Panigale V4R	17:52'46.813	1'28.765	-0.214	180,274

17/02/2025 Start 15:55 End 18:07 The results are provisional until the end of the time limit for protests and appeals and the completion of the technical checks.

This data/results cannot be reproduced, stored and/or transmitted in whole or in part by any manner of electronic, mechanical, photocopying, recording, broadcasting or otherwise now known or herein after developed without the previous express consent by the copyright owner, except for reproduction in daily press and regular printed publications on sale to the public within 60 days of the event related to those data/results and always provided that copyright symbol appears together as follows below.

© DORNA WSBK ORGANIZATION Srl 2025



Phillip Island 4.445 m

DWO Phillip Island Official Test, 17-18 February 2025

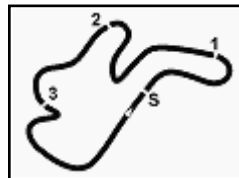
Monday Free Practices

No.	Rider	Nat	Team	Bike	FP1	FP2	Time	Gap	Rel.	Avg	LL
1	11 N. BULEGA	ITA	Aruba.it Racing - Ducati	Ducati Panigale V4R	1'29.454	1'28.765	1'28.765			180,274	71
2	29 A. IANNONE	ITA	Team Pata Go Eleven	Ducati Panigale V4R	1'30.006	1'29.263	1'29.263	0.498	0.498	179,268	53
3	1 T. RAZGATLIOGLU	TUR	ROKiT BMW Motorrad WorldSBK Team	BMW M1000RR	1'33.029	1'29.334	1'29.334	0.569	0.071	179,126	34
4	9 D. PETRUCCI	ITA	Barni Spark Racing Team	Ducati Panigale V4R	1'29.763	1'29.712	1'29.712	0.947	0.378	178,371	54
5	19 A. BAUTISTA	ESP	Aruba.it Racing - Ducati	Ducati Panigale V4R	1'30.030	1'29.828	1'29.828	1.063	0.116	178,140	80
6	22 A. LOWES	GBR	bimota by Kawasaki Racing Team	bimota KB998 Rimini	1'30.457	1'29.883	1'29.883	1.118	0.055	178,031	59
7	55 A. LOCATELLI	ITA	Pata Maxus Yamaha	Yamaha YZF R1	1'30.256	1'29.886	1'29.886	1.121	0.003	178,025	64
8	17 R. VICKERS	GBR	Motocorsa Racing	Ducati Panigale V4R	1'30.822	1'29.982	1'29.982	1.217	0.096	177,836	67
9	97 X. VIERGE	ESP	Honda HRC	Honda CBR1000 RR-R	1'30.716	1'30.023	1'30.023	1.258	0.041	177,755	64
10	31 G. GERLOFF	USA	Kawasaki WorldSBK Team	Kawasaki ZX-10RR	1'30.255	1'30.048	1'30.048	1.283	0.025	177,705	71
11	60 M. VAN DER MARK	NED	ROKiT BMW Motorrad WorldSBK Team	BMW M1000RR	1'30.555	1'30.099	1'30.099	1.334	0.051	177,605	65
12	14 S. LOWES	GBR	ELF Marc VDS Racing Team	Ducati Panigale V4R	1'30.734	1'30.150	1'30.150	1.385	0.051	177,504	67
13	87 R. GARDNER	AUS	GYTR GRT Yamaha WorldSBK Team	Yamaha YZF R1	1'30.540	1'30.223	1'30.223	1.458	0.073	177,361	61
14	47 A. BASSANI	ITA	bimota by Kawasaki Racing Team	bimota KB998 Rimini	1'30.767	1'30.287	1'30.287	1.522	0.064	177,235	61
15	45 S. REDDING	GBR	MGM BONOVO Racing	Ducati Panigale V4R	1'30.547	1'30.412	1'30.412	1.647	0.125	176,990	65
16	65 J. REA	GBR	Pata Maxus Yamaha	Yamaha YZF R1	1'30.885	1'30.885	1'30.885	2.120	0.473	176,069	20
17	53 T. RABAT	ESP	Yamaha Motoxrcing WorldSBK Team	Yamaha YZF R1	1'31.978	1'30.951	1'30.951	2.186	0.066	175,941	59
18	5 Y. MONTELLA	ITA	Barni Spark Racing Team	Ducati Panigale V4R	1'30.989	1'31.582	1'30.989	2.224	0.038	175,867	47
19	77 D. AEGERTER	SUI	GYTR GRT Yamaha WorldSBK Team	Yamaha YZF R1	1'31.185	1'31.770	1'31.185	2.420	0.196	175,489	72
20	49 T. NAGASHIMA	JPN	Honda HRC	Honda CBR1000 RR-R	1'31.843	1'31.283	1'31.283	2.518	0.098	175,301	62
21	95 T. MACKENZIE	GBR	PETRONAS MIE Honda Racing Team	Honda CBR1000 RR-R	1'32.357	1'31.371	1'31.371	2.606	0.088	175,132	44
22	7 I. LECUONA	ESP	Honda HRC	Honda CBR1000 RR-R	1'31.573	1'32.196	1'31.573	2.808	0.202	174,746	33
23	99 B. SOFUOGLU	TUR	Yamaha Motoxrcing WorldSBK Team	Yamaha YZF R1	1'31.788	1'31.674	1'31.674	2.909	0.101	174,553	61
24	21 Z. ZAIDI	MAS	PETRONAS MIE Honda Racing Team	Honda CBR1000 RR-R							0

17/02/2025

These data/results cannot be reproduced, stored and/or transmitted in whole or in part by any manner of electronic, mechanical, photocopying, recording, broadcasting or otherwise now known or herein after developed without the previous express consent by the copyright owner, except for reproduction in daily press and regular printed publications on sale to the public within 60 days of the event related to those data/results and always provided that copyright symbol appears together as follows below.

© DORNA WSBK ORGANIZATION Srl 2025



Phillip Island 4.445 m

DWO Phillip Island Official Test, 17-18 February 2025

Ideal Times Free Practice 2nd Session

No.	Rider	Nat	Bike	Seg. 1	Seg. 2	Seg. 3	Seg. 4	Ideal Time			
				Diff. 1	Diff. 2	Diff. 3	Diff. 4	Best Lap	Pos.	Diff.	
1	11 N. BULEGA	ITA	Ducati Panigale V4R	21.135	25.711	16.884	25.035	1'28.765	1'28.765	1	
2	29 A. IANNONE	ITA	Ducati Panigale V4R	21.314 +0.030	25.761 +0.047	17.037	24.973 +0.101	1'29.085	1'29.263	2	0.178
3	1 T. RAZGATLIOGLU	TUR	BMW M1000RR	21.410	25.654	17.105	25.016 +0.149	1'29.185	1'29.334	3	0.149
4	9 D. PETRUCCI	ITA	Ducati Panigale V4R	21.405	25.890	17.123 +0.113	25.181	1'29.599	1'29.712	4	0.113
5	19 A. BAUTISTA	ESP	Ducati Panigale V4R	21.458	25.793 +0.035	17.165 +0.027	25.299 +0.051	1'29.715	1'29.828	5	0.113
6	31 G. GERLOFF	USA	Kawasaki ZX-10RR	21.502	25.923 +0.006	17.063	25.290 +0.264	1'29.778	1'30.048	10	0.270
7	55 A. LOCATELLI	ITA	Yamaha YZF R1	21.472	25.897 +0.015	17.125	25.332 +0.045	1'29.826	1'29.886	7	0.060
8	22 A. LOWES	GBR	bimota KB998 Rimini	21.519	25.853	17.090 +0.049	25.372	1'29.834	1'29.883	6	0.049
9	17 R. VICKERS	GBR	Ducati Panigale V4R	21.627	25.883	17.217 +0.031	25.161 +0.063	1'29.888	1'29.982	8	0.094
10	97 X. VIERGE	ESP	Honda CBR1000 RR-R	21.485 +0.050	25.984 +0.021	17.242	25.178 +0.063	1'29.889	1'30.023	9	0.134
11	60 M. VAN DER MARK	NED	BMW M1000RR	21.422 +0.053	25.990 +0.024	17.215 +0.037	25.357 +0.001	1'29.984	1'30.099	11	0.115
12	14 S. LOWES	GBR	Ducati Panigale V4R	21.493 +0.075	26.013 +0.022	17.170	25.343 +0.034	1'30.019	1'30.150	12	0.131
13	87 R. GARDNER	AUS	Yamaha YZF R1	21.486 +0.100	26.091 +0.045	17.120	25.381	1'30.078	1'30.223	13	0.145
14	45 S. REDDING	GBR	Ducati Panigale V4R	21.604 +0.101	25.925 +0.096	17.285 +0.025	25.273 +0.103	1'30.087	1'30.412	15	0.325
15	47 A. BASSANI	ITA	bimota KB998 Rimini	21.547 +0.074	26.023	17.137	25.391 +0.115	1'30.098	1'30.287	14	0.189
16	53 T. RABAT	ESP	Yamaha YZF R1	21.664 +0.030	26.229	17.378 +0.051	25.531 +0.068	1'30.802	1'30.951	16	0.149
17	49 T. NAGASHIMA	JPN	Honda CBR1000 RR-R	21.651	26.266 +0.242	17.434 +0.017	25.673	1'31.024	1'31.283	17	0.259
18	95 T. MACKENZIE	GBR	Honda CBR1000 RR-R	21.817	26.381 +0.004	17.563	25.606	1'31.367	1'31.371	18	0.004
19	5 Y. MONTELLA	ITA	Ducati Panigale V4R	21.844 +0.048	26.405	17.466 +0.081	25.738	1'31.453	1'31.582	19	0.129
20	99 B. SOFUOGLU	TUR	Yamaha YZF R1	21.928	26.374 +0.060	17.419 +0.034	25.847 +0.012	1'31.568	1'31.674	20	0.106
21	77 D. AEGERTER	SUI	Yamaha YZF R1	21.778	26.498	17.500	25.894 +0.100	1'31.670	1'31.770	21	0.100
22	7 I. LECUONA	ESP	Honda CBR1000 RR-R	22.081 +0.018	26.587	17.619	25.881 +0.010	1'32.168	1'32.196	22	0.028
	21 Z. ZAIDI	MAS	Honda CBR1000 RR-R								
	65 J. REA	GBR	Yamaha YZF R1								
Overall Ideal Time				21.135	25.654	16.884	24.973	1'28.646			

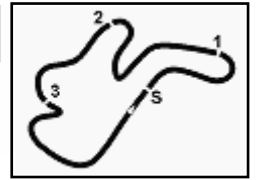
17/02/2025

These data/results cannot be reproduced, stored and/or transmitted in whole or in part by any manner of electronic, mechanical, photocopying, recording, broadcasting or otherwise now known or herein after developed without the previous express consent by the copyright owner, except for reproduction in daily press and regular printed publications on sale to the public within 60 days of the event related to those data/results and always provided that copyright symbol appears together as follows below.

© DORNA WSBK ORGANIZATION Srl 2025

FICR PERUGIA TIMING





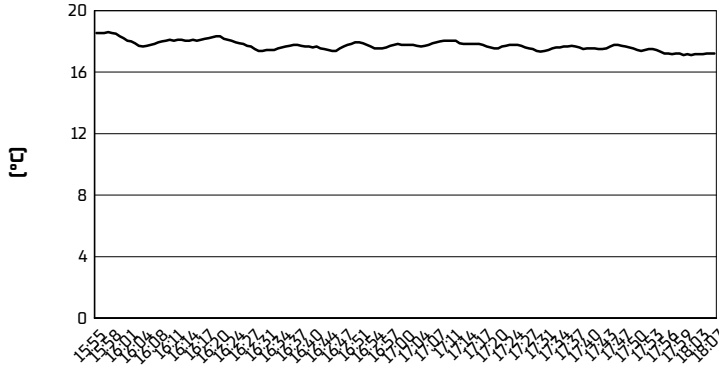
Phillip Island 4.445 m

DWO Phillip Island Official Test, 17-18 February 2025

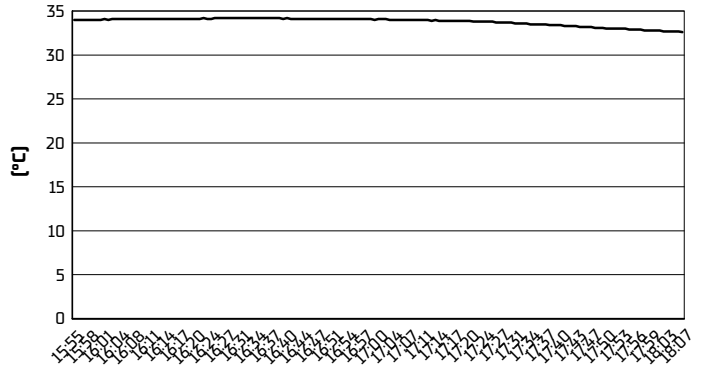
Weather Report Free Practice 2nd Session

Session started 15:55 - Session ended 18:07


Air Temperature



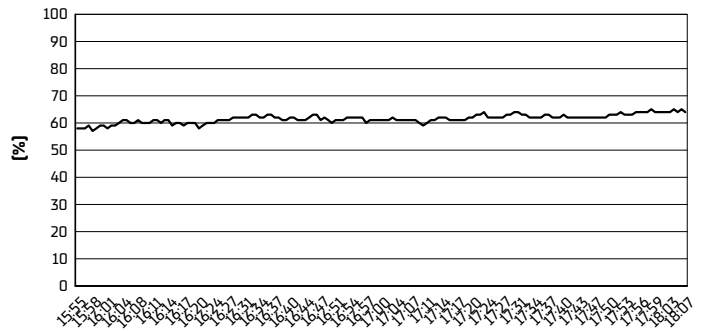
Track Temperature



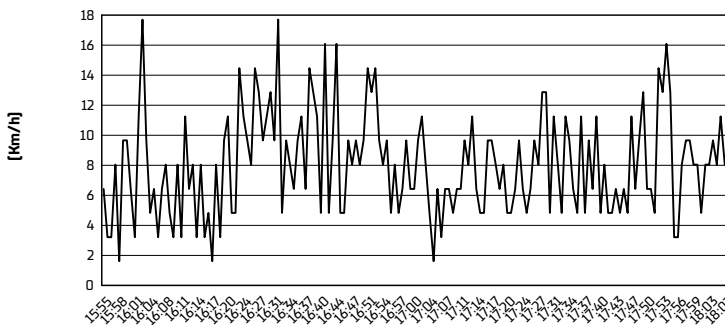
Air Pressure



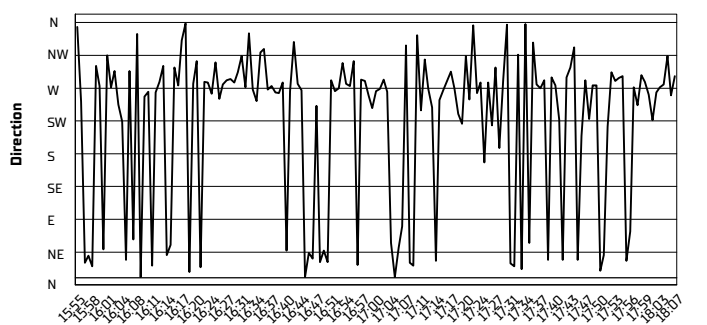
Humidity



Wind Speed



Wind Direction



17/02/2025
These data/results cannot be reproduced, stored and/or transmitted in whole or in part by any manner of electronic, mechanical, photocopying, recording, broadcasting or otherwise now known or herein after developed without the previous express consent by the copyright owner, except for reproduction in daily press and regular printed publications on sale to the public within 60 days of the event related to those data/results and always provided that copyright symbol appears together as follows below.

© DORNA WSBK ORGANIZATION Srl 2025

DWO Phillip Island Official Test, 17-18 February 2025

Best Sectors & Speed Free Practice 2nd Session

BEST LAP

1	11 N. BULEGA	Ducati Panigale V4R	1'28.765
2	29 A. IANNONE	Ducati Panigale V4R	1'29.263
3	1 T. RAZGATLIOGLU	BMW M1000RR	1'29.334
4	9 D. PETRUCCI	Ducati Panigale V4R	1'29.712
5	19 A. BAUTISTA	Ducati Panigale V4R	1'29.828
6	22 A. LOWES	bimota KB998 Rimini	1'29.883
7	55 A. LOCATELLI	Yamaha YZF R1	1'29.886
8	17 R. VICKERS	Ducati Panigale V4R	1'29.982
9	97 X. VIERGE	Honda CBR1000 RR-R	1'30.023
10	31 G. GERLOFF	Kawasaki ZX-10RR	1'30.048
11	60 M. VAN DER MARK	BMW M1000RR	1'30.099
12	14 S. LOWES	Ducati Panigale V4R	1'30.150
13	87 R. GARDNER	Yamaha YZF R1	1'30.223
14	47 A. BASSANI	bimota KB998 Rimini	1'30.287
15	45 S. REDDING	Ducati Panigale V4R	1'30.412
16	53 T. RABAT	Yamaha YZF R1	1'30.951
17	49 T. NAGASHIMA	Honda CBR1000 RR-R	1'31.283
18	95 T. MACKENZIE	Honda CBR1000 RR-R	1'31.371
19	5 Y. MONTELLA	Ducati Panigale V4R	1'31.582
20	99 B. SOFUOGLU	Yamaha YZF R1	1'31.674
21	77 D. AEGERTER	Yamaha YZF R1	1'31.770
22	7 I. LECUONA	Honda CBR1000 RR-R	1'32.196
23	21 Z. ZAIDI	Honda CBR1000 RR-R	
24	65 J. REA	Yamaha YZF R1	

SPEED

1	9 D. PETRUCCI	Ducati Panigale V4R	320,1
2	97 X. VIERGE	Honda CBR1000 RR-R	316,3
3	29 A. IANNONE	Ducati Panigale V4R	316,3
4	1 T. RAZGATLIOGLU	BMW M1000RR	316,3
5	19 A. BAUTISTA	Ducati Panigale V4R	315,4
6	17 R. VICKERS	Ducati Panigale V4R	314,5
7	45 S. REDDING	Ducati Panigale V4R	314,5
8	31 G. GERLOFF	Kawasaki ZX-10RR	314,5
9	14 S. LOWES	Ducati Panigale V4R	314,5
10	60 M. VAN DER MARK	BMW M1000RR	314,5
11	22 A. LOWES	bimota KB998 Rimini	312,7
12	49 T. NAGASHIMA	Honda CBR1000 RR-R	311,8
13	11 N. BULEGA	Ducati Panigale V4R	311,8
14	55 A. LOCATELLI	Yamaha YZF R1	310,9
15	87 R. GARDNER	Yamaha YZF R1	310,9
16	7 I. LECUONA	Honda CBR1000 RR-R	309,1
17	47 A. BASSANI	bimota KB998 Rimini	308,2
18	5 Y. MONTELLA	Ducati Panigale V4R	307,3
19	77 D. AEGERTER	Yamaha YZF R1	307,3
20	53 T. RABAT	Yamaha YZF R1	307,3
21	99 B. SOFUOGLU	Yamaha YZF R1	307,3
22	95 T. MACKENZIE	Honda CBR1000 RR-R	306,5

SEG. 1

1	11 N. BULEGA	21.135
2	29 A. IANNONE	21.314
3	9 D. PETRUCCI	21.405
4	1 T. RAZGATLIOGLU	21.410
5	60 M. VAN DER MARK	21.422
6	19 A. BAUTISTA	21.458
7	55 A. LOCATELLI	21.472
8	97 X. VIERGE	21.485
9	87 R. GARDNER	21.486
10	14 S. LOWES	21.493
11	31 G. GERLOFF	21.502
12	22 A. LOWES	21.519
13	47 A. BASSANI	21.547
14	45 S. REDDING	21.604
15	17 R. VICKERS	21.627
16	49 T. NAGASHIMA	21.651
17	53 T. RABAT	21.664
18	77 D. AEGERTER	21.778
19	95 T. MACKENZIE	21.817
20	5 Y. MONTELLA	21.844
21	99 B. SOFUOGLU	21.928
22	7 I. LECUONA	22.081

SEG. 2

1	1 T. RAZGATLIOGLU	25.654
2	11 N. BULEGA	25.711
3	29 A. IANNONE	25.761
4	19 A. BAUTISTA	25.793
5	22 A. LOWES	25.853
6	17 R. VICKERS	25.883
7	9 D. PETRUCCI	25.890
8	55 A. LOCATELLI	25.897
9	31 G. GERLOFF	25.923
10	45 S. REDDING	25.925
11	97 X. VIERGE	25.984
12	60 M. VAN DER MARK	25.990
13	14 S. LOWES	26.013
14	47 A. BASSANI	26.023
15	87 R. GARDNER	26.091
16	53 T. RABAT	26.229
17	49 T. NAGASHIMA	26.266
18	99 B. SOFUOGLU	26.374
19	95 T. MACKENZIE	26.381
20	5 Y. MONTELLA	26.405
21	77 D. AEGERTER	26.498
22	7 I. LECUONA	26.587

SEG. 3

1	11 N. BULEGA	16.884
2	29 A. IANNONE	17.037
3	31 G. GERLOFF	17.063
4	22 A. LOWES	17.090
5	1 T. RAZGATLIOGLU	17.105
6	87 R. GARDNER	17.120
7	9 D. PETRUCCI	17.123
8	55 A. LOCATELLI	17.125
9	47 A. BASSANI	17.137
10	19 A. BAUTISTA	17.165
11	14 S. LOWES	17.170
12	60 M. VAN DER MARK	17.215
13	17 R. VICKERS	17.217
14	97 X. VIERGE	17.242
15	45 S. REDDING	17.285
16	53 T. RABAT	17.378
17	99 B. SOFUOGLU	17.419
18	49 T. NAGASHIMA	17.434
19	5 Y. MONTELLA	17.466
20	77 D. AEGERTER	17.500
21	95 T. MACKENZIE	17.563
22	7 I. LECUONA	17.619

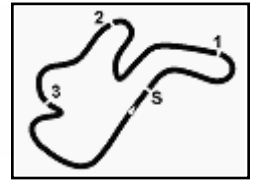
SEG. 4

1	29 A. IANNONE	24.973
2	1 T. RAZGATLIOGLU	25.016
3	11 N. BULEGA	25.035
4	17 R. VICKERS	25.161
5	97 X. VIERGE	25.178
6	9 D. PETRUCCI	25.181
7	45 S. REDDING	25.273
8	31 G. GERLOFF	25.290
9	19 A. BAUTISTA	25.299
10	55 A. LOCATELLI	25.332
11	14 S. LOWES	25.343
12	60 M. VAN DER MARK	25.357
13	22 A. LOWES	25.372
14	87 R. GARDNER	25.381
15	47 A. BASSANI	25.391
16	53 T. RABAT	25.531
17	95 T. MACKENZIE	25.606
18	49 T. NAGASHIMA	25.673
19	5 Y. MONTELLA	25.738
20	99 B. SOFUOGLU	25.847
21	7 I. LECUONA	25.881
22	77 D. AEGERTER	25.894

17/02/2025

These data/results cannot be reproduced, stored and/or transmitted in whole or in part by any manner of electronic, mechanical, photocopying, recording, broadcasting or otherwise now known or herein after developed without the previous express consent by the copyright owner, except for reproduction in daily press and regular printed publications on sale to the public within 60 days of the event related to those data/results and always provided that copyright symbol appears together as follows below.

© DORNA WSBK ORGANIZATION Srl 2025



Phillip Island 4.445 m

DWO Phillip Island Official Test, 17-18 February 2025 Chronological Analysis Free Practice 2nd Session

33	32.627	27.584	17.853	26.198	1'44.262P		18:00'22.376
34	22.012	26.945	17.629	26.042	1'32.628	305,6	18:01'55.004
35	21.871	26.651	17.576	25.960	1'32.058	305,6	18:03'27.062
36	21.778	26.498	17.500	25.994	1'31.770	305,6	18:04'58.832
37	21.967	26.715	17.624	26.052	1'32.358	305,6	18:06'31.190

22° 7 I. LECUONA [1'32.196]							
Lap	Seg.1	Seg.2	Seg.3	Seg.4	Lap Time	km/h	Local Time
							16:12'10.880
1	39.677	28.693	18.415	27.722	1'54.507P		16:14'05.387
2	22.846	27.078	17.910	26.629	1'34.463	299,7	16:15'39.850
3	22.454	28.310	17.789	26.064	1'34.617	303,9	16:17'14.467
4	22.206	26.656	17.675	26.016	1'32.553	309,1	16:18'47.020
5	22.169	26.720	17.737	25.932	1'32.558	304,7	16:20'19.578
6	22.099	26.587	17.619	25.891	1'32.196	305,6	16:21'51.774
7	22.142	28.478	18.889	14'08.437	15'17.946P	306,5	16:37'09.720
8	34.536	27.848	18.147	26.322	1'46.853P		16:38'56.573
9	22.234	26.763	17.719	25.881	1'32.597	303,0	16:40'29.170
10	22.167	26.710	17.711	25.897	1'32.485	304,7	16:42'01.655

17/02/2025

P = Pits In/Out - C = Lap Time Cancelled

These data/results cannot be reproduced, stored and/or transmitted in whole or in part by any manner of electronic, mechanical, photocopying, recording, broadcasting or otherwise now known or herein after developed without the previous express consent by the copyright owner, except for reproduction in daily press and regular printed publications on sale to the public within 60 days of the event related to those data/results and always provided that copyright symbol appears together as follows below.

© DORNA WSBK ORGANIZATION Srl 2025