

DWO Phillip Island Official Test, 17-18 February 2025

Results Free Practice 4th Session

No.	Rider	Nat	Team	Bike	Time	Gap	Rel.	Laps	Speed	
									Avg	Max
1	11 N. BULEGA	ITA	Aruba.it Racing - Ducati	Ducati Panigale V4R	1'29.133			6	179,529	310,9
2	1 T. RAZGATLIOGLU	TUR	ROKIT BMW Motorrad WorldSBK Team	BMW M1000RR	1'29.247	0.114	0.114	11	179,300	310,9
3	55 A. LOCATELLI	ITA	Pata Maxus Yamaha	Yamaha YZF R1	1'29.757	0.624	0.510	11	178,281	309,1
4	29 A. IANNONE	ITA	Team Pata Go Eleven	Ducati Panigale V4R	1'29.797	0.664	0.040	10	178,202	313,6
5	22 A. LOWES	GBR	bimota by Kawasaki Racing Team	bimota KB998 Rimini	1'29.808	0.675	0.011	6	178,180	302,2
6	19 A. BAUTISTA	ESP	Aruba.it Racing - Ducati	Ducati Panigale V4R	1'29.817	0.684	0.009	17	178,162	316,3
7	14 S. LOWES	GBR	ELF Marc VDS Racing Team	Ducati Panigale V4R	1'29.887	0.754	0.070	14	178,024	312,7
8	47 A. BASSANI	ITA	bimota by Kawasaki Racing Team	bimota KB998 Rimini	1'29.911	0.778	0.024	7	177,976	305,6
9	9 D. PETRUCCI	ITA	Barni Spark Racing Team	Ducati Panigale V4R	1'29.995	0.862	0.084	13	177,810	315,4
10	77 D. AEGERTER	SUI	GYTR GRT Yamaha WorldSBK Team	Yamaha YZF R1	1'30.461	1.328	0.466	32	176,894	309,1
11	87 R. GARDNER	AUS	GYTR GRT Yamaha WorldSBK Team	Yamaha YZF R1	1'30.464	1.331	0.003	19	176,888	305,6
12	60 M. VAN DER MARK	NED	ROKIT BMW Motorrad WorldSBK Team	BMW M1000RR	1'30.503	1.370	0.039	15	176,812	307,3
13	97 X. VIERGE	ESP	Honda HRC	Honda CBR1000 RR-R	1'30.537	1.404	0.034	7	176,745	308,2
14	45 S. REDDING	GBR	MGM BONDVO Racing	Ducati Panigale V4R	1'30.635	1.502	0.098	5	176,554	308,2
15	17 R. VICKERS	GBR	Motocorsa Racing	Ducati Panigale V4R	1'30.680	1.547	0.045	18	176,467	310,9
16	5 Y. MONTELLA	ITA	Barni Spark Racing Team	Ducati Panigale V4R	1'31.000	1.867	0.320	17	175,846	312,7
17	7 I. LECUONA	ESP	Honda HRC	Honda CBR1000 RR-R	1'32.363	3.230	1.363	10	173,251	305,6
18	53 T. RABAT	ESP	Yamaha Motoxracing WorldSBK Team	Yamaha YZF R1	1'32.716	3.583	0.353	6	172,592	305,6
19	49 T. NAGASHIMA	JPN	Honda HRC	Honda CBR1000 RR-R	1'33.015	3.882	0.299	18	172,037	301,3
----- Out 105% in this Session -----										
20	31 G. GERLOFF	USA	Kawasaki WorldSBK Team	Kawasaki ZX-10RR	1'44.955	15.822	11.940	14	152,465	294,8
21	21 Z. ZAIDI	MAS	PETRONAS MIE Honda Racing Team	Honda CBR1000 RR-R				1		226,3
22	95 T. MACKENZIE	GBR	PETRONAS MIE Honda Racing Team	Honda CBR1000 RR-R				7		
23	99 B. SOFUOGLU	TUR	Yamaha Motoxracing WorldSBK Team	Yamaha YZF R1				4		
24	65 J. REA	GBR	Pata Maxus Yamaha	Yamaha YZF R1				0		

Qualifying Lap Time (105% of 1'29.133): 1'33.590

AIR	Humidity:	77%	Temp:	16°C
TRACK	Condition:	Dry	Temp:	24°C

18/02/2025 Start End The results are provisional until the end of the time limit for protests and appeals and the completion of the technical checks.

These data/results cannot be reproduced, stored and/or transmitted in whole or in part by any manner of electronic, mechanical, photocopying, recording, broadcasting or otherwise now known or herein after developed without the previous express consent by the copyright owner, except for reproduction in daily press and regular printed publications on sale to the public within 60 days of the event related to those data/results and always provided that copyright symbol appears together as follows below.

© DORNA WSBK ORGANIZATION Srl 2025

Session Highlights

Local Time	No. Rider	Description
13.32.54		Wet Track
13.40.00		Start of Session
14.02.55	21 Z. ZAIDI	#21 Racelink is OFF. He must turn it on NOW
14.03.24	21 Z. ZAIDI	#21 Black Flag - Racelink not working
14.05.01	21 Z. ZAIDI	#21 Crashed - Turn 4
15.17.32		Patches of water on exit turn 3
15.17.49		Patches of water on exit turn 3 and 11
15.25.31	45 S. REDDING	#45 On the Gravel - Rejoined - Turn 8
15.31.18	9 D. PETRUCCI	#9 Racelink GPS is NOT working - it must be fixed before next run
15.33.30	77 D. AEGERTER	#77 On Asphalt - Rejoined - Turn 4
15.40.38		RED FLAG
15.40.58	87 R. GARDNER	#87 Crashed - Turn 3
15.41.59		End of Session

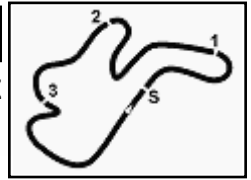
Fastest Laps Sequence

No.	Rider	Nat	Team	Bike	Local Time	Time	Gap	Avg
49	T. NAGASHIMA	JPN	Honda HRC	Honda CBR1000 RR-R	13:58'50.277	2'01.159		132,074
87	R. GARDNER	AUS	GYTR GRT Yamaha WorldSBK Team	Yamaha YZF R1	14:00'48.334	1'55.472	-5.687	138,579
87	R. GARDNER	AUS	GYTR GRT Yamaha WorldSBK Team	Yamaha YZF R1	14:02'38.885	1'50.551	-4.921	144,748
87	R. GARDNER	AUS	GYTR GRT Yamaha WorldSBK Team	Yamaha YZF R1	14:04'27.673	1'48.788	-1.763	147,093
87	R. GARDNER	AUS	GYTR GRT Yamaha WorldSBK Team	Yamaha YZF R1	14:06'15.328	1'47.655	-1.133	148,641
87	R. GARDNER	AUS	GYTR GRT Yamaha WorldSBK Team	Yamaha YZF R1	14:08'01.627	1'46.299	-1.356	150,538
19	A. BAUTISTA	ESP	Aruba.it Racing - Ducati	Ducati Panigale V4R	14:10'42.456	1'45.447	-0.852	151,754
19	A. BAUTISTA	ESP	Aruba.it Racing - Ducati	Ducati Panigale V4R	14:12'26.959	1'44.503	-0.944	153,125
17	R. VICKERS	GBR	Motocorsa Racing	Ducati Panigale V4R	14:34'50.114	1'44.439	-0.064	153,219
9	D. PETRUCCI	ITA	Barni Spark Racing Team	Ducati Panigale V4R	14:38'00.762	1'43.750	-0.689	154,236
5	Y. MONTELLA	ITA	Barni Spark Racing Team	Ducati Panigale V4R	15:14'33.076	1'38.039	-5.711	163,221
5	Y. MONTELLA	ITA	Barni Spark Racing Team	Ducati Panigale V4R	15:16'08.205	1'35.129	-2.910	168,214
45	S. REDDING	GBR	MGM BONDOVO Racing	Ducati Panigale V4R	15:19'26.495	1'32.131	-2.998	173,687
45	S. REDDING	GBR	MGM BONDOVO Racing	Ducati Panigale V4R	15:20'57.612	1'31.117	-1.014	175,620
45	S. REDDING	GBR	MGM BONDOVO Racing	Ducati Panigale V4R	15:22'28.551	1'30.939	-0.178	175,964
45	S. REDDING	GBR	MGM BONDOVO Racing	Ducati Panigale V4R	15:23'59.186	1'30.635	-0.304	176,554
14	S. LOWES	GBR	ELF Marc VDS Racing Team	Ducati Panigale V4R	15:27'09.498	1'30.378	-0.257	177,056
22	A. LOWES	GBR	bimota by Kawasaki Racing Team	bimota KB998 Rimini	15:34'34.739	1'29.991	-0.387	177,818
29	A. IANNONE	ITA	Team Pata Go Eleven	Ducati Panigale V4R	15:36'03.674	1'29.797	-0.194	178,202
11	N. BULEGA	ITA	Aruba.it Racing - Ducati	Ducati Panigale V4R	15:38'01.291	1'29.634	-0.163	178,526
1	T. RAZGATLIOGLU	TUR	ROKIT BMW Motorrad WorldSBK Team	BMW M1000RR	15:38'37.382	1'29.342	-0.292	179,109
11	N. BULEGA	ITA	Aruba.it Racing - Ducati	Ducati Panigale V4R	15:39'30.424	1'29.133	-0.209	179,529

18/02/2025 Start 13:40 End 15:41 The results are provisional until the end of the time limit for protests and appeals and the completion of the technical checks.

These data/results cannot be reproduced, stored and/or transmitted in whole or in part by any manner of electronic, mechanical, photocopying, recording, broadcasting or otherwise now known or herein after developed without the previous express consent by the copyright owner, except for reproduction in daily press and regular printed publications on sale to the public within 60 days of the event related to those data/results and always provided that copyright symbol appears together as follows below.

© DORNA WSBK ORGANIZATION Srl 2025



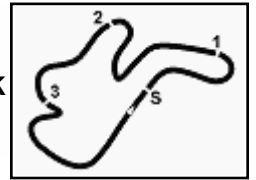
DWO Phillip Island Official Test, 17-18 February 2025
Tuesday Free Practices

No.	Rider	Nat	Team	Bike	FP1	FP2	Time	Gap	Rel.	Avg	LL
1	11 N. BULEGA	ITA	Aruba.it Racing - Ducati	Ducati Panigale V4R	1'28.680	1'29.133	1'28.680			180,447	42
2	29 A. IANNONE	ITA	Team Pata Go Eleven	Ducati Panigale V4R	1'29.162	1'29.797	1'29.162	0.482	0.482	179,471	31
3	9 D. PETRUCCI	ITA	Barni Spark Racing Team	Ducati Panigale V4R	1'29.179	1'29.995	1'29.179	0.499	0.017	179,437	44
4	1 T. RAZGATLIOGLU	TUR	ROKiT BMW Motorrad WorldSBK Team	BMW M1000RR	1'29.381	1'29.247	1'29.247	0.567	0.068	179,300	39
5	19 A. BAUTISTA	ESP	Aruba.it Racing - Ducati	Ducati Panigale V4R	1'29.477	1'29.817	1'29.477	0.797	0.230	178,839	55
6	55 A. LOCATELLI	ITA	Pata Maxus Yamaha	Yamaha YZF R1	1'29.493	1'29.757	1'29.493	0.813	0.016	178,807	35
7	22 A. LOWES	GBR	bimota by Kawasaki Racing Team	bimota KB998 Rimini	1'29.534	1'29.808	1'29.534	0.854	0.041	178,725	42
8	47 A. BASSANI	ITA	bimota by Kawasaki Racing Team	bimota KB998 Rimini	1'29.627	1'29.911	1'29.627	0.947	0.093	178,540	37
9	97 X. VIERGE	ESP	Honda HRC	Honda CBR1000 RR-R	1'29.812	1'30.537	1'29.812	1.132	0.185	178,172	40
10	45 S. REDDING	GBR	MGM BONOVO Racing	Ducati Panigale V4R	1'29.862	1'30.635	1'29.862	1.182	0.050	178,073	40
11	14 S. LOWES	GBR	ELF Marc VDS Racing Team	Ducati Panigale V4R	1'29.873	1'29.887	1'29.873	1.193	0.011	178,051	48
12	60 M. VAN DER MARK	NED	ROKiT BMW Motorrad WorldSBK Team	BMW M1000RR	1'29.948	1'30.503	1'29.948	1.268	0.075	177,903	55
13	17 R. VICKERS	GBR	Motocorsa Racing	Ducati Panigale V4R	1'29.992	1'30.680	1'29.992	1.312	0.044	177,816	46
14	5 Y. MONTELLA	ITA	Barni Spark Racing Team	Ducati Panigale V4R	1'30.143	1'31.000	1'30.143	1.463	0.151	177,518	54
15	87 R. GARDNER	AUS	GYTR GRT Yamaha WorldSBK Team	Yamaha YZF R1	1'30.245	1'30.464	1'30.245	1.565	0.102	177,317	53
16	31 G. GERLOFF	USA	Kawasaki WorldSBK Team	Kawasaki ZX-10RR	1'30.350	1'44.955	1'30.350	1.670	0.105	177,111	30
17	77 D. AEGERTER	SUI	GYTR GRT Yamaha WorldSBK Team	Yamaha YZF R1	1'30.617	1'30.461	1'30.461	1.781	0.111	176,894	69
18	49 T. NAGASHIMA	JPN	Honda HRC	Honda CBR1000 RR-R	1'30.611	1'33.015	1'30.611	1.931	0.150	176,601	45
19	53 T. RABAT	ESP	Yamaha Motoxrcing WorldSBK Team	Yamaha YZF R1	1'30.638	1'32.716	1'30.638	1.958	0.027	176,548	36
20	7 I. LECUONA	ESP	Honda HRC	Honda CBR1000 RR-R	1'30.642	1'32.363	1'30.642	1.962	0.004	176,541	36
21	99 B. SOFUOGLU	TUR	Yamaha Motoxrcing WorldSBK Team	Yamaha YZF R1	1'31.091		1'31.091	2.411	0.449	175,670	29
22	95 T. MACKENZIE	GBR	PETRONAS MIE Honda Racing Team	Honda CBR1000 RR-R	1'31.130		1'31.130	2.450	0.039	175,595	22
23	65 J. REA	GBR	Pata Maxus Yamaha	Yamaha YZF R1							0
24	21 Z. ZAIDI	MAS	PETRONAS MIE Honda Racing Team	Honda CBR1000 RR-R							1

18/02/2025

These data/results cannot be reproduced, stored and/or transmitted in whole or in part by any manner of electronic, mechanical, photocopying, recording, broadcasting or otherwise now known or herein after developed without the previous express consent by the copyright owner, except for reproduction in daily press and regular printed publications on sale to the public within 60 days of the event related to those data/results and always provided that copyright symbol appears together as follows below.

© DORNA WSBK ORGANIZATION Srl 2025

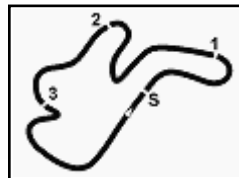


Phillip Island 4.445 m

DWO Phillip Island Official Test, 17-18 February 2025

Monday - Tuesday

No.	Rider	Nat	Team	Bike	FP 1	FP 2	FP 3	FP 4	Time	Gap	Rel.	Laps
1	11 BULEGA Nicolo	ITA	Aruba.it Racing - Ducati	Ducati Panigale V4R	1'29.454	1'28.765	1'28.680	1'29.133	1'28.680			113
2	29 IANNONE Andrea	ITA	Team Pata Go Eleven	Ducati Panigale V4R	1'30.006	1'29.263	1'29.162	1'29.797	1'29.162	0.482	0.482	84
3	9 PETRUCCI Danilo	ITA	Barni Spark Racing Team	Ducati Panigale V4R	1'29.763	1'29.712	1'29.179	1'29.995	1'29.179	0.499	0.017	98
4	1 RAZGATLIOGLU Toprak	TUR	ROKIT BMW Motorrad WorldSBK Team	BMW M1000RR	1'33.029	1'29.334	1'29.381	1'29.247	1'29.247	0.567	0.068	73
5	19 BAUTISTA Alvaro	ESP	Aruba.it Racing - Ducati	Ducati Panigale V4R	1'30.030	1'29.828	1'29.477	1'29.817	1'29.477	0.797	0.230	135
6	55 LOCATELLI Andrea	ITA	Pata Maxus Yamaha	Yamaha YZF R1	1'30.256	1'29.886	1'29.493	1'29.757	1'29.493	0.813	0.016	99
7	22 LOWES Alex	GBR	bimota by Kawasaki Racing Team	bimota KB998 Rimini	1'30.457	1'29.883	1'29.534	1'29.808	1'29.534	0.854	0.041	101
8	47 BASSANI Axel	ITA	bimota by Kawasaki Racing Team	bimota KB998 Rimini	1'30.767	1'30.287	1'29.627	1'29.911	1'29.627	0.947	0.093	98
9	97 VIERGE Xavi	ESP	Honda HRC	Honda CBR1000 RR-R	1'30.716	1'30.023	1'29.812	1'30.537	1'29.812	1.132	0.185	104
10	45 REDDING Scott	GBR	MGM BONOVO Racing	Ducati Panigale V4R	1'30.547	1'30.412	1'29.862	1'30.635	1'29.862	1.182	0.050	105
11	14 LOWES Sam	GBR	ELF Marc VDS Racing Team	Ducati Panigale V4R	1'30.734	1'30.150	1'29.873	1'29.887	1'29.873	1.193	0.011	115
12	60 VAN DER MARK Michael	NED	ROKIT BMW Motorrad WorldSBK Team	BMW M1000RR	1'30.555	1'30.099	1'29.948	1'30.503	1'29.948	1.268	0.075	120
13	17 VICKERS Ryan	GBR	Motocorsa Racing	Ducati Panigale V4R	1'30.822	1'29.982	1'29.992	1'30.680	1'29.982	1.302	0.034	113
14	31 GERLOFF Garrett	USA	Kawasaki WorldSBK Team	Kawasaki ZX-10RR	1'30.255	1'30.048	1'30.350	1'44.955	1'30.048	1.368	0.066	101
15	5 MONTELLA Yari	ITA	Barni Spark Racing Team	Ducati Panigale V4R	1'30.989	1'31.582	1'30.143	1'31.000	1'30.143	1.463	0.095	101
16	87 GARDNER Remy	AUS	GYTR GRT Yamaha WorldSBK Team	Yamaha YZF R1	1'30.540	1'30.223	1'30.245	1'30.464	1'30.223	1.543	0.080	114
17	77 AEGERTER Dominique	SUI	GYTR GRT Yamaha WorldSBK Team	Yamaha YZF R1	1'31.185	1'31.770	1'30.617	1'30.461	1'30.461	1.781	0.238	141
18	49 NAGASHIMA Tetsuta	JPN	Honda HRC	Honda CBR1000 RR-R	1'31.843	1'31.283	1'30.611	1'33.015	1'30.611	1.931	0.150	107
19	53 RABAT Tilo	ESP	Yamaha Motoxrcing WorldSBK Team	Yamaha YZF R1	1'31.978	1'30.951	1'30.638	1'32.716	1'30.638	1.958	0.027	95
20	7 LECUONA Iker	ESP	Honda HRC	Honda CBR1000 RR-R	1'31.573	1'32.196	1'30.642	1'32.363	1'30.642	1.962	0.004	69
21	65 REA Jonathan	GBR	Pata Maxus Yamaha	Yamaha YZF R1		1'30.885			1'30.885	2.205	0.243	20
22	99 SOFUOGLU Bahattin	TUR	Yamaha Motoxrcing WorldSBK Team	Yamaha YZF R1	1'31.788	1'31.674	1'31.091		1'31.091	2.411	0.206	90
23	95 MACKENZIE Tarran	GBR	PETRONAS MIE Honda Racing Team	Honda CBR1000 RR-R	1'32.357	1'31.371	1'31.130		1'31.130	2.450	0.039	66
24	21 ZAIDI Zaqhwan	MAS	PETRONAS MIE Honda Racing Team	Honda CBR1000 RR-R								1



Phillip Island 4.445 m

DWO Phillip Island Official Test, 17-18 February 2025

Ideal Times Free Practice 4th Session

No.	Rider	Nat	Bike	Seg. 1	Seg. 2	Seg. 3	Seg. 4	Ideal Time		
				Diff. 1	Diff. 2	Diff. 3	Diff. 4	Best Lap	Pos.	Diff.
1	11 N. BULEGA	ITA	Ducati Panigale V4R	21.241 +0.107	25.635 +0.175	16.987 +0.031	24.957	1'28.820 1'29.133	1	0.313
2	1 T. RAZGATLIOGLU	TUR	BMW M1000RR	21.451	25.621	17.150 +0.065	24.951 +0.009	1'29.173 1'29.247	2	0.074
3	22 A. LOWES	GBR	bimota KB998 Rimini	21.488 +0.075	25.871	17.072 +0.073	25.229	1'29.660 1'29.808	5	0.148
4	19 A. BAUTISTA	ESP	Ducati Panigale V4R	21.281 +0.114	26.014 +0.009	17.240	25.159	1'29.694 1'29.817	6	0.123
5	55 A. LOCATELLI	ITA	Yamaha YZF R1	21.530	25.841	17.210	25.176	1'29.757 1'29.757	3	
6	29 A. IANNONE	ITA	Ducati Panigale V4R	21.456	25.977	17.311	25.053	1'29.797 1'29.797	4	
7	14 S. LOWES	GBR	Ducati Panigale V4R	21.467	25.988 +0.068	17.163	25.201	1'29.819 1'29.887	7	0.068
8	47 A. BASSANI	ITA	bimota KB998 Rimini	21.650 +0.091	25.829	17.114	25.227	1'29.820 1'29.911	8	0.091
9	9 D. PETRUCCI	ITA	Ducati Panigale V4R	21.488	25.933	17.325	25.249	1'29.995 1'29.995	9	
10	60 M. VAN DER MARK	NED	BMW M1000RR	21.503 +0.104	25.972 +0.051	17.385 +0.053	25.416 +0.019	1'30.276 1'30.503	12	0.227
11	97 X. VIERGE	ESP	Honda CBR1000 RR-R	21.589 +0.208	26.017	17.406	25.317	1'30.329 1'30.537	13	0.208
12	87 R. GARDNER	AUS	Yamaha YZF R1	21.624 +0.077	26.091	17.255	25.417	1'30.387 1'30.464	11	0.077
13	77 D. AEGERTER	SUI	Yamaha YZF R1	21.545	26.117 +0.053	17.401	25.345	1'30.408 1'30.461	10	0.053
14	17 R. VICKERS	GBR	Ducati Panigale V4R	21.689 +0.101	26.042 +0.084	17.376	25.350 +0.038	1'30.457 1'30.680	15	0.223
15	45 S. REDDING	GBR	Ducati Panigale V4R	21.779	25.986	17.431 +0.006	25.424 +0.009	1'30.620 1'30.635	14	0.015
16	5 Y. MONTELLA	ITA	Ducati Panigale V4R	21.853 +0.121	26.081	17.437	25.424 +0.084	1'30.795 1'31.000	16	0.205
17	7 I. LECUONA	ESP	Honda CBR1000 RR-R	22.146 +0.078	26.621	17.582 +0.164	25.772	1'32.121 1'32.363	17	0.242
18	53 T. RABAT	ESP	Yamaha YZF R1	22.027 +0.132	26.576 +0.078	17.711 +0.284	25.908	1'32.222 1'32.716	18	0.494
19	49 T. NAGASHIMA	JPN	Honda CBR1000 RR-R	22.318	26.901	17.848	25.948	1'33.015 1'33.015	19	
20	31 G. GERLOFF	USA	Kawasaki ZX-10RR	25.000	28.053 +2.165	18.946 +1.489	29.302	1'41.301 1'44.955	20	3.654
	21 Z. ZAIDI	MAS	Honda CBR1000 RR-R							
	65 J. REA	GBR	Yamaha YZF R1							
	95 T. MACKENZIE	GBR	Honda CBR1000 RR-R							
	99 B. SOFUOGLU	TUR	Yamaha YZF R1							
Overall Ideal Time				21.241	25.621	16.987	24.951	1'28.800		

18/02/2025

These data/results cannot be reproduced, stored and/or transmitted in whole or in part by any manner of electronic, mechanical, photocopying, recording, broadcasting or otherwise now known or herein after developed without the previous express consent by the copyright owner, except for reproduction in daily press and regular printed publications on sale to the public within 60 days of the event related to those data/results and always provided that copyright symbol appears together as follows below.

© DORNA WSBK ORGANIZATION Srl 2025

FICR PERUGIA TIMING



DWO Phillip Island Official Test, 17-18 February 2025

Best Sectors & Speed Free Practice 4th Session

BEST LAP

1	11 N. BULEGA	Ducati Panigale V4R	1'29.133
2	1 T. RAZGATLIOGLU	BMW M1000RR	1'29.247
3	55 A. LOCATELLI	Yamaha YZF R1	1'29.757
4	29 A. IANNONE	Ducati Panigale V4R	1'29.797
5	22 A. LOWES	bimota KB998 Rimini	1'29.808
6	19 A. BAUTISTA	Ducati Panigale V4R	1'29.817
7	14 S. LOWES	Ducati Panigale V4R	1'29.887
8	47 A. BASSANI	bimota KB998 Rimini	1'29.911
9	9 D. PETRUCCI	Ducati Panigale V4R	1'29.995
10	77 D. AEGERTER	Yamaha YZF R1	1'30.461
11	87 R. GARDNER	Yamaha YZF R1	1'30.464
12	60 M. VAN DER MARK	BMW M1000RR	1'30.503
13	97 X. VIERGE	Honda CBR1000 RR-R	1'30.537
14	45 S. REDDING	Ducati Panigale V4R	1'30.635
15	17 R. VICKERS	Ducati Panigale V4R	1'30.680
16	5 Y. MONTELLA	Ducati Panigale V4R	1'31.000
17	7 I. LECUONA	Honda CBR1000 RR-R	1'32.363
18	53 T. RABAT	Yamaha YZF R1	1'32.716
19	49 T. NAGASHIMA	Honda CBR1000 RR-R	1'33.015
20	31 G. GERLOFF	Kawasaki ZX-10RR	1'44.955
21	21 Z. ZAIDI	Honda CBR1000 RR-R	
22	65 J. REA	Yamaha YZF R1	
23	95 T. MACKENZIE	Honda CBR1000 RR-R	
24	99 B. SOFUOGLU	Yamaha YZF R1	

SPEED

1	19 A. BAUTISTA	Ducati Panigale V4R	316,3
2	9 D. PETRUCCI	Ducati Panigale V4R	315,4
3	29 A. IANNONE	Ducati Panigale V4R	313,6
4	5 Y. MONTELLA	Ducati Panigale V4R	312,7
5	14 S. LOWES	Ducati Panigale V4R	312,7
6	17 R. VICKERS	Ducati Panigale V4R	310,9
7	11 N. BULEGA	Ducati Panigale V4R	310,9
8	1 T. RAZGATLIOGLU	BMW M1000RR	310,9
9	77 D. AEGERTER	Yamaha YZF R1	309,1
10	55 A. LOCATELLI	Yamaha YZF R1	309,1
11	97 X. VIERGE	Honda CBR1000 RR-R	308,2
12	45 S. REDDING	Ducati Panigale V4R	308,2
13	60 M. VAN DER MARK	BMW M1000RR	307,3
14	7 I. LECUONA	Honda CBR1000 RR-R	305,6
15	87 R. GARDNER	Yamaha YZF R1	305,6
16	47 A. BASSANI	bimota KB998 Rimini	305,6
17	53 T. RABAT	Yamaha YZF R1	305,6
18	22 A. LOWES	bimota KB998 Rimini	302,2
19	49 T. NAGASHIMA	Honda CBR1000 RR-R	301,3
20	31 G. GERLOFF	Kawasaki ZX-10RR	294,8
21	21 Z. ZAIDI	Honda CBR1000 RR-R	226,3

SEG. 1

1	11 N. BULEGA	21.241
2	19 A. BAUTISTA	21.281
3	1 T. RAZGATLIOGLU	21.451
4	29 A. IANNONE	21.456
5	14 S. LOWES	21.467
6	22 A. LOWES	21.488
7	9 D. PETRUCCI	21.488
8	60 M. VAN DER MARK	21.503
9	55 A. LOCATELLI	21.530
10	77 D. AEGERTER	21.545
11	97 X. VIERGE	21.589
12	87 R. GARDNER	21.624
13	47 A. BASSANI	21.650
14	17 R. VICKERS	21.689
15	45 S. REDDING	21.779
16	5 Y. MONTELLA	21.853
17	53 T. RABAT	22.027
18	7 I. LECUONA	22.146
19	49 T. NAGASHIMA	22.318
20	31 G. GERLOFF	25.000
21	21 Z. ZAIDI	29.916

SEG. 2

1	1 T. RAZGATLIOGLU	25.621
2	11 N. BULEGA	25.635
3	47 A. BASSANI	25.829
4	55 A. LOCATELLI	25.841
5	22 A. LOWES	25.871
6	9 D. PETRUCCI	25.933
7	60 M. VAN DER MARK	25.972
8	29 A. IANNONE	25.977
9	45 S. REDDING	25.986
10	14 S. LOWES	25.988
11	19 A. BAUTISTA	26.014
12	97 X. VIERGE	26.017
13	17 R. VICKERS	26.042
14	5 Y. MONTELLA	26.081
15	87 R. GARDNER	26.091
16	77 D. AEGERTER	26.117
17	53 T. RABAT	26.576
18	7 I. LECUONA	26.621
19	49 T. NAGASHIMA	26.901
20	99 B. SOFUOGLU	28.000
21	31 G. GERLOFF	28.053
22	95 T. MACKENZIE	29.020
23	21 Z. ZAIDI	38.885

SEG. 3

1	11 N. BULEGA	16.987
2	22 A. LOWES	17.072
3	47 A. BASSANI	17.114
4	1 T. RAZGATLIOGLU	17.150
5	14 S. LOWES	17.163
6	55 A. LOCATELLI	17.210
7	19 A. BAUTISTA	17.240
8	87 R. GARDNER	17.255
9	29 A. IANNONE	17.311
10	9 D. PETRUCCI	17.325
11	17 R. VICKERS	17.376
12	60 M. VAN DER MARK	17.385
13	77 D. AEGERTER	17.401
14	97 X. VIERGE	17.406
15	45 S. REDDING	17.431
16	5 Y. MONTELLA	17.437
17	7 I. LECUONA	17.582
18	53 T. RABAT	17.711
19	49 T. NAGASHIMA	17.848
20	95 T. MACKENZIE	18.877
21	31 G. GERLOFF	18.946
22	99 B. SOFUOGLU	18.958
23	21 Z. ZAIDI	24.680

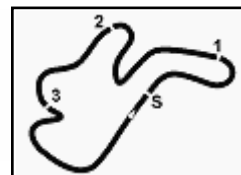
SEG. 4

1	1 T. RAZGATLIOGLU	24.951
2	11 N. BULEGA	24.957
3	29 A. IANNONE	25.053
4	19 A. BAUTISTA	25.159
5	55 A. LOCATELLI	25.176
6	14 S. LOWES	25.201
7	47 A. BASSANI	25.227
8	22 A. LOWES	25.229
9	9 D. PETRUCCI	25.249
10	97 X. VIERGE	25.317
11	77 D. AEGERTER	25.345
12	17 R. VICKERS	25.350
13	60 M. VAN DER MARK	25.416
14	87 R. GARDNER	25.417
15	45 S. REDDING	25.424
16	5 Y. MONTELLA	25.424
17	7 I. LECUONA	25.772
18	53 T. RABAT	25.908
19	49 T. NAGASHIMA	25.948
20	31 G. GERLOFF	29.302
21	21 Z. ZAIDI	33.813

18/02/2025

These data/results cannot be reproduced, stored and/or transmitted in whole or in part by any manner of electronic, mechanical, photocopying, recording, broadcasting or otherwise now known or herein after developed without the previous express consent by the copyright owner, except for reproduction in daily press and regular printed publications on sale to the public within 60 days of the event related to those data/results and always provided that copyright symbol appears together as follows below.

© DORNA WSBK ORGANIZATION Srl 2025



Phillip Island 4.445 m

DWO Phillip Island Official Test, 17-18 February 2025

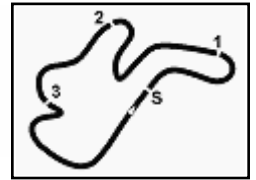
Chronological Analysis Free Practice 4th Session

10° 77 D. AEGERTER [1'30.461]								12° 60 M. VAN DER MARK [1'30.503]							
Lap	Seg1	Seg2	Seg3	Seg4	Lap Time	km/h	Local Time	Lap	Seg1	Seg2	Seg3	Seg4	Lap Time	km/h	Local Time
1	41.073	37.029	24.150	1'23.401	3'05.653P		14:01'13.599	1	37.680	33.180	21.778	31.565	2'04.203P		15:04'47.656
2	37.678	35.122	22.745	32.374	2'07.919P		14:03'21.518	2	26.636	33.447	21.268	1'20.331	2'41.682P	265,8	15:09'33.541
3	27.490	33.782	22.118	31.184	1'54.574	278,1	14:05'16.092	3	34.844	30.545	20.600	1'17.454	2'43.443P		15:12'16.984
4	26.848	33.184	22.282	30.585	1'52.899	292,4	14:07'08.991	4	35.167	30.058	20.413	1'16.384	2'42.022P		15:14'59.006
5	26.746	32.553	21.898	30.275	1'51.472	286,2	14:09'00.463	5	35.113	29.452	20.046	8'27.940	9'52.551P		15:24'51.557
6	25.939	32.051	21.435	30.198	1'49.623	295,6	14:10'50.086	6	35.193	28.940	21.120	32.676	1'57.929P		15:26'49.486
7	25.822	32.203	21.027	29.850	1'48.902	296,4	14:12'38.988	7	22.259	27.675	18.095	25.917	1'33.946	303,0	15:28'23.432
8	26.223	34.706	22.631	14'24.454	15'48.014P	289,3	14:28'27.002	8	22.127	26.340	17.774	25.564	1'31.805	301,3	15:29'55.237
9	37.180	33.379	21.856	1'20.985	2'53.400P		14:31'20.402	9	21.824	26.280	17.645	25.689	1'31.438	302,2	15:31'26.675
10	36.061	32.701	21.736	30.269	2'00.767P		14:33'21.169	10	21.749	33.957	17.748	25.416	1'38.870	300,5	15:33'05.545
11	26.828	32.843	21.577	29.869	1'51.117	283,2	14:35'12.286	11	21.607	26.023	17.438	25.435	1'30.503	305,6	15:34'36.048
12	26.351	32.210	21.234	29.398	1'49.193	283,9	14:37'01.479	12	21.524	26.255	19.418	30.633	1'37.830	307,3	15:36'13.878
13	25.989	32.087	21.384	29.339	1'48.799	287,0	14:38'50.278	13	21.720	26.118	17.616	25.601	1'31.055	299,7	15:37'44.933
14	26.041	32.069	21.234	28.902	1'48.246	288,5	14:40'38.524	14	21.793	31.239	24.437	28.792	1'46.261	299,7	15:39'31.194
15	25.740	31.599	21.067	28.727	1'47.133	292,4	14:42'25.657	15	21.503	25.972	17.385	25.671	1'30.531C	307,3	15:41'01.725
16	27.138	32.640	21.718	14'55.519	16'17.015P	291,6	14:58'42.672	13° 97 X. VIERGE [1'30.537]							
17	35.913	32.288	21.432	1'19.689	2'49.322P		15:01'31.994	Lap <th>Seg1</th> <th>Seg2</th> <th>Seg3</th> <th>Seg4</th> <th>Lap Time</th> <th>km/h</th> <th>Local Time</th>	Seg1	Seg2	Seg3	Seg4	Lap Time	km/h	Local Time
18	34.512	31.021	20.802	28.995	1'55.330P		15:03'27.324	1	34.620	29.782	19.248	1'18.271	2'41.921P		15:17'18.218
19	25.090	30.262	20.401	28.610	1'44.363	283,9	15:05'11.687	2	33.817	28.093	19.239	27.236	1'48.385P		15:19'06.603
20	24.728	30.118	20.485	28.830	1'44.161	296,4	15:06'55.848	3	23.149	27.345	18.252	26.058	1'34.804	307,3	15:20'41.407
21	24.927	31.118	21.129	10'16.184	11'33.358P	295,6	15:18'29.206	4	23.066	27.317	18.434	13'58.774	15'07.591P	307,3	15:35'48.998
22	34.827	33.232	20.677	28.272	1'57.008P		15:20'26.214	5	32.808	31.592	18.391	25.808	1'48.599P		15:37'37.597
23	23.667	28.590	18.941	26.709	1'37.907	302,2	15:22'04.121	6	21.797	26.017	17.406	25.317	1'30.537	307,3	15:39'08.134
24	22.635	27.433	18.864	27.483	1'36.415	304,7	15:23'40.536	7	21.589	26.183	17.430	25.281	1'30.483C	308,2	15:40'38.617
25	22.319	27.761	18.203	26.257	1'34.540	302,2	15:25'15.076	14° 45 S. REDDING [1'30.635]							
26	22.218	26.926	17.816	26.112	1'33.072	303,0	15:26'48.148	Lap <th>Seg1</th> <th>Seg2</th> <th>Seg3</th> <th>Seg4</th> <th>Lap Time</th> <th>km/h</th> <th>Local Time</th>	Seg1	Seg2	Seg3	Seg4	Lap Time	km/h	Local Time
27	21.960	26.786	17.913	4'27.495	5'34.154P	308,2	15:32'22.302	1	34.265	29.028	19.059	26.969	1'49.321P		15:17'54.364
28	34.011	38.540	19.179	26.508	1'58.238P		15:34'20.540	2	22.157	26.567	17.658	25.749	1'32.131	307,3	15:19'26.495
29	22.123	26.696	17.944	25.773	1'32.536	303,9	15:35'53.076	3	21.892	26.268	17.460	25.497	1'31.117	308,2	15:20'57.612
30	21.783	26.359	17.602	25.543	1'31.287	307,3	15:37'24.363	4	21.801	26.283	17.431	25.424	1'30.939	308,2	15:22'28.551
31	21.837	26.117	17.401	25.457	1'30.812	304,7	15:38'55.175	5	21.779	25.986	17.437	25.433	1'30.635	307,3	15:23'59.186
32	21.545	26.170	17.401	25.345	1'30.461	309,1	15:40'25.636	15° 17 R. VICKERS [1'30.680]							
								Lap <th>Seg1</th> <th>Seg2</th> <th>Seg3</th> <th>Seg4</th> <th>Lap Time</th> <th>km/h</th> <th>Local Time</th>	Seg1	Seg2	Seg3	Seg4	Lap Time	km/h	Local Time
1	41.851	35.783	23.592	32.007	2'13.233P		13:58'39.629	1	38.649	32.761	21.107	29.412	2'01.929P		14:29'17.690
2	28.081	33.146	22.304	31.941	1'55.472	261,3	14:00'48.334	2	25.856	31.054	20.444	28.702	1'46.056	267,8	14:33'05.675
3	26.808	32.183	21.390	30.170	1'50.551	278,1	14:02'38.885	3	25.504	30.229	20.232	28.474	1'44.439	288,5	14:34'50.114
4	26.179	31.535	21.158	29.916	1'48.788	267,8	14:04'27.673	4	25.406	31.841	20.830	9'05.773	10'23.850P	295,6	14:45'13.964
5	25.855	31.524	20.733	29.543	1'47.655	284,7	14:06'15.328	5	35.769	30.776	20.230	28.349	1'55.124P		14:47'09.088
6	25.484	30.967	20.480	29.368	1'46.299	290,0	14:08'01.627	6	25.088	30.175	20.303	28.419	1'43.985	290,8	14:48'53.073
7	28.960	35.215	21.785	1'21.671	2'47.631P	283,2	14:10'49.258	7	25.915	31.245	21.174	2'31.967	3'50.301P	273,9	14:52'43.374
8	37.352	32.592	21.509	44'49.608	46'21.061P		14:57'10.319	8	35.320	30.753	20.232	1'19.859	2'46.164P		14:55'29.538
9	38.139	34.168	21.585	1'20.464	2'54.356P		15:00'04.675	9	36.134	30.693	20.138	1'19.930	2'46.895P		14:58'16.433
10	36.292	34.704	20.833	15'37.141	17'08.970P		15:17'13.645	10	34.711	30.289	19.946	27'55.111	29'20.057P		15:27'36.490
11	35.926	30.415	20.409	1'19.759	2'46.509P		15:20'00.154	11	36.590	29.124	19.110	26.810	1'51.634P		15:29'28.124
12	36.333	31.350	20.407	4'23.965	5'52.055P		15:25'52.209	12	22.525	26.709	18.003	25.695	1'32.932	305,6	15:31'01.056
13	34.931	28.836	18.771	26.653	1'49.191P		15:27'41.400	13	22.090	26.304	17.802	25.448	1'31.644	306,5	15:32'32.700
14	22.789	27.546	17.955	26.013	1'34.303	305,6	15:29'15.703	14	21.832	26.484	17.569	25.548	1'31.433	310,0	15:34'04.133
15	22.153	26.996	17.544	25.962	1'32.655	304,7	15:30'48.358	15	21.777	26.042	17.551	25.422	1'30.792	309,1	15:35'34.925
16	22.254	26.492	17.563	3'08.380	4'14.689P	304,7	15:35'03.047	16	21.689	26.129	17.520	25.386	1'30.724	310,9	15:37'05.649
17	33.648	27.061	17.530	25.647	1'43.886P		15:36'46.933	17	21.790	26.126	17.376	25.388	1'30.680	307,3	15:38'36.329
18	21.827	26.289	17.385	25.557	1'31.058	303,0	15:38'17.991	18	21.706	28.947	17.617	25.350	1'33.620	310,9	15:40'09.949
19	21.701	26.091	17.255	25.417	1'30.464	305,6	15:39'48.455	16° 5 Y. MONTELLA [1'31.000]							
								Lap <th>Seg1</th> <th>Seg2</th> <th>Seg3</th> <th>Seg4</th> <th>Lap Time</th> <th>km/h</th> <th>Local Time</th>	Seg1	Seg2	Seg3	Seg4	Lap Time	km/h	Local Time

18/02/2025 P = Pits In/Out - C = Lap Time Cancelled

These data/results cannot be reproduced, stored and/or transmitted in whole or in part by any manner of electronic, mechanical, photocopying, recording, broadcasting or otherwise now known or herein after developed without the previous express consent by the copyright owner, except for reproduction in daily press and regular printed publications on sale to the public within 60 days of the event related to those data/results and always provided that copyright symbol appears together as follows below.

© DORNA WSBK ORGANIZATION Srl 2025



Phillip Island 4.445 m

DWO Phillip Island Official Test, 17-18 February 2025
Chronological Analysis Free Practice 4th Session

3 / 3

Lap	Seg1	Seg2	Seg3	Seg4	Lap Time	km/h	Local Time
1	36.205	31.074	20.224	29.151	1'56.654P	299,7	14:27'02.316
2	25.284	30.644	20.192	29.000	1'45.120	310,0	14:28'58.970
3	25.005	30.305	19.961	38'59.867	40'15.138P	297,2	14:30'44.090
4	35.957	30.707	20.674	28.471	1'55.809P		15:10'59.228
5	23.765	28.427	18.982	26.865	1'38.039	306,5	15:12'55.037
6	22.954	27.683	18.322	26.170	1'35.129	310,0	15:14'33.076
7	23.823	28.775	18.887	6'24.021	7'35.506P	307,3	15:16'08.205
8	33.378	33.163	17.905	25.601	1'50.047P		15:23'43.711
9	22.316	27.185	17.708	25.685	1'32.894	312,7	15:25'33.758
10	22.213	26.476	17.983	25.545	1'32.217	308,2	15:27'06.652
11	21.853	26.646	17.536	25.424	1'31.459	308,2	15:28'38.869
12	22.021	26.265	17.443	25.629	1'31.358	306,5	15:30'10.328
13	21.974	26.252	17.591	25.696	1'31.513	307,3	15:31'41.686
14	22.003	26.279	17.555	25.537	1'31.374	303,0	15:33'13.199
15	21.974	26.081	17.437	25.508	1'31.000	306,5	15:34'44.573
16	21.901	26.593	17.722	1'19.280	2'25.496P	310,0	15:36'15.573
17	38.027	27.788	19.007	26.317	1'51.139P		15:38'41.069
18							15:40'32.208

20° 31 G. GERLOFF [1'44.955]							
Lap	Seg1	Seg2	Seg3	Seg4	Lap Time	km/h	Local Time
1	40.804	36.431	24.517	34.219	2'15.971P	260,0	13:59'04.572
2	28.499	33.892	22.798	32.229	1'57.418	274,6	14:01'20.543
3	27.151	32.203	22.320	31.396	1'53.070	278,1	14:03'17.961
4	26.677	32.361	21.983	30.765	1'51.786	287,7	14:05'11.031
5	26.216	31.588	21.467	30.381	1'49.652	287,0	14:07'02.817
6	25.715	30.894	21.171	29.970	1'47.750	294,8	14:08'52.469
7	25.448	30.718	20.729	29.809	1'46.704	289,3	14:12'26.923
8	25.576	30.683	20.499	29.313	1'46.071	288,5	14:14'12.994
9	25.327	31.148	20.823	29.484	1'46.782	289,3	14:15'59.776
10	25.015	30.301	20.351	29.319	1'44.986	294,0	14:17'44.762
11	25.000	30.218	20.435	29.302	1'44.955	294,0	14:19'29.717
12	27.883	33.325	22.159	57'53.753	59'17.120P	294,0	15:18'46.837
13	35.035	29.818	20.144	1'18.733	2'43.730P		15:21'30.567
14	33.839	28.231	18.946	1'18.587	2'39.603P		15:24'10.170

17° 71 I. LECUONA [1'32.363]							
Lap	Seg1	Seg2	Seg3	Seg4	Lap Time	km/h	Local Time
1	36.988	31.262	20.568	28.307	1'57.125P		15:15'58.275
2	23.710	28.539	18.910	27.265	1'38.424	287,0	15:17'55.400
3	23.036	27.757	18.401	1'28.431	2'37.625P	303,0	15:19'33.824
4	34.491	27.698	18.520	27.902	1'48.611P		15:22'11.449
5	22.358	27.074	18.093	26.042	1'33.567	305,6	15:24'00.060
6	22.285	27.974	17.986	1'18.325	2'26.570P	305,6	15:25'33.627
7	33.522	27.265	17.906	25.947	1'44.640P		15:28'00.197
8	22.224	26.621	17.746	25.772	1'32.363	304,7	15:29'44.837
9	22.146	26.694	17.582	6'32.242	7'38.664P	304,7	15:31'17.200
10	37.390	28.112	18.553	26.756	1'50.811CP		15:38'55.864
							15:40'46.675

21° 21 Z. ZAIDI							
Lap	Seg1	Seg2	Seg3	Seg4	Lap Time	km/h	Local Time
1	46.277	38.885	24.680	33.813	2'23.655P		14:01'32.327
							14:03'55.982

22° 95 T. MACKENZIE							
Lap	Seg1	Seg2	Seg3	Seg4	Lap Time	km/h	Local Time
1	37.103	32.008	20.706	1'24.725	2'54.542P		15:11'44.761
2	35.862	32.403	21.505	1'20.962	2'50.732P		15:14'39.303
3	36.155	30.270	19.939	1'20.588	2'46.952P		15:17'30.035
4	36.559	30.083	19.658	1'19.110	2'45.410P		15:20'16.987
5	37.416	29.020	19.371	1'17.159	2'42.966P		15:23'02.397
6	40.109	29.278	18.877	1'11.350	2'39.614P		15:25'45.363
7	43.192	29.492	19.344	10'00.111	11'32.139P		15:28'24.977
							15:39'57.116

18° 53 T. RABAT [1'32.716]							
Lap	Seg1	Seg2	Seg3	Seg4	Lap Time	km/h	Local Time
1	35.381	29.240	19.769	28.911	1'53.301P		15:30'36.891
2	23.254	28.161	18.369	26.879	1'36.663	294,8	15:32'30.192
3	22.462	37.547	20.540	27.621	1'48.170	300,5	15:34'06.855
4	22.159	26.654	17.995	25.908	1'32.716	305,6	15:35'55.025
5	22.641	29.772	23.078	26.027	1'41.518	301,3	15:37'27.741
6	22.027	26.576	17.711	25.901	1'32.215C	303,0	15:39'09.259
							15:40'41.474

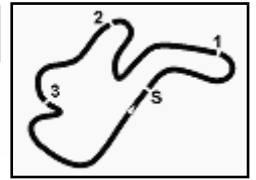
23° 99 B. SOFUOGLU							
Lap	Seg1	Seg2	Seg3	Seg4	Lap Time	km/h	Local Time
1	34.507	29.525	19.001	3'25.695	4'48.728P		15:23'09.774
2	33.672	30.207	21.218	50.967	2'16.064P		15:27'58.502
3	36.515	28.751	18.958	7'39.087	9'03.311P		15:30'14.566
4	37.489	28.000	18.096	27.129	1'50.714CP		15:39'17.877
							15:41'08.591

19° 49 T. NAGASHIMA [1'33.015]							
Lap	Seg1	Seg2	Seg3	Seg4	Lap Time	km/h	Local Time
1	42.996	38.084	24.576	33.760	2'19.416P		13:54'29.702
2	30.105	35.211	23.480	32.363	2'01.159	223,1	13:56'49.118
3	28.907	34.203	22.652	32.656	1'58.418	244,2	13:58'50.277
4	27.371	33.436	22.332	31.863	1'55.002	265,1	14:00'48.695
5	27.669	32.203	21.569	30.918	1'52.359	244,2	14:02'43.697
6	26.724	35.455	26.118	12'39.121	14'07.418P	263,9	14:04'36.056
7	37.762	32.520	21.271	30.258	2'01.811P		14:18'43.474
8	26.560	32.248	21.435	29.865	1'50.108	267,8	14:20'45.285
9	26.690	31.734	21.133	29.820	1'49.377	259,4	14:22'35.393
10	27.147	34.112	23.313	27'13.580	28'38.152P	263,9	14:24'24.770
11	36.119	32.344	21.488	17'15.021	18'44.972P		14:53'02.922
12	36.766	31.327	20.640	27.789	1'56.522P		15:11'47.894
13	24.422	28.248	19.019	26.722	1'38.411	265,1	15:13'44.416
14	23.054	27.705	18.817	26.438	1'36.014	297,2	15:15'22.827
15	22.738	27.433	18.810	1'18.864	2'27.845P	300,5	15:16'58.841
16	33.514	27.523	18.298	26.500	1'45.835P		15:19'26.686
17	22.318	26.901	17.848	25.948	1'33.015	301,3	15:21'12.521
							15:22'45.536

18/02/2025 P = Pits In/Out - C = Lap Time Cancelled

These data/results cannot be reproduced, stored and/or transmitted in whole or in part by any manner of electronic, mechanical, photocopying, recording, broadcasting or otherwise now known or herein after developed without the previous express consent by the copyright owner, except for reproduction in daily press and regular printed publications on sale to the public within 60 days of the event related to those data/results and always provided that copyright symbol appears together as follows below.

© DORNA WSBK ORGANIZATION Srl 2025



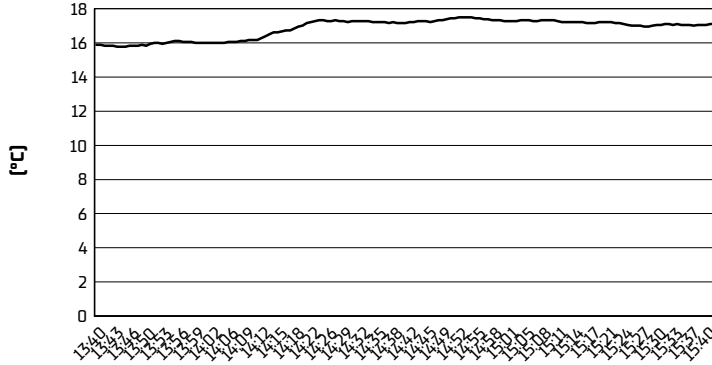
Phillip Island 4.445 m

DWO Phillip Island Official Test, 17-18 February 2025

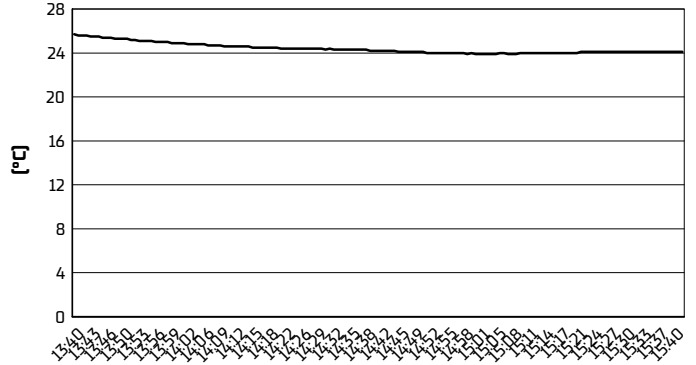
Weather Report Free Practice 4th Session

Session started 13:40 - Session ended 15:41


Air Temperature



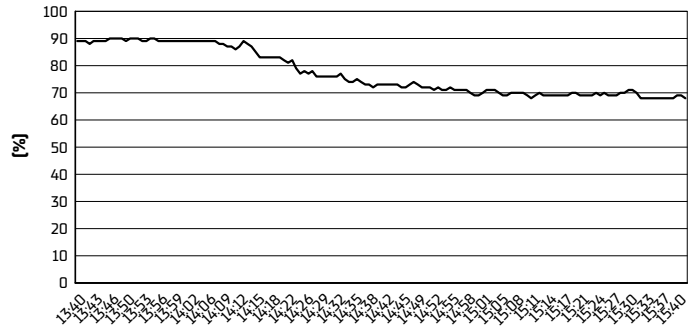
Track Temperature



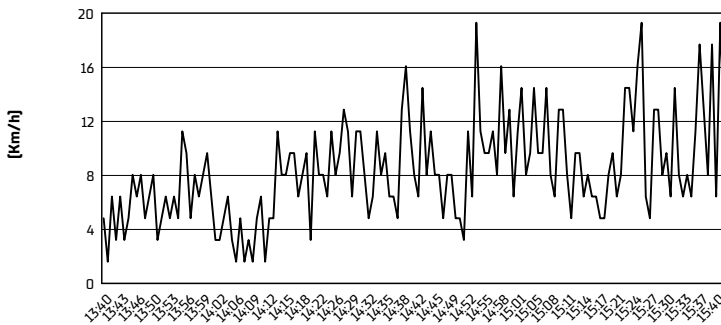
Air Pressure



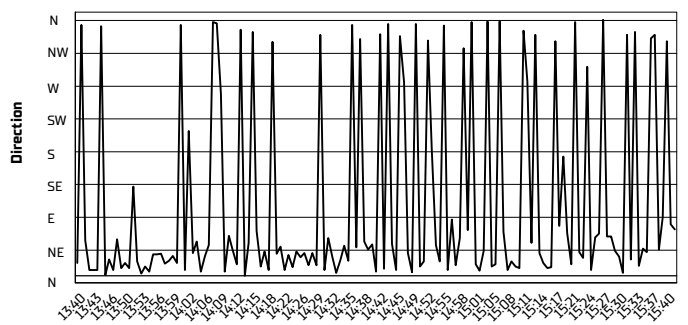
Humidity



Wind Speed



Wind Direction



18/02/2025

These data/results cannot be reproduced, stored and/or transmitted in whole or in part by any manner of electronic, mechanical, photocopying, recording, broadcasting or otherwise now known or herein after developed without the previous express consent by the copyright owner, except for reproduction in daily press and regular printed publications on sale to the public within 60 days of the event related to those data/results and always provided that copyright symbol appears together as follows below.

© DORNA WSBK ORGANIZATION Srl 2025