



Jerez - 4423 m



8

CIRCUITO DE JEREZ - WSBK TEST

Wednesday, January 22nd 2025

TESTING RESULTS

CONDICIONES ATMOSFERICAS: **Soleado**

ESTADO DE LA PISTA: **Seca**

Ord.	#	Piloto	Licencia	Club	Marca	NV	VR	Tiempo	Gap	Intv	VMax
1	11	wsbk Niccolo BULEGA	ITA	Ducati Aruba.it	DUCATI	63	41	1:38.731	----	----	268,7
2	29	wsbk Andrea IANNONE	ITA	Team Goeleven	DUCATI	59	55	1:39.181	0.450	0.450	272,0
3	45	wsbk Scott REDDING	GBR	MGM Bonovo Racing	DUCATI	73	73	1:39.280	0.549	0.099	269,3
4	31	wsbk Garret GERLOFF	USA	Kawasaki WorldSBK Team	KAWASAKI	62	60	1:39.332	0.601	0.052	267,3
5	147	wsbk Axel BASSANI	ITA	BbKRT	bimota	47	47	1:39.463	0.732	0.131	268,7
6	109	wsbk Danilo PETRUCCI	ITA	Barni Spark Racing Team	DUCATI	69	57	1:39.548	0.817	0.085	274,1
7	197	wsbk Xavi VIERGE	ESP	Team HRC WorldSBK	HONDA	52	29	1:39.916	1.185	0.368	267,3
8	129	wsbk Andrea IANNONE	ITA	Team Goeleven	DUCATI	9	2	1:40.042	1.311	0.126	265,2
9	119	wsbk Alvaro BAUTISTA	ESP	Ducati Aruba.it	DUCATI	66	45	1:40.135	1.404	0.093	270,7
10	214	wsbk Sam LOWES	GBR	ELF Marc VDS Racing Team	DUCATI	56	40	1:40.207	1.476	0.072	269,3
11	122	wsbk Alex LOWES	GBR	BbKRT	bimota	34	34	1:40.270	1.539	0.063	267,3
12	160	wsbk Michael VD MARK	NED	Rokit BMW Motorrad WorldS	BMW	10	10	1:40.285	1.554	0.015	266,7
13	87	wsbk Remy GARDNER	AUS	GYTR GRT Yamaha WorldS	YAMAHA	71	43	1:40.293	1.562	0.008	264,7
14	97	wsbk Xavi VIERGE	ESP	Team HRC WorldSBK	HONDA	29	21	1:40.312	1.581	0.019	268,7
15	19	wsbk Alvaro BAUTISTA	ESP	Ducati Aruba.it	DUCATI	17	5	1:40.341	1.610	0.029	268,7
16	111	wsbk Niccolo BULEGA	ITA	Ducati Aruba.it	DUCATI	14	10	1:40.344	1.613	0.003	266,7
17	165	wsbk Jonathan REA	GBR	Pata Maxus Yamaha	YAMAHA	34	19	1:40.368	1.637	0.024	263,4
18	60	wsbk Michael VD MARK	NED	Rokit BMW Motorrad WorldS	BMW	60	47	1:40.452	1.721	0.084	266,7
19	65	wsbk Jonathan REA	GBR	Pata Maxus Yamaha	YAMAHA	16	6	1:40.462	1.731	0.010	261,5
20	117	wsbk Ryan VICKERS	GBR	Motocorsa Racing	DUCATI	36	29	1:40.586	1.855	0.124	268,7
21	22	wsbk Alex LOWES	GBR	BbKRT	bimota	18	17	1:40.618	1.887	0.032	266,0
22	17	wsbk Ryan VICKERS	GBR	Motocorsa Racing	DUCATI	49	36	1:40.871	2.140	0.253	267,3
23	55	wsbk Andrea LOCATELLI	ITA	Pata Maxus Yamaha	YAMAHA	63	55	1:40.989	2.258	0.118	263,4
24	131	wsbk Garret GERLOFF	USA	Kawasaki WorldSBK Team	KAWASAKI	8	3	1:41.236	2.505	0.247	264,7
25	47	wsbk Axel BASSANI	ITA	BbKRT	bimota	5	5	1:41.241	2.510	0.005	268,0
26	37	sbk Markus REITERBERGER	GER	BMW Motorrad Test Team	BMW	70	70	1:41.276	2.545	0.035	262,1
27	99	wsbk Bahattin SOFUOGLU	TUR	Yamaha Motoracing WorldS	YAMAHA	72	30	1:41.296	2.565	0.020	260,9
28	105	wsbk Yari MONTELLA	ITA	Barni Spark Racing Team	DUCATI	80	62	1:41.308	2.577	0.012	268,0
29	77	wsbk Dominique AERGERTER	SWI	GYTR GRT Yamaha WorldS	YAMAHA	32	27	1:41.488	2.757	0.180	261,5
30	245	wsbk Tetsuya NAGASHIMA	JAP	HRC Test Team	HONDA	26	20	1:41.498	2.767	0.010	260,9
31	212	wsbk Borja GÓMEZ	ESP	Team HRC WorldSBK	HONDA	66	48	1:41.525	2.794	0.027	261,5
32	53	wsbk Tito RABAT	ESP	Yamaha Motoracing WorldS	YAMAHA	99	85	1:41.591	2.860	0.066	264,7
33	187	wsbk Remy GARDNER	AUS	GYTR GRT Yamaha WorldS	YAMAHA	14	12	1:41.605	2.874	0.014	262,1
34	112	wsbk Borja GÓMEZ	ESP	Team HRC WorldSBK	HONDA	14	10	1:41.669	2.938	0.064	262,1
35	95	wsbk Tarran MACKENZIE	GBR	Petronas Mie Honda Racing	HONDA	61	38	1:41.715	2.984	0.046	261,5
36	345	wsbk Tetsuya NAGASHIMA	JAP	HRC Test Team	HONDA	55	50	1:41.728	2.997	0.013	266,1
37	155	wsbk Andrea LOCATELLI	ITA	Pata Maxus Yamaha	YAMAHA	7	5	1:41.845	3.114	0.117	260,2
38	12	wsbk Xavi FORÉS	ESP	bimota by Kawasaki Racing Team	bimota	23	18	1:41.926	3.195	0.081	260,7
39	177	wsbk Dominique AERGERTER	SWI	GYTR GRT Yamaha WorldS	YAMAHA	36	30	1:42.054	3.323	0.128	260,9
40	66	sbk Florian ALT	GER	Honda Germany	HONDA	48	20	1:42.182	3.451	0.128	262,8
41	40	ewc Roman RAMOS	ESP	Kawasaki Palmeto Jdo Racin	KAWASAKI	63	63	1:42.438	3.707	0.256	254,7
42	145	wsbk Scott REDDING	GBR	MGM Bonovo Racing	DUCATI	5	3	1:42.611	3.880	0.173	267,3
43	50	sbk Sylvain GUINTOLI	FRA	BMW Motorrad Test Team	BMW	60	58	1:42.787	4.056	0.176	265,3
44	23	wssp Marcel SCHRÖTTER	GER	World Supersport Project Ra	DUCATI	70	68	1:43.289	4.558	0.502	235,3
45	27	wssp Kaito TOBA	JAP	Petronas Mie Honda Racing	HONDA	65	26	1:43.504	4.773	0.215	230,8
46	52	wssp Jeremy ALCOBA	ESP	Kawasaki WorldSSP Team	KAWASAKI	68	31	1:43.811	5.080	0.307	234,8
47	150	wssp Ondrej VOSTALEK	CZE	World Supersport Project Ra	DUCATI	45	43	1:44.079	5.348	0.268	230,8
48	103	wssp QJ PROTO		QJ Factory Team	QJ	41	29	1:44.344	5.613	0.265	229,5
49	6	wssp Corentin PEROLARI	FRA	Honda Racing World Supers	HONDA	44	41	1:44.416	5.685	0.072	230,3
50	101	wssp QJ MOTO 1		QJ Factory Team	QJ	47	39	1:44.435	5.704	0.019	228,3
51	106	ssp Michael DUNLOP	GBR	Milwaukee Ducati	DUCATI	32	26	1:48.440	9.709	4.005	226,4
52	222	wssp Ana CARRASCO	ESP	Honda Racing World Supers	HONDA	64	60	1:48.582	9.851	0.142	223,6



Jerez - 4423 m



9

CIRCUITO DE JEREZ - WSBK TEST

Wednesday, January 22nd 2025

LAP BY LAP

Vuelta	6	11	12	17	19	22	23	27	29	31	37	40
1	1:52.115	1:55.252	1:54.006	1:52.796	1:47.706	1:52.975	PIT EXIT	1:58.590	2:04.693	1:56.031	PIT EXIT	1:54.977
2	1:45.720	1:44.399	1:44.322	1:43.066	PIT EXIT	1:42.193	1:50.379	1:55.042	1:43.913	1:43.916	1:57.268	1:44.062
3	1:45.163	1:42.262	1:43.884	1:42.810	1:46.110	PIT EXIT	1:45.459	1:47.700	1:42.058	1:41.851	1:44.796	1:43.491
4	1:44.774	PIT EXIT	1:44.281	1:44.389	1:40.685	1:48.559	1:44.631	1:46.462	1:46.350	1:43.678	1:48.636	1:44.064
5	PIT EXIT	1:48.451	PIT EXIT	1:42.509	1:40.341*	1:42.380	1:44.197	1:46.153	1:40.785	1:41.683	1:44.453	1:44.397
6	1:58.266	1:41.398	1:49.141	PIT EXIT	1:40.878	1:40.998	1:44.046	1:45.914	1:48.054	PIT EXIT	1:44.177	1:43.259
7	1:45.512	1:41.002	1:46.013	1:51.685	1:42.363	1:41.013	1:43.678	1:45.846	1:49.358	1:47.115	1:56.758	PIT EXIT
8	1:45.032	1:40.781	1:43.056	1:42.616	1:40.615	1:41.184	1:44.987	PIT EXIT	1:40.772	1:41.746	1:43.886	1:47.531
9	PIT EXIT	1:40.526	1:43.386	1:45.089	1:40.664	PIT EXIT	1:44.479	2:01.875	PIT EXIT	1:46.134	1:49.106	1:43.914
10	1:51.308	1:41.562	PIT EXIT	1:43.315	PIT EXIT	1:47.916	1:44.078	1:45.364	2:00.703	PIT EXIT	1:43.463	1:43.249
11	1:45.165	PIT EXIT	1:53.979	1:42.373	1:47.896	1:41.716	1:45.013	1:44.784	1:44.403	1:49.008	PIT EXIT	PIT EXIT
12	1:47.780	1:48.703	1:43.578	PIT EXIT	1:41.019	PIT EXIT	1:44.405	1:45.017	1:41.596	1:40.911	1:51.884	1:48.106
13	PIT EXIT	PIT EXIT	1:42.988	1:47.977	1:40.871	1:47.452	1:49.018	PIT EXIT	1:46.141	1:41.028	1:43.897	1:42.530
14	1:58.235	1:45.073	1:43.070	1:41.804	1:40.765	1:41.180	1:44.435	2:00.455	1:47.143	1:41.142	1:43.578	1:43.041
15	1:44.480	1:39.761	PIT EXIT	1:41.484	1:45.003	1:40.768	1:44.641	1:45.902	1:41.477	1:40.793	1:46.509	1:43.423
16	1:44.636	1:39.995	2:08.908	1:41.367	1:40.790	1:41.721	1:44.417	1:45.335	PIT EXIT	PIT EXIT	PIT EXIT	1:42.490
17	1:51.845	1:39.800	1:46.251	1:41.629	1:40.956	1:40.618*	1:44.151	1:44.905	1:55.160	1:54.945	1:49.593	PIT EXIT
18	1:44.458	1:39.993	1:41.926*	1:41.572		1:40.646	PIT EXIT	1:45.089	1:41.855	1:41.574	PIT EXIT	1:54.678
19	PIT EXIT	PIT EXIT	PIT EXIT	1:41.656			1:51.250	PIT EXIT	1:40.624	1:41.241	1:49.683	1:43.247
20	2:01.098	1:45.306	1:51.086	PIT EXIT			1:45.825	1:56.804	2:36.076	1:41.114	1:43.311	1:42.858
21	1:45.205	1:40.319	1:42.646	1:53.570			1:45.050	1:45.920	1:40.983	PIT EXIT	1:48.046	1:44.519
22	1:45.283	1:40.262	1:48.258	1:41.372			PIT EXIT	1:45.405	1:40.772	1:53.496	1:43.799	1:42.657
23	1:45.164	1:40.364	1:42.351	1:41.277			1:49.634	1:45.438	1:48.775	1:40.444	1:44.716	PIT EXIT
24	1:45.058	1:40.400		1:47.051			1:45.184	PIT EXIT	1:45.413	1:40.358	1:43.409	1:50.571
25	PIT EXIT	1:40.128		1:41.395			1:44.792	1:54.665	1:40.533	1:47.466	1:53.267	1:43.289
26	1:55.750	PIT EXIT		1:41.800			1:45.073	1:43.504*	1:40.272	1:40.341	1:42.893	1:43.511
27	1:44.508	1:50.073		PIT EXIT			1:44.747	1:46.350	PIT EXIT	PIT EXIT	1:52.226	1:43.212
28	1:52.012	1:41.167		1:51.056			PIT EXIT	1:44.728	2:13.045	1:47.134	PIT EXIT	1:45.204
29	1:44.542	1:40.334		1:41.905			1:49.902	1:44.420	1:47.194	1:40.648	1:52.060	PIT EXIT
30	1:44.886	1:40.195		1:43.181			1:44.798	PIT EXIT	1:41.190	1:40.418	1:43.364	1:48.275
31	1:44.888	PIT EXIT		1:41.740			1:43.965	1:55.238	1:43.461	1:43.415	1:59.960	1:48.792
32	1:44.684	1:46.959		1:41.855			1:43.708	1:48.221	1:41.864	PIT EXIT	1:44.638	1:43.799
33	PIT EXIT	1:41.332		PIT EXIT			1:46.929	1:45.083	1:40.540	PIT EXIT	PIT EXIT	1:43.597
34	1:56.552	1:39.671		1:59.896			1:43.348	1:44.592	PIT EXIT	1:48.941	1:53.585	PIT EXIT
35	1:45.709	1:39.574		1:42.500			1:46.964	PIT EXIT	1:55.914	1:41.224	1:44.858	1:48.308
36	1:49.036	1:39.775		1:40.871*			1:43.479	1:53.439	1:40.809	1:40.718	1:43.358	1:44.268
37	PIT EXIT	1:39.745		1:41.462			PIT EXIT	1:45.764	1:39.837	1:40.794	1:52.014	PIT EXIT
38	1:52.956	PIT EXIT		1:41.128			1:51.992	1:45.787	2:00.830	1:40.594	1:43.431	1:48.556
39	1:44.897	1:46.030		1:45.775			1:45.387	1:45.780	1:46.426	PIT EXIT	PIT EXIT	1:43.001
40	1:47.317	1:38.972		1:41.052			1:44.891	1:45.380	1:48.208	1:47.657	1:50.463	PIT EXIT
41	1:44.416*	1:38.731*		PIT EXIT			1:44.390	1:45.621	1:41.859	1:41.816	1:43.696	1:50.035
42	1:44.472	PIT EXIT		1:50.691			1:44.346	PIT EXIT	1:40.254	1:41.170	1:46.270	PIT EXIT
43	1:44.793	1:49.138		1:41.413			1:44.118	1:56.221	1:39.996	1:40.761	1:43.675	1:50.986
44	1:44.569	1:41.039		1:41.483			1:44.423	1:46.984	1:40.253	1:43.606	1:54.330	1:42.843
45		1:40.599		PIT EXIT			PIT EXIT	1:44.979	PIT EXIT	1:40.897	1:44.387	1:42.617
46		1:40.736		1:52.308			PIT EXIT	1:45.033	1:50.269	PIT EXIT	1:45.292	1:44.000



Jerez - 4423 m



9

CIRCUITO DE JEREZ - WSBK TEST

Wednesday, January 22nd 2025

LAP BY LAP

Vuelta	6	11	12	17	19	22	23	27	29	31	37	40
47		1:40.152		1:41.380			1:48.740	1:44.739	1:41.804	1:47.044	1:44.385	1:43.850
48		1:40.301		1:41.862			1:44.371	1:44.612	1:47.933	1:41.340	PIT EXIT	1:42.965
49		PIT EXIT		1:41.623			1:44.130	PIT EXIT	1:40.617	1:40.674	1:51.475	PIT EXIT
50		1:47.050					1:43.998	2:00.234	1:40.212	1:40.835	1:44.896	1:47.155
51		1:40.012					1:44.088	1:45.832	1:39.867	PIT EXIT	1:44.031	1:42.865
52		1:39.963					1:44.013	1:45.441	PIT EXIT	1:57.528	PIT EXIT	1:42.758
53		1:39.960					1:44.025	PIT EXIT	1:53.249	1:44.400	1:53.220	PIT EXIT
54		1:39.898					1:44.224	PIT EXIT	1:39.772	1:39.908	1:44.430	1:45.358
55		PIT EXIT					1:43.893	1:50.712	1:39.181*	1:40.225	1:42.843	1:42.511
56		1:50.754					1:54.530	1:45.332	1:49.082	PIT EXIT	1:42.990	1:42.711
57		1:40.617					1:44.157	1:45.469	PIT EXIT	1:48.291	1:42.995	1:42.502
58		1:40.098					1:43.957	PIT EXIT	2:10.358	1:39.601	PIT EXIT	PIT EXIT
59		PIT EXIT					1:43.962	PIT EXIT	1:43.229	1:45.393	1:49.421	1:46.746
60		1:47.541					1:43.750	1:49.812		1:39.332*	1:42.910	1:42.768
61		1:41.160					1:44.110	1:44.129		PIT EXIT	1:53.936	1:43.316
62		1:40.511					1:43.808	1:44.257		PIT EXIT	1:42.631	1:42.446
63		PIT EXIT					PIT EXIT	PIT EXIT			PIT EXIT	1:42.438*
64							1:50.817	1:56.073			1:49.313	
65							1:44.122	1:47.273			1:43.222	
66							1:43.479				1:42.914	
67							1:43.426				1:42.232	
68							1:43.289*				PIT EXIT	
69							1:43.325				1:46.322	
70							1:43.378				1:41.276*	

Vuelta	45	47	50	52	53	55	60	65	66	77	87	95
1	PIT EXIT	1:52.443	PIT EXIT	1:51.200	1:56.555	1:54.247	PIT EXIT	1:51.557	1:54.214	1:58.042	PIT EXIT	PIT EXIT
2	1:52.056	1:43.143	2:00.385	1:46.681	1:47.179	1:42.758	PIT EXIT	1:40.741	1:45.125	1:42.701	1:51.325	1:57.504
3	1:44.759	1:42.414	1:51.260	1:45.125	1:45.331	1:44.254	1:54.533	PIT EXIT	1:43.843	1:42.119	1:43.607	1:45.013
4	1:43.015	1:41.389	1:50.670	1:45.457	1:45.212	1:42.224	1:41.455	1:46.493	1:43.388	1:42.205	1:42.035	1:43.844
5	1:42.032	1:41.241*	1:45.778	1:44.987	1:43.277	1:44.259	1:41.501	1:40.596	1:47.389	1:42.026	1:46.197	PIT EXIT
6	1:45.182		1:45.905	PIT EXIT	1:43.906	1:42.603	PIT EXIT	1:40.462*	PIT EXIT	1:42.141	1:41.624	1:55.363
7	1:41.794		1:46.800	1:52.639	PIT EXIT	PIT EXIT	1:45.429	1:40.516	1:57.280	1:42.501	1:41.747	1:43.507
8	PIT EXIT		PIT EXIT	1:45.328	1:49.235	2:03.473	1:41.232	PIT EXIT	1:45.875	1:42.822	1:46.098	1:44.092
9	1:47.448		1:50.276	PIT EXIT	1:43.670	1:42.037	PIT EXIT	1:52.185	1:43.478	1:41.722	1:41.475	1:43.139
10	1:43.241		1:46.456	1:49.829	1:42.950	1:42.087	1:50.150	1:40.579	PIT EXIT	PIT EXIT	PIT EXIT	1:42.556
11	1:41.817		1:45.633	1:45.128	1:42.872	PIT EXIT	1:41.461	1:40.890	1:51.471	1:53.097	1:52.773	1:42.418
12	1:41.632		1:54.786	1:44.986	1:51.367	1:58.297	PIT EXIT	1:40.749	1:43.548	1:43.813	1:42.296	PIT EXIT
13	1:41.950		1:47.196	1:44.738	1:43.414	PIT EXIT	1:46.370	PIT EXIT	1:43.004	1:42.974	1:41.742	1:55.289
14	1:45.340		1:44.190	1:44.728	1:43.115	1:46.799	1:40.870	PIT EXIT	1:42.913	1:42.166	1:41.661	1:46.149
15	1:41.749		PIT EXIT	1:44.454	1:45.414	1:41.703	1:43.649	PIT EXIT	2:11.783	1:43.215	1:41.109	PIT EXIT
16	PIT EXIT		1:55.619	PIT EXIT	1:45.493	1:41.543	1:49.061	1:46.363	PIT EXIT	1:42.335	PIT EXIT	1:57.288
17	1:50.299		1:46.644	1:50.945	1:42.587	1:47.106	1:44.342		1:56.336	1:41.886	1:53.893	1:43.133
18	1:41.486		1:45.288	1:45.016	PIT EXIT	1:42.174	PIT EXIT		1:42.748	PIT EXIT	1:42.242	1:43.415
19	1:41.123		1:53.152	1:44.715	1:51.000	PIT EXIT	1:47.711		1:43.986	1:50.511	1:42.000	PIT EXIT
20	1:41.141		PIT EXIT	1:44.320	1:45.996	1:47.699	1:40.692		1:42.182*	1:43.386	1:47.402	1:53.118
21	1:41.072		2:03.619	PIT EXIT	1:50.739	1:41.689	1:47.747		1:42.688	1:43.369	1:43.686	1:42.481



Jerez - 4423 m



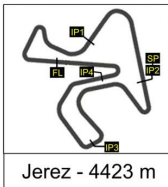
9

CIRCUITO DE JEREZ - WSBK TEST

Wednesday, January 22nd 2025

LAP BY LAP

Vuelta	45	47	50	52	53	55	60	65	66	77	87	95
22	PIT EXIT		PIT EXIT	1:48.557	1:43.435	1:51.251	PIT EXIT		PIT EXIT	1:42.602	PIT EXIT	1:42.136
23	1:47.950		1:50.654	1:45.086	1:43.293	1:41.742	1:45.412		2:01.713	PIT EXIT	1:55.484	1:41.923
24	1:41.969		1:44.860	1:44.544	1:47.030	1:41.891	1:43.795		1:43.650	1:52.733	1:43.023	1:46.427
25	1:41.131		PIT EXIT	1:44.463	1:47.121	1:42.643	PIT EXIT		1:42.513	1:41.941	PIT EXIT	1:42.735
26	1:42.150		1:52.067	1:44.391	1:43.351	PIT EXIT	1:45.242		1:42.855	1:41.581	1:48.443	PIT EXIT
27	1:41.548		1:44.626	PIT EXIT	PIT EXIT	1:45.900	1:41.541		1:42.630	1:41.488*	1:40.946	1:50.378
28	PIT EXIT		1:48.602	1:48.172	1:48.452	1:41.861	1:41.477		PIT EXIT	1:41.579	1:45.905	1:42.984
29	1:47.724		1:44.032	1:43.816	1:42.889	1:42.403	PIT EXIT		2:00.850	1:42.063	1:41.085	1:45.407
30	1:41.985		1:43.976	1:44.390	1:42.398	1:41.559	1:46.886		1:43.176	1:42.325	1:45.139	1:42.575
31	1:42.797		1:44.137	1:43.811*	1:42.253	PIT EXIT	1:41.613		1:42.852	PIT EXIT	1:40.775	1:42.601
32	1:41.335		1:46.750	1:43.986	1:41.715	1:45.285	PIT EXIT		1:45.639	2:16.805	PIT EXIT	2:04.421
33	PIT EXIT		1:45.085	1:43.979	2:09.345	1:41.720	1:46.021		PIT EXIT		1:52.316	PIT EXIT
34	1:46.834		1:55.067	1:43.867	1:42.445	1:41.371	1:40.927		2:00.987		1:42.247	2:00.069
35	1:40.792		1:45.599	PIT EXIT	1:48.222	1:41.324	PIT EXIT		1:49.785		1:41.991	1:42.227
36	1:41.488		1:45.822	1:58.996	1:42.482	1:41.384	1:52.523		1:42.567		1:41.538	1:42.820
37	1:41.122		PIT EXIT	1:52.778	1:42.129	1:41.309	1:41.117		1:42.449		1:41.621	1:42.104
38	1:40.997		1:52.766	1:50.135	1:42.199	1:41.405	1:42.760		1:43.606		PIT EXIT	1:41.715*
39	1:47.398		1:46.146	1:48.946	1:42.010	1:44.427	1:43.592		1:42.491		1:51.806	1:49.533
40	1:42.113		1:47.554	1:48.324	1:42.084	1:41.687	PIT EXIT		PIT EXIT		1:44.209	1:42.068
41	PIT EXIT		1:46.157	1:48.101	PIT EXIT	1:41.267	1:47.365		2:14.368		1:40.522	PIT EXIT
42	1:48.210		1:44.278	1:47.872	1:50.640	1:43.244	1:41.801		2:06.661		1:47.337	1:54.665
43	1:41.026		1:52.541	1:47.865	1:44.229	1:41.813	1:41.421		PIT EXIT		1:40.293*	1:43.068
44	1:40.817		1:46.791	PIT EXIT	1:43.253	1:42.095	PIT EXIT		1:50.514		PIT EXIT	1:53.812
45	1:40.614		1:45.947	1:56.235	1:43.286	PIT EXIT	1:45.596		1:42.500		1:48.812	PIT EXIT
46	1:41.810		1:44.284	1:49.385	1:46.281	2:11.629	1:49.922		1:44.084		1:41.300	1:57.000
47	PIT EXIT		1:46.836	1:48.784	1:43.176	1:42.392	1:40.452*		1:57.566		1:45.203	1:42.867
48	1:47.212		1:44.271	1:48.420	1:43.156	1:42.156	1:47.022		1:42.548		1:41.110	1:47.732
49	1:41.270		PIT EXIT	PIT EXIT	1:42.383	1:41.745	1:42.271				1:41.092	1:43.681
50	PIT EXIT		1:59.261	1:48.613	1:47.081	1:42.242	PIT EXIT				PIT EXIT	1:42.081
51	1:47.057		1:43.349	1:44.526	PIT EXIT	PIT EXIT	1:44.932				1:51.233	PIT EXIT
52	1:41.491		1:43.455	1:44.621	1:47.769	1:47.500	1:41.010				1:41.593	2:02.625
53	1:47.239		1:42.819	PIT EXIT	1:42.027	1:41.574	1:44.548				1:41.390	1:42.381
54	PIT EXIT		PIT EXIT	1:51.059	1:41.956	1:41.402	PIT EXIT				1:41.463	1:42.526
55	1:46.241		1:49.383	1:44.798	1:42.002	1:40.989*	1:50.104				1:41.025	1:42.482
56	1:40.173		1:43.505	1:44.823	1:41.811	1:41.849	1:41.206				1:41.245	1:42.389
57	1:40.639		1:43.492	1:44.434	1:42.060	PIT EXIT	PIT EXIT				PIT EXIT	PIT EXIT
58	1:42.649		1:42.787*	1:44.894	1:41.963	1:46.194	1:46.365				2:06.547	
59	1:40.783		1:49.297	1:44.391	1:41.958	1:41.917	PIT EXIT				1:42.128	2:01.060
60	1:46.125		1:42.833	PIT EXIT	1:42.426	1:42.508	1:46.856				1:48.692	1:45.190
61	1:40.321			1:54.511	1:41.912	1:42.593					1:40.483	1:43.458
62	1:40.178			1:45.407	1:41.745	1:42.094					1:40.734	
63	PIT EXIT			1:44.449	1:41.878	1:41.708					PIT EXIT	
64	1:46.748			1:44.545	1:50.875						1:49.829	
65	1:39.861			1:44.344	1:41.878						1:42.098	
66	1:40.138			1:44.397	PIT EXIT						1:41.197	
67	PIT EXIT			1:48.574	1:51.245						1:41.202	
68	1:46.321			1:44.169	1:45.321						1:41.048	
69	1:40.897				1:43.936						PIT EXIT	
70	1:40.980				1:43.263						1:51.270	



Jerez - 4423 m



9

CIRCUITO DE JEREZ - WSBK TEST

Wednesday, January 22nd 2025

LAP BY LAP

Vuelta	45	47	50	52	53	55	60	65	66	77	87	95
71	PIT EXIT				1:43.409						1:43.161	
72	1:44.615				1:42.860							
73	1:39.280*				1:42.858							
74					1:42.669							
75					1:42.725							
76					1:42.328							
77					1:42.153							
78					PIT EXIT							
79					1:49.131							
80					1:42.185							
81					1:41.955							
82					1:41.825							
83					1:41.997							
84					1:41.954							
85					1:41.591*							
86					1:41.773							
87					1:43.042							
88					1:41.693							
89					PIT EXIT							
90					1:46.808							
91					1:46.497							
92					1:42.863							
93					1:42.846							
94					PIT EXIT							
95					1:47.586							
96					1:43.592							
97					1:43.047							
98					1:42.976							
99					1:42.987							

Vuelta	97	99	101	103	105	106	109	111	112	117	119	122
1	1:53.072	2:08.913	2:02.894	2:10.445	PIT EXIT	PIT EXIT	PIT EXIT	1:51.394	1:48.748	2:02.135	1:51.466	1:54.833
2	1:42.285	1:48.044	1:49.401	1:50.682	1:51.907	2:19.470	1:47.624	1:42.144	1:42.911	1:45.295	1:43.447	1:44.797
3	1:41.746	1:44.962	1:47.764	1:47.797	1:46.286	1:58.372	1:42.358	1:40.850	1:42.279	1:42.743	1:41.943	1:43.070
4	1:41.549	1:44.031	1:46.261	PIT EXIT	1:44.291	PIT EXIT	1:41.350	1:41.968	1:42.070	1:43.156	1:41.363	1:44.575
5	1:43.191	1:43.437	1:46.214	1:52.308	1:43.570	2:31.811	1:41.410	1:40.458	1:42.159	1:42.358	1:41.445	1:42.023
6	1:40.997	1:45.240	1:45.523	1:46.984	1:43.265	1:52.078	1:41.189	1:40.575	1:42.085	1:46.924	1:41.507	1:41.408
7	PIT EXIT	1:43.218	1:45.408	1:56.135	1:46.757	1:50.176	PIT EXIT	PIT EXIT	1:49.800	1:42.429	1:41.241	PIT EXIT
8	1:49.916	PIT EXIT	1:47.171	1:48.581	1:43.230	PIT EXIT	1:47.943	1:46.673	PIT EXIT	1:42.338	PIT EXIT	1:52.115
9	1:41.714	1:57.779	PIT EXIT	1:46.040	1:43.167	2:07.991	1:41.285	1:40.704	2:05.905	PIT EXIT	1:46.758	1:41.988
10	1:41.095	1:44.066	1:57.722	1:45.564	1:43.820	1:51.152	1:41.449	1:40.344*	1:41.669*	1:52.736	1:41.694	1:44.775
11	1:41.139	1:43.503	1:51.346	PIT EXIT	PIT EXIT	1:50.283	1:41.560	1:40.581	1:41.914	1:41.955	1:40.855	1:41.457
12	1:40.934	1:43.195	1:46.222	1:53.560	1:48.790	2:00.913	1:40.975	1:40.687	1:47.732	PIT EXIT	1:41.115	1:40.903
13	PIT EXIT	1:51.008	1:45.858	PIT EXIT	1:43.544	1:49.304	PIT EXIT	1:40.663	1:41.961	1:55.574	1:40.864	PIT EXIT
14	1:52.157	1:42.493	PIT EXIT	2:05.567	1:43.365	2:00.262	1:47.742	PIT EXIT	1:42.251	1:41.930	1:40.544	PIT EXIT
15	1:42.261	1:52.415	PIT EXIT	1:46.205	1:43.305	1:49.843	1:40.788			1:41.992	1:41.942	1:47.113
16	1:40.889	1:42.577	1:58.257	1:45.731	1:42.947	1:49.152	1:41.997			1:42.318	PIT EXIT	1:40.899
17	1:41.956	PIT EXIT	PIT EXIT	1:49.257	1:42.720	1:57.472	1:40.500			1:41.778	1:53.841	1:41.348



Jerez - 4423 m



9

CIRCUITO DE JEREZ - WSBK TEST

Wednesday, January 22nd 2025

LAP BY LAP

Vuelta	97	99	101	103	105	106	109	111	112	117	119	122
18	PIT EXIT	1:49.890	2:05.010	1:45.307	1:42.690	PIT EXIT	PIT EXIT			PIT EXIT	1:42.337	1:41.065
19	1:51.749	1:43.426	1:48.784	1:45.295	1:45.617	2:22.335	1:49.658			1:49.233	1:41.043	1:40.787
20	1:40.848	1:43.021	PIT EXIT	PIT EXIT	1:42.821	1:58.800	1:41.468			1:42.002	1:41.262	1:41.200
21	1:40.312*	1:48.325	1:52.095	1:54.697	PIT EXIT	1:49.977	1:41.448			1:41.795	1:40.860	PIT EXIT
22	1:41.061	1:47.098	1:46.713	1:45.346	1:50.468	1:49.406	PIT EXIT			1:43.368	1:40.917	1:48.277
23	1:40.667	1:43.344	1:47.744	1:45.845	1:42.785	1:48.832	1:49.542			1:42.479	1:40.957	1:41.268
24	1:40.487	1:43.427	1:45.636	1:45.445	1:42.314	1:52.798	1:40.857			1:44.305	PIT EXIT	1:40.970
25	1:40.699	1:57.876	1:45.383	PIT EXIT	1:43.976	1:48.755	1:41.322			1:43.193	1:46.342	1:40.611
26	1:40.911	PIT EXIT	PIT EXIT	1:51.870	1:43.668	1:48.440*	1:41.365			1:41.998	1:41.435	1:40.717
27	1:40.682	PIT EXIT	1:54.012	1:44.523	1:42.259	PIT EXIT	1:41.048			PIT EXIT	1:40.850	1:40.920
28	1:40.780	1:48.035	1:46.203	1:44.618	1:42.610	2:03.409	1:41.017			1:49.111	1:41.263	PIT EXIT
29	1:40.803	1:42.086	1:45.733	1:44.344*	1:42.406	1:50.430	PIT EXIT			1:40.586*	1:40.677	1:48.474
30		1:41.296*	1:45.332	1:44.786	1:42.019	1:49.641	1:46.868			1:40.734	1:40.679	1:40.323
31		PIT EXIT	1:45.066	PIT EXIT	PIT EXIT	1:49.024	1:40.649			1:43.719	1:40.772	1:40.694
32		1:47.879	1:44.886	1:55.475	1:50.559	1:56.456	1:40.712			1:40.713	PIT EXIT	1:40.385
33		1:42.176	PIT EXIT	1:45.871	1:43.593		1:40.586			1:44.869	1:47.196	1:40.471
34		1:42.115	1:51.951	1:45.741	1:42.930		1:40.884			PIT EXIT	1:41.502	1:40.270*
35		1:46.545	1:45.546	1:45.444	PIT EXIT		1:48.573			PIT EXIT	1:40.818	
36		1:50.967	PIT EXIT	1:46.710	1:57.828		PIT EXIT			PIT EXIT	1:40.679	
37		1:42.006	1:51.864	1:45.363	1:42.905		1:47.172				1:40.744	
38		PIT EXIT	1:44.512	1:45.655	1:43.280		1:41.208				1:40.360	
39		1:47.723	1:44.435*	PIT EXIT	PIT EXIT		1:41.007				1:40.147	
40		1:42.286	1:44.686	1:59.771	1:52.471		1:41.141				PIT EXIT	
41		1:42.481	PIT EXIT	1:46.681	1:42.040		1:44.365				1:45.293	
42		1:42.069	2:01.239		1:42.405		1:40.813				1:40.644	
43		1:46.577	1:48.670		1:42.622		1:40.589				1:40.266	
44		PIT EXIT	1:45.208		1:42.215		1:45.136				1:40.278	
45		1:55.210	1:45.016		1:41.834		1:40.994				1:40.135*	
46		1:42.005	1:45.099		1:46.148		PIT EXIT				1:40.386	
47		1:41.388	1:44.811		1:41.841		1:48.481				1:41.092	
48		1:41.670			1:41.845		1:41.928				PIT EXIT	
49		1:42.596			1:42.113		1:41.214				1:46.194	
50		1:41.548			1:42.007		PIT EXIT				1:41.210	
51		1:42.229			PIT EXIT		1:51.274				1:40.837	
52		1:45.922			1:51.285		1:40.282				1:40.881	
53		1:41.650			1:42.874		PIT EXIT				1:40.833	1:42.492
54		PIT EXIT			1:42.215		1:47.848				1:40.810	1:42.294
55		1:49.960			1:42.040		1:40.331				1:41.023	1:42.101
56		PIT EXIT			1:41.974		1:51.941				PIT EXIT	1:42.009
57		1:46.351			1:42.569		1:39.548*				1:50.975	1:42.138
58		1:42.078			1:41.653		PIT EXIT				1:41.102	1:42.139
59		1:42.093			PIT EXIT		1:47.360				1:40.991	PIT EXIT
60		1:41.984			1:49.369		1:40.363				1:41.137	1:48.003
61		PIT EXIT			1:41.361		1:44.768				1:44.034	1:42.855
62		1:54.797			1:41.308*		1:40.815				1:41.219	1:42.490
63		1:42.832			1:41.417		1:40.906				1:40.878	1:42.338
64		1:42.303			1:41.659		1:42.213				PIT EXIT	1:45.553
65		PIT EXIT			1:42.261		PIT EXIT				1:47.494	1:42.644
66		1:47.629			PIT EXIT		1:49.392				1:41.680	1:45.945



CIRCUITO DE JEREZ - WSBK TEST

Wednesday, January 22nd 2025

LAP BY LAP

Vuelta	97	99	101	103	105	106	109	111	112	117	119	122
67		1:41.853			1:48.425		1:40.380					
68		1:42.138			1:41.647		1:40.757					
69		1:50.342			1:41.558		PIT EXIT					
70		1:41.968			1:42.474							
71		1:42.166			1:42.249							
72		PIT EXIT			1:41.642							
73					1:45.659							
74					1:41.605							
75					1:41.652							
76					PIT EXIT							
77					PIT EXIT							
78					PIT EXIT							
79					PIT EXIT							
80					PIT EXIT							

Vuelta	129	131	145	147	150	155	160		177	187	197	212
1	1:59.430	1:51.231	1:55.740	1:49.991	1:49.609	PIT EXIT	PIT EXIT	1:50.178	2:03.997	PIT EXIT	1:56.784	1:55.228
2	1:40.042*	1:42.662	1:42.811	1:41.519	1:45.509	1:58.174	1:51.152	1:41.494	1:48.512	2:01.023	1:40.952	1:44.862
3	PIT EXIT	1:41.236*	1:42.611*	1:40.993	1:46.555	1:42.562	1:42.991	1:40.752	1:47.000	PIT EXIT	1:40.416	1:43.899
4	1:58.881	1:41.354	PIT EXIT	1:44.784	1:44.729	1:42.861	1:41.738	1:40.717	1:44.737	1:48.591	1:41.252	1:43.350
5	2:09.587	1:42.532	PIT EXIT	1:41.441	1:46.773	1:41.845*	1:41.104	PIT EXIT	1:44.322	1:42.213	1:40.959	1:43.012
6	1:47.641	1:41.365		1:41.022	1:44.319	1:43.098	1:41.157	1:54.290	1:44.031	1:43.869	PIT EXIT	1:42.662
7	1:42.371	PIT EXIT		PIT EXIT	1:45.707	PIT EXIT	1:41.212	1:41.932	1:43.539	1:41.635	1:51.354	PIT EXIT
8	1:43.034	PIT EXIT		1:48.469	PIT EXIT		PIT EXIT	1:40.823	1:42.867	1:41.766	1:41.128	1:48.873
9	1:41.447			1:40.802	1:53.370		1:45.504	1:40.557	PIT EXIT	PIT EXIT	1:40.883	1:43.234
10				1:40.557	1:46.146		1:40.285*	PIT EXIT	1:53.184	1:48.714	1:40.943	1:42.668
11				1:47.409	1:44.405			1:47.335	1:45.027	1:42.633	1:43.485	1:42.319
12				1:41.126	1:44.450			1:41.987	1:52.066	1:41.605*	1:40.681	PIT EXIT
13				PIT EXIT	1:44.220			1:44.786	1:43.782	1:48.265	1:47.468	1:46.813
14				1:48.361	1:45.121			1:42.019	1:43.676	1:41.894	1:40.820	1:42.490
15				1:40.713	1:47.462			PIT EXIT	PIT EXIT		PIT EXIT	1:42.771
16				1:40.276	1:44.095			1:49.334	1:52.679		1:47.858	1:43.049
17				1:40.545	PIT EXIT			1:44.311	1:45.691		1:40.204	1:42.755
18				1:41.376	1:53.031			1:40.859	1:45.408		1:40.424	1:49.106
19				PIT EXIT	1:44.838			1:40.368*	1:44.381		1:41.096	1:44.266
20				1:48.985	1:44.353			1:40.975	1:44.198		1:41.367	PIT EXIT
21				1:40.763	1:46.881			PIT EXIT	1:44.202		1:41.059	2:01.101
22				1:40.651	1:45.404			1:47.419	PIT EXIT		1:41.008	1:42.525
23				1:41.562	PIT EXIT			1:41.036	1:53.887		1:41.376	1:41.682
24				1:41.827	1:53.303			1:41.070	1:44.673		1:40.930	1:41.719
25				PIT EXIT	1:45.816			PIT EXIT	1:43.755		1:41.023	1:49.642
26				1:50.742	1:44.255			1:48.834	1:43.270		1:40.930	1:41.940
27				1:41.464	1:44.350			1:40.455	PIT EXIT		PIT EXIT	PIT EXIT
28				1:40.686	1:45.969			1:42.781	1:50.045		1:58.939	PIT EXIT
29				1:40.220	1:44.606			PIT EXIT	1:42.779		1:39.916*	1:56.666
30				1:40.178	PIT EXIT			1:54.412	1:42.054*		1:42.225	1:41.962
31				PIT EXIT	1:53.026			1:40.445	1:42.221		1:40.628	1:42.249
32				1:49.235	PIT EXIT			1:40.476	1:42.307		1:40.748	1:42.464



CIRCUITO DE JEREZ - WSBK TEST

Wednesday, January 22nd 2025

LAP BY LAP

Vuelta	129	131	145	147	150	155	160		177	187	197	212
33				1:41.431	1:49.873			1:40.911	1:42.605		PIT EXIT	1:42.255
34				1:41.166	1:45.034			PIT EXIT	1:42.437		1:50.444	1:47.789
35				PIT EXIT	1:45.509				PIT EXIT		1:41.219	1:42.090
36				1:47.901	1:44.761				1:49.885		1:41.021	1:50.139
37				1:41.315	1:44.627						1:40.838	1:41.986
38				1:42.112	PIT EXIT						PIT EXIT	PIT EXIT
39				PIT EXIT	1:55.773						1:53.664	2:02.598
40				1:47.196	1:44.803						1:40.193	1:42.684
41				1:40.357	1:45.008						1:41.024	1:42.133
42				1:40.701	1:44.188						PIT EXIT	1:42.137
43				1:42.648	1:44.079*						1:48.149	1:42.239
44				1:40.990	1:44.387						1:40.865	1:41.901
45				PIT EXIT	1:44.320						1:40.381	1:41.892
46				1:48.366							1:40.817	1:42.175
47				1:39.463*							PIT EXIT	1:50.791
48											1:48.933	1:41.525*
49											1:41.420	1:47.678
50											1:40.844	1:41.577
51											PIT EXIT	PIT EXIT
52											PIT EXIT	1:57.530



Jerez - 4423 m



9

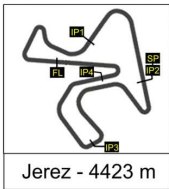
CIRCUITO DE JEREZ - WSBK TEST

Wednesday, January 22nd 2025

LAP BY LAP

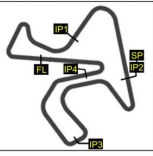
Vuelta	214	222	245	345								
1	1:58.564	2:03.057	1:57.624	2:01.081								
2	1:45.827	1:52.745	1:52.778	1:53.613								
3	1:43.884	1:51.430	1:49.477	PIT EXIT								
4	PIT EXIT	1:50.997	PIT EXIT	1:53.759								
5	1:51.916	1:50.682	1:52.249	1:47.046								
6	1:43.554	PIT EXIT	1:47.012	1:45.233								
7	1:41.972	2:09.761	1:45.054	1:44.503								
8	1:41.355	1:51.724	1:47.375	1:48.587								
9	PIT EXIT	PIT EXIT	1:50.369	1:48.375								
10	1:49.947	2:07.385	1:51.139	1:49.281								
11	1:41.611	1:51.546	1:49.307	1:49.742								
12	1:41.743	1:50.526	1:48.153	1:46.950								
13	1:41.493	PIT EXIT	1:46.904	1:48.376								
14	1:41.050	2:13.485	1:46.366	PIT EXIT								
15	PIT EXIT	1:51.054	PIT EXIT	1:53.780								
16	1:47.809	1:50.345	1:49.089	1:45.020								
17	1:40.856	1:49.421	1:41.997	1:43.418								
18	1:41.099	1:49.304	1:41.803	1:43.543								
19	1:40.912	1:49.347	1:41.908	1:43.376								
20	1:43.922	PIT EXIT	1:41.498*	1:49.214								
21	1:40.347	2:12.830	1:42.208	1:42.611								
22	PIT EXIT	1:52.525	1:42.477	PIT EXIT								
23	1:50.303	1:50.968	1:42.016	1:50.408								
24	1:41.451	1:50.035	1:42.340	1:43.033								
25	1:41.303	PIT EXIT	1:42.308	1:43.388								
26	1:42.322	2:08.435	1:42.906	1:42.713								
27	1:41.309	1:50.013		PIT EXIT								
28	1:40.940	PIT EXIT		1:48.373								
29	1:40.637	1:58.259		1:42.740								
30	PIT EXIT	1:50.803		1:42.578								
31	1:51.451	1:49.654		1:42.623								
32	1:41.818	1:49.237		1:42.218								
33	1:47.713	1:49.087		PIT EXIT								
34	1:41.095	1:49.253		1:47.563								
35	1:41.239	1:49.242		1:43.733								
36	PIT EXIT	PIT EXIT		1:42.564								
37	1:46.660	1:58.089		1:41.753								
38	PIT EXIT	1:54.488		1:42.390								
39	1:45.876	1:49.454		1:42.158								
40	1:40.207*	1:49.065		1:42.880								
41	1:42.522	PIT EXIT		1:42.397								
42	1:40.284	1:58.585		1:42.636								
43	1:41.546	1:50.346		1:42.008								
44	PIT EXIT	1:50.013		PIT EXIT								
45	1:49.965	PIT EXIT		1:48.162								
46	1:42.527	1:58.653		1:43.114								
47	1:41.051	1:50.052		1:42.681								
48	1:40.715	1:49.219		1:42.395								
49	1:40.858	1:49.001		1:42.187								





CIRCUITO DE JEREZ - WSBK TEST
Wednesday, January 22nd 2025
LAP BY LAP

Vuelta	214	222	245	345								
50	1:42.321	PIT EXIT		1:41.728*								
51	1:40.822	1:55.832		PIT EXIT								
52	PIT EXIT	1:49.401		1:48.716								
53	1:49.797	1:51.174		1:43.223								
54	1:40.580	1:48.879		1:43.035								
55	1:40.547	1:49.640		1:41.958								
56	1:40.218	1:49.022										
57		PIT EXIT										
58		1:56.484										
59		1:48.791										
60		1:48.582*										
61		1:49.151										
62		1:49.689										
63		1:49.044										
64		1:48.927										



Jerez - 4423 m



10

CIRCUITO DE JEREZ - WSBK TEST
Wednesday, January 22nd 2025
GLOBAL ANALYSIS

Table with columns for lap number (Número), sector, and time (Vuelta). It is organized into rows for each lap (1-14) and sub-rows for different rider categories (IP1, IP2, IP3, FL). The table contains timing data for 12 different riders across 14 laps.





Jerez - 4423 m



10

CIRCUITO DE JEREZ - WSBK TEST

Wednesday, January 22nd 2025

GLOBAL ANALYSIS

Número	6		11		12		17		19		22		23	
	Vta	Sector	Vuelta	Sector	Vuelta	Sector	Vuelta	Sector	Vuelta	Sector	Vuelta	Sector	Vuelta	
29	IP1			24.985	24.985			25.651	25.651				29.726	29.726
	IP2	41.612	41.612	14.717	39.702			14.973	40.624				16.223	45.949
	IP3	30.870	1:12.482	29.974	1:09.676			30.255	1:10.879				31.291	1:17.240
	FL	32.060	1:44.542	30.658	1:40.334			31.026	1:41.905				32.662	1:43.902
30	IP1			24.946	24.946			25.395	25.395				26.010	26.010
	IP2	41.587	41.587	14.765	39.711			14.982	40.377				15.867	41.877
	IP3	30.955	1:12.542	29.950	1:09.661			31.518	1:11.895				30.739	1:12.616
	FL	32.344	1:44.886	30.534	1:40.195			31.286	1:43.181				32.182	1:44.798
31	IP1	25.991	25.991	26.935	26.935			25.385	25.385				25.652	25.652
	IP2	15.777	41.768	15.988	42.923			14.954	40.339				15.801	41.453
	IP3	30.867	1:12.635	32.082	1:15.005			30.342	1:10.681				30.471	1:11.924
	FL	32.253	1:44.888	5:05.77	PIT EXIT			31.059	1:41.740				32.041	1:43.965
32	IP1			31.259	31.259			25.410	25.410				25.594	25.594
	IP2	41.713	41.713	14.919	46.178			14.986	40.396				15.762	41.356
	IP3	30.863	1:12.576	30.097	1:16.275			30.323	1:10.719				30.407	1:11.763
	FL	32.108	1:44.684	30.684	1:46.959			31.136	1:41.855				31.945	1:43.708
33	IP1			24.975	24.975			27.555	27.555				28.140	28.140
	IP2	41.705	41.705	14.739	39.714			17.206	44.761				15.952	44.092
	IP3	32.257	1:13.962	30.428	1:10.142			32.426	1:17.187				30.599	1:14.691
	FL	1:58:40	PIT EXIT	31.190	1:41.332			15:19.4	PIT EXIT				32.238	1:46.929
34	IP1	36.168	36.168	24.847	24.847			31.633	31.633				25.501	25.501
	IP2	16.181	52.349	14.703	39.550			15.385	47.018				15.644	41.145
	IP3	31.396	1:23.745	29.740	1:09.290			41.404	1:28.422				30.379	1:11.524
	FL	32.807	1:56.552	30.381	1:39.671			31.474	1:59.896				31.824	1:43.348
35	IP1	26.130	26.130	24.845	24.845			25.340	25.340				28.085	28.085
	IP2	15.909	42.039	14.704	39.549			14.894	40.234				16.053	44.138
	IP3	31.296	1:13.335	29.677	1:09.226			30.634	1:10.868				30.674	1:14.812
	FL	32.374	1:45.709	30.348	1:39.574			31.632	1:42.500				32.152	1:46.964
36	IP1	26.222	26.222	24.789	24.789			25.161	25.161				25.631	25.631
	IP2	18.264	44.486	14.612	39.401			14.788	39.949				15.686	41.317
	IP3	31.895	1:16.381	29.784	1:09.185			30.061	1:10.010				30.314	1:11.631
	FL	32.655	1:49.036	30.590	1:39.775			30.861	1:40.871				31.848	1:43.479
37	IP1	25.987	25.987	24.792	24.792			25.480	25.480				25.459	25.459
	IP2	18.080	44.067	14.741	39.533			14.827	40.307				15.717	41.176
	IP3	33.745	1:17.812	29.843	1:09.376			30.195	1:10.502				30.342	1:11.518
	FL	19:33.3	PIT EXIT	30.369	1:39.745			30.960	1:41.462				1:57:00	PIT EXIT
38	IP1	32.964	32.964	24.929	24.929			25.226	25.226				30.505	30.505
	IP2	16.104	49.068	14.698	39.627			14.876	40.102				16.283	46.788
	IP3	31.396	1:20.464	29.956	1:09.583			30.099	1:10.201				32.256	1:19.044
	FL	32.492	1:52.956	7:12.02	PIT EXIT			30.927	1:41.128				32.948	1:51.992
39	IP1	25.874	25.874	30.029	30.029			25.667	25.667				26.136	26.136
	IP2	15.966	41.840	15.011	45.040			16.625	42.292				15.972	42.108
	IP3	30.851	1:12.691	30.281	1:15.321			32.122	1:14.414				30.880	1:12.988
	FL	32.206	1:44.897	30.709	1:46.030			31.361	1:45.775				32.399	1:45.387
40	IP1	25.974	25.974	24.671	24.671			25.206	25.206				25.828	25.828
	IP2	16.177	42.151	14.560	39.231			14.896	40.102				15.831	41.659
	IP3	31.702	1:13.853	29.521	1:08.752			30.145	1:10.247				30.856	1:12.515
	FL	33.464	1:47.317	30.220	1:38.972			30.805	1:41.052				32.376	1:44.891
41	IP1	25.842	25.842	24.511	24.511			27.897	27.897				25.725	25.725
	IP2	15.685	41.527	14.523	39.034			15.800	43.697				15.798	41.523
	IP3	30.804	1:12.331	29.501	1:08.535			31.869	1:15.566				30.565	1:12.088
	FL	32.085	1:44.416	30.196	1:38.731			21:29.6	PIT EXIT				32.302	1:44.390
42	IP1	25.847	25.847	28.044	28.044			32.751	32.751				25.676	25.676
	IP2	15.722	41.569	15.911	43.955			15.463	48.214				15.817	41.493
	IP3	30.792	1:12.361	33.608	1:17.563			31.019	1:19.233				30.642	1:12.135
	FL	32.111	1:44.472	32:51.2	PIT EXIT			31.458	1:50.691				32.211	1:44.346

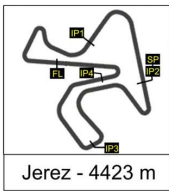


CIRCUITO DE JEREZ - WSBK TEST

Wednesday, January 22nd 2025

GLOBAL ANALYSIS

Número	6		11		12		17		19		22		23		
Vta	Sector	Vuelta	Sector	Vuelta	Sector	Vuelta	Sector	Vuelta	Sector	Vuelta	Sector	Vuelta	Sector	Vuelta	
43	IP1	25.858	25.858	31.291	31.291			25.373	25.373					25.631	25.631
	IP2	15.849	41.707	15.428	46.719			14.896	40.269					15.815	41.446
	IP3	30.895	1:12.602	31.084	1:17.803			30.248	1:10.517					30.562	1:12.008
	FL	32.191	1:44.793	31.335	1:49.138			30.896	1:41.413					32.110	1:44.118
44	IP1	25.769	25.769	25.210	25.210			25.386	25.386					25.700	25.700
	IP2	15.839	41.608	14.819	40.029			14.897	40.283					15.773	41.473
	IP3	30.813	1:12.421	30.188	1:10.217			30.124	1:10.407					30.770	1:12.243
	FL	32.148	1:44.569	30.822	1:41.039			31.076	1:41.483					32.180	1:44.423
45	IP1	28.396	28.396	25.154	25.154			27.029	27.029					25.908	25.908
	IP2	16.460	44.856	14.757	39.911			15.398	42.427					15.905	41.813
	IP3	32.645	1:17.501	29.923	1:09.834			31.251	1:13.678					32.674	1:14.487
	FL		-----	30.765	1:40.599			10:11.1	PIT EXIT					28:32.8	PIT EXIT
46	IP1			25.180	25.180			34.067	34.067					30.148	30.148
	IP2			14.788	39.968			15.659	49.726					16.085	46.233
	IP3			29.969	1:09.937			31.171	1:20.897					32.287	1:18.520
	FL			30.799	1:40.736			31.411	1:52.308					2:00.73	PIT EXIT
47	IP1			24.972	24.972			25.254	25.254					28.881	28.881
	IP2			14.794	39.766			14.943	40.197					16.148	45.029
	IP3			29.858	1:09.624			30.139	1:10.336					31.143	1:16.172
	FL			30.528	1:40.152			31.044	1:41.380					32.568	1:48.740
48	IP1			25.048	25.048			<u>25.091</u>	<u>25.091</u>					25.717	25.717
	IP2			14.747	39.795			14.880	39.971					15.753	41.470
	IP3			29.944	1:09.739			30.402	1:10.373					30.564	1:12.034
	FL			30.562	1:40.301			31.489	1:41.862					32.337	1:44.371
49	IP1			29.104	29.104			25.357	25.357					25.664	25.664
	IP2			16.186	45.290			14.838	40.195					15.714	41.378
	IP3			32.735	1:18.025			30.317	1:10.512					30.564	1:11.942
	FL			14:05.0	PIT EXIT			31.111	1:41.623					32.188	1:44.130
50	IP1			30.755	30.755			42.201	42.201					25.609	25.609
	IP2			15.010	45.765			29.416	1:11.617					15.688	41.297
	IP3			30.453	1:16.218			45.724	1:57.341					30.619	1:11.916
	FL			30.832	1:47.050				-----					32.082	1:43.998
51	IP1			24.921	24.921									25.644	25.644
	IP2			14.696	39.617									15.779	41.423
	IP3			29.886	1:09.503									30.575	1:11.998
	FL			30.509	1:40.012									32.090	1:44.088
52	IP1			24.934	24.934									25.670	25.670
	IP2			14.695	39.629									15.727	41.397
	IP3			29.747	1:09.376									30.571	1:11.968
	FL			30.587	1:39.963									32.045	1:44.013
53	IP1			24.952	24.952									25.740	25.740
	IP2			14.725	39.677									15.711	41.451
	IP3			29.758	1:09.435									30.505	1:11.956
	FL			30.525	1:39.960									32.069	1:44.025
54	IP1			24.892	24.892									25.649	25.649
	IP2			14.688	39.580									15.834	41.483
	IP3			29.785	1:09.365									30.613	1:12.096
	FL			30.533	1:39.898									32.128	1:44.224
55	IP1			31.647	31.647									25.717	25.717
	IP2			16.467	48.114									15.706	41.423
	IP3			33.724	1:21.838									30.508	1:11.931
	FL			20:12.5	PIT EXIT									31.962	1:43.893
56	IP1			33.297	33.297									25.597	25.597
	IP2			15.407	48.704									15.706	41.303
	IP3			31.025	1:19.729									36.462	1:17.765
	FL			31.025	1:50.754									36.765	1:54.530

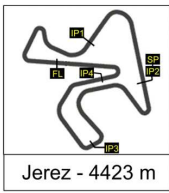


CIRCUITO DE JEREZ - WSBK TEST

Wednesday, January 22nd 2025

GLOBAL ANALYSIS

Número	6		11		12		17		19		22		23	
	Vta	Sector	Vuelta	Sector	Vuelta	Sector	Vuelta	Sector	Vuelta	Sector	Vuelta	Sector	Vuelta	
57	IP1			25.063	25.063								25.769	25.769
	IP2			14.797	39.860								15.721	41.490
	IP3			30.019	1:09.879								30.492	1:11.982
	FL			30.738	1:40.617								32.175	1:44.157
58	IP1			24.908	24.908								25.636	25.636
	IP2			14.738	39.646								15.737	41.373
	IP3			29.906	1:09.552								30.513	1:11.886
	FL			30.546	1:40.098								32.071	1:43.957
59	IP1			29.431	29.431								25.657	25.657
	IP2			15.165	44.596								15.697	41.354
	IP3			32.853	1:17.449								30.606	1:11.960
	FL			25:46.4	PIT EXIT								32.002	1:43.962
60	IP1			30.604	30.604								25.565	25.565
	IP2			15.241	45.845								15.669	41.234
	IP3			30.565	1:16.410								30.409	1:11.643
	FL			31.131	1:47.541								32.107	1:43.750
61	IP1			25.193	25.193								25.574	25.574
	IP2			14.762	39.955								15.679	41.253
	IP3			30.295	1:10.250								30.809	1:12.062
	FL			30.910	1:41.160								32.048	1:44.110
62	IP1			25.071	25.071								25.664	25.664
	IP2			14.819	39.890								15.699	41.363
	IP3			29.962	1:09.852								30.396	1:11.759
	FL			30.659	1:40.511								32.049	1:43.808
63	IP1			29.170	29.170								27.544	27.544
	IP2			17.706	46.876								16.354	43.898
	IP3			33.722	1:20.598								33.716	1:17.614
	FL			1:21.77	PIT EXIT								50:17.5	PIT EXIT
64	IP1			33.019	33.019								29.053	29.053
	IP2			16.489	49.508								16.103	45.156
	IP3			32.721	1:22.229								31.837	1:16.993
	FL				-----								33.824	1:50.817
65	IP1												25.786	25.786
	IP2												15.668	41.454
	IP3												30.480	1:11.934
	FL												32.188	1:44.122
66	IP1												25.545	25.545
	IP2												15.616	41.161
	IP3												30.364	1:11.525
	FL												31.954	1:43.479
67	IP1												25.548	25.548
	IP2												15.543	41.091
	IP3												30.415	1:11.506
	FL												31.920	1:43.426
68	IP1												25.398	25.398
	IP2												15.645	41.043
	IP3												30.313	1:11.356
	FL												31.933	1:43.289
69	IP1												25.472	25.472
	IP2												15.677	41.149
	IP3												30.363	1:11.512
	FL												31.813	1:43.325
70	IP1												25.525	25.525
	IP2												15.581	41.106
	IP3												30.323	1:11.429
	FL												31.949	1:43.378

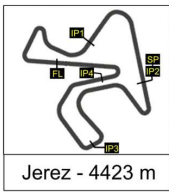


CIRCUITO DE JEREZ - WSBK TEST

Wednesday, January 22nd 2025

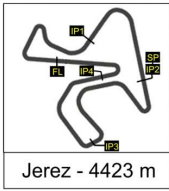
GLOBAL ANALYSIS

Número	6		11		12		17		19		22		23	
	Vta	Sector	Vuelta	Sector	Vuelta	Sector	Vuelta	Sector	Vuelta	Sector	Vuelta	Sector	Vuelta	
71	IP1												27.934	27.934
	IP2												40.822	1:08.756
	IP3												33.410	1:42.166
	FL													-----
72	IP1													
	IP2													
	IP3													
	FL													
73	IP1													
	IP2													
	IP3													
	FL													
74	IP1													
	IP2													
	IP3													
	FL													
75	IP1													
	IP2													
	IP3													
	FL													
76	IP1													
	IP2													
	IP3													
	FL													
77	IP1													
	IP2													
	IP3													
	FL													
78	IP1													
	IP2													
	IP3													
	FL													
79	IP1													
	IP2													
	IP3													
	FL													
80	IP1													
	IP2													
	IP3													
	FL													
81	IP1													
	IP2													
	IP3													
	FL													
82	IP1													
	IP2													
	IP3													
	FL													
83	IP1													
	IP2													
	IP3													
	FL													
84	IP1													
	IP2													
	IP3													
	FL													



CIRCUITO DE JEREZ - WSBK TEST
Wednesday, January 22nd 2025
GLOBAL ANALYSIS

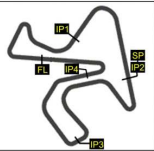
Número	6		11		12		17		19		22		23	
	Vta	Sector	Vuelta	Sector	Vuelta	Sector	Vuelta	Sector	Vuelta	Sector	Vuelta	Sector	Vuelta	
85	IP1													
	IP2													
	IP3													
	FL													
86	IP1													
	IP2													
	IP3													
	FL													
87	IP1													
	IP2													
	IP3													
	FL													
88	IP1													
	IP2													
	IP3													
	FL													
89	IP1													
	IP2													
	IP3													
	FL													
90	IP1													
	IP2													
	IP3													
	FL													
91	IP1													
	IP2													
	IP3													
	FL													
92	IP1													
	IP2													
	IP3													
	FL													
93	IP1													
	IP2													
	IP3													
	FL													
94	IP1													
	IP2													
	IP3													
	FL													
95	IP1													
	IP2													
	IP3													
	FL													
96	IP1													
	IP2													
	IP3													
	FL													
97	IP1													
	IP2													
	IP3													
	FL													
98	IP1													
	IP2													
	IP3													
	FL													



10

CIRCUITO DE JEREZ - WSBK TEST
Wednesday, January 22nd 2025
GLOBAL ANALYSIS

Número	6		11		12		17		19		22		23	
Vta	Sector	Vuelta	Sector	Vuelta	Sector	Vuelta	Sector	Vuelta	Sector	Vuelta	Sector	Vuelta	Sector	Vuelta
99	IP1 IP2 IP3 FL													



Jerez - 4423 m



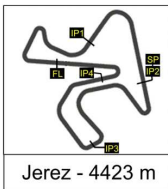
CIRCUITO DE JEREZ - WSBK TEST

Wednesday, January 22nd 2025

GLOBAL ANALYSIS

Número	27		29		31		37		40		45		47		
	Vta	Sector	Vuelta	Sector	Vuelta	Sector	Vuelta	Sector	Vuelta	Sector	Vuelta	Sector	Vuelta		
1	IP1	34.001	34.001	33.596	33.596	32.394	32.394	32.103	32.103	33.590	33.590	30.865	30.865	31.929	31.929
	IP2	16.899	50.900	16.926	50.522	16.425	48.819	16.369	48.472	16.698	50.288	16.695	47.560	15.762	47.691
	IP3	33.309	1:24.209	36.038	1:26.560	33.742	1:22.561	34.606	1:23.078	32.293	1:22.581	34.376	1:21.936	32.227	1:19.918
	FL	34.381	1:58.590	38.133	2:04.693	33.470	1:56.031	28:15.1	PIT EXIT	32.396	1:54.977	7:18.03	PIT EXIT	32.525	1:52.443
2	IP1	27.950	27.950	26.130	26.130	25.951	25.951	33.843	33.843	25.956	25.956	30.636	30.636	26.045	26.045
	IP2	16.263	44.213	15.060	41.190	15.255	41.206	17.307	51.150	15.406	41.362	15.921	46.557	15.275	41.320
	IP3	32.768	1:16.981	31.365	1:12.555	30.945	1:12.151	33.329	1:24.479	31.005	1:12.367	32.521	1:19.078	30.555	1:11.875
	FL	38.061	1:55.042	31.358	1:43.913	31.765	1:43.916	32.789	1:57.268	31.695	1:44.062	32.978	1:52.056	31.268	1:43.143
3	IP1	27.010	27.010	25.468	25.468	25.487	25.487	26.207	26.207	25.849	25.849	26.815	26.815	25.531	25.531
	IP2	16.132	43.142	14.832	40.300	14.964	40.451	15.348	41.555	15.301	41.150	15.257	42.072	15.092	40.623
	IP3	31.577	1:14.719	30.653	1:10.953	30.314	1:10.765	31.315	1:12.870	30.792	1:11.942	30.970	1:13.042	30.702	1:11.325
	FL	32.981	1:47.700	31.105	1:42.058	31.086	1:41.851	31.926	1:44.796	31.549	1:43.491	31.717	1:44.759	31.089	1:42.414
4	IP1	26.273	26.273	28.354	28.354	25.023	25.023	26.150	26.150	25.832	25.832	25.765	25.765	25.348	25.348
	IP2	15.911	42.184	15.746	44.100	15.014	40.037	15.577	41.727	15.517	41.349	15.158	40.923	14.773	40.121
	IP3	31.528	1:13.712	31.377	1:15.477	30.906	1:10.943	34.730	1:16.457	30.905	1:12.254	30.640	1:11.563	30.339	1:10.460
	FL	32.750	1:46.462	30.873	1:46.350	32.735	1:43.678	32.179	1:48.636	31.810	1:44.064	31.452	1:43.015	30.929	1:41.389
5	IP1	26.263	26.263	25.115	25.115	25.182	25.182	26.331	26.331	26.224	26.224	25.475	25.475	25.174	25.174
	IP2	15.941	42.204	14.641	39.756	15.176	40.358	15.247	41.578	15.392	41.616	15.004	40.479	14.831	40.005
	IP3	31.278	1:13.482	30.208	1:09.964	30.370	1:10.728	31.032	1:12.610	31.250	1:12.866	30.403	1:10.886	30.405	1:10.410
	FL	32.671	1:46.153	30.821	1:40.785	30.955	1:41.683	31.843	1:44.453	31.531	1:44.397	31.150	1:42.032	30.831	1:41.241
6	IP1	26.156	26.156	26.667	26.667	26.018	26.018	25.934	25.934	25.640	25.640	27.487	27.487	29.673	29.673
	IP2	15.893	42.049	15.926	42.593	15.375	41.393	15.311	41.245	15.351	40.991	15.123	42.610	15.694	45.367
	IP3	31.137	1:13.186	33.608	1:16.201	31.708	1:13.101	31.079	1:12.324	30.590	1:11.581	30.937	1:13.547	32.492	1:17.859
	FL	32.728	1:45.914	31.853	1:48.054	14:34.4	PIT EXIT	31.853	1:44.177	31.678	1:43.259	31.635	1:45.182		-----
7	IP1	26.160	26.160	29.271	29.271	29.341	29.341	30.611	30.611	25.796	25.796	25.410	25.410		
	IP2	15.865	42.025	16.860	46.131	15.479	44.820	16.093	46.704	15.441	41.237	14.920	40.330		
	IP3	31.161	1:13.186	32.145	1:18.276	30.931	1:15.751	38.043	1:24.747	31.854	1:13.091	30.242	1:10.572		
	FL	32.660	1:45.846	31.082	1:49.358	31.364	1:47.115	32.011	1:56.758	20:38.4	PIT EXIT	31.222	1:41.794		
8	IP1	26.064	26.064	25.138	25.138	25.249	25.249	26.053	26.053	28.880	28.880	26.423	26.423		
	IP2	15.910	41.974	14.659	39.797	14.938	40.187	15.207	41.260	15.583	44.463	15.085	41.508		
	IP3	32.454	1:14.428	30.419	1:10.216	30.404	1:10.591	31.021	1:12.281	31.156	1:15.619	30.538	1:12.046		
	FL	21:49.8	PIT EXIT	30.556	1:40.772	31.155	1:41.746	31.605	1:43.886	31.912	1:47.531	24:47.0	PIT EXIT		
9	IP1	37.109	37.109	26.730	26.730	25.247	25.247	30.270	30.270	25.974	25.974	29.419	29.419		
	IP2	16.529	53.638	15.513	42.243	14.965	40.212	15.586	45.856	15.362	41.336	15.285	44.704		
	IP3	35.512	1:29.150	32.215	1:14.458	33.924	1:14.136	31.279	1:17.135	31.014	1:12.350	31.196	1:15.900		
	FL	32.725	2:01.875	23:08.7	PIT EXIT	31.998	1:46.134	31.971	1:49.106	31.564	1:43.914	31.548	1:47.448		
10	IP1	26.204	26.204	32.084	32.084	25.403	25.403	25.831	25.831	25.641	25.641	26.214	26.214		
	IP2	15.885	42.089	15.984	48.068	14.938	40.341	15.153	40.984	15.299	40.940	15.085	41.299		
	IP3	30.931	1:13.020	34.506	1:22.574	30.322	1:10.663	30.961	1:11.945	30.646	1:11.586	30.537	1:11.836		
	FL	32.344	1:45.364	38.129	2:00.703	30:10.0	PIT EXIT	31.518	1:43.463	31.663	1:43.249	31.405	1:43.241		
11	IP1	25.871	25.871	25.497	25.497	30.542	30.542	31.110	31.110	26.745	26.745	25.358	25.358		
	IP2	15.735	41.606	14.822	40.319	15.397	45.939	15.681	46.791	15.495	42.240	14.939	40.297		
	IP3	30.759	1:12.365	31.490	1:11.809	31.408	1:17.347	33.052	1:19.843	31.163	1:13.403	30.428	1:10.725		
	FL	32.419	1:44.784	32.594	1:44.403	31.661	1:49.008	45:23.9	PIT EXIT	7:06.90	PIT EXIT	31.092	1:41.817		
12	IP1	25.944	25.944	25.382	25.382	25.027	25.027	31.156	31.156	30.422	30.422	25.332	25.332		
	IP2	15.753	41.697	14.733	40.115	14.876	39.903	15.666	46.822	15.426	45.848	14.984	40.316		
	IP3	31.030	1:12.727	30.452	1:10.567	30.006	1:09.909	32.483	1:19.305	30.818	1:16.666	30.306	1:10.622		
	FL	32.290	1:45.017	31.029	1:41.596	31.002	1:40.911	32.579	1:51.884	31.440	1:48.106	31.010	1:41.632		
13	IP1	25.924	25.924	28.054	28.054	25.126	25.126	25.939	25.939	25.609	25.609	25.364	25.364		
	IP2	15.828	41.752	15.222	43.276	14.812	39.938	15.289	41.228	15.171	40.780	15.033	40.397		
	IP3	31.253	1:13.005	30.969	1:14.245	30.186	1:10.124	30.919	1:12.147	30.421	1:11.201	30.371	1:10.768		
	FL	12:35.0	PIT EXIT	31.896	1:46.141	30.904	1:41.028	31.750	1:43.897	31.329	1:42.530	31.182	1:41.950		
14	IP1	39.255	39.255	28.149	28.149	25.128	25.128	25.898	25.898	25.768	25.768	28.149	28.149		
	IP2	16.328	55.583	15.668	43.817	15.030	40.158	15.218	41.116	15.177	40.945	15.188	43.337		
	IP3	31.775	1:27.358	31.811	1:15.628	30.091	1:10.249	30.802	1:11.918	30.746	1:11.691	30.478	1:13.815		
	FL	33.097	2:00.455	31.515	1:47.143	30.893	1:41.142	31.660	1:43.578	31.350	1:43.041	31.525	1:45.340		





CIRCUITO DE JEREZ - WSBK TEST

Wednesday, January 22nd 2025

GLOBAL ANALYSIS

Número	27		29		31		37		40		45		47	
	Vta	Sector	Vuelta	Sector	Vuelta	Sector	Vuelta	Sector	Vuelta	Sector	Vuelta	Sector	Vuelta	
15	IP1	26.110	26.110	25.369	25.369	25.029	25.029	25.868	25.868	25.691	25.691	25.418	25.418	
	IP2	15.883	41.993	14.835	40.204	14.792	39.821	15.128	40.996	15.911	41.602	14.977	40.395	
	IP3	31.168	1:13.161	30.427	1:10.631	29.928	1:09.749	30.827	1:11.823	30.472	1:12.074	30.167	1:10.562	
	FL	32.741	1:45.902	30.846	1:41.477	31.044	1:40.793	34.686	1:46.509	31.349	1:43.423	31.187	1:41.749	
16	IP1	26.115	26.115	1:11.16	1:11.160	26.035	26.035	45.842	45.842	25.399	25.399	27.331	27.331	
	IP2	15.825	41.940	16.499	1:27.659	15.372	41.407	16.823	1:02.665	15.191	40.590	15.917	43.248	
	IP3	31.022	1:12.962	34.720	2:02.379	31.232	1:12.639	34.354	1:37.019	30.610	1:11.200	31.792	1:15.040	
	FL	32.373	1:45.335	28:36.0	PIT EXIT	14:06.1	PIT EXIT	40:50.2	PIT EXIT	31.290	1:42.490	26:32.0	PIT EXIT	
17	IP1	25.847	25.847	35.511	35.511	36.723	36.723	30.045	30.045	26.162	26.162	31.454	31.454	
	IP2	15.789	41.636	15.945	51.456	15.198	51.921	15.667	45.712	15.423	41.585	15.674	47.128	
	IP3	30.951	1:12.587	31.943	1:23.399	31.010	1:22.931	31.714	1:17.426	31.083	1:12.668	31.596	1:18.724	
	FL	32.318	1:44.905	31.761	1:55.160	32.014	1:54.945	32.167	1:49.593	21:00.4	PIT EXIT	31.575	1:50.299	
18	IP1	26.059	26.059	25.553	25.553	25.312	25.312	26.719	26.719	36.218	36.218	25.284	25.284	
	IP2	15.779	41.838	14.881	40.434	15.035	40.347	15.300	42.019	15.598	51.816	14.941	40.225	
	IP3	30.849	1:12.687	30.418	1:10.852	30.122	1:10.469	31.940	1:13.959	31.299	1:23.115	30.150	1:10.375	
	FL	32.402	1:45.089	31.003	1:41.855	31.105	1:41.574	9:07.53	PIT EXIT	31.563	1:54.678	31.111	1:41.486	
19	IP1	26.173	26.173	25.072	25.072	25.367	25.367	29.436	29.436	25.730	25.730	25.282	25.282	
	IP2	16.042	42.215	14.703	39.775	14.866	40.233	15.679	45.115	15.330	41.060	14.900	40.182	
	IP3	34.276	1:16.491	30.075	1:09.850	29.951	1:10.184	32.223	1:17.338	30.632	1:11.692	30.012	1:10.194	
	FL	16:27.5	PIT EXIT	30.774	1:40.624	31.057	1:41.241	32.345	1:49.683	31.555	1:43.247	30.929	1:41.123	
20	IP1	35.645	35.645	1:18.18	1:18.181	25.005	25.005	25.712	25.712	25.517	25.517	25.301	25.301	
	IP2	16.338	51.983	15.606	1:33.787	14.846	39.851	15.180	40.892	15.290	40.807	14.873	40.174	
	IP3	31.773	1:23.756	31.217	2:05.004	30.436	1:10.287	30.794	1:11.686	30.561	1:11.368	30.062	1:10.236	
	FL	33.048	1:56.804	31.072	2:36.076	30.827	1:41.114	31.625	1:43.311	31.490	1:42.858	30.905	1:41.141	
21	IP1	26.391	26.391	25.084	25.084	25.165	25.165	28.724	28.724	25.533	25.533	25.073	25.073	
	IP2	15.815	42.206	14.796	39.880	15.068	40.233	15.782	44.506	16.009	41.542	14.941	40.014	
	IP3	31.257	1:13.463	30.241	1:10.121	30.180	1:10.413	31.701	1:16.207	31.446	1:12.988	30.111	1:10.125	
	FL	32.457	1:45.920	30.862	1:40.983	17:02.6	PIT EXIT	31.839	1:48.046	31.531	1:44.519	30.947	1:41.072	
22	IP1	25.867	25.867	25.245	25.245	29.566	29.566	25.822	25.822	25.589	25.589	26.245	26.245	
	IP2	15.808	41.675	14.715	39.960	17.879	47.445	15.190	41.012	15.247	40.836	15.210	41.455	
	IP3	31.168	1:12.843	30.057	1:10.017	34.249	1:21.694	30.973	1:11.985	30.499	1:11.335	30.712	1:12.167	
	FL	32.562	1:45.405	30.755	1:40.772	31.802	1:53.496	31.814	1:43.799	31.322	1:42.657	28:53.4	PIT EXIT	
23	IP1	26.025	26.025	32.459	32.459	24.921	24.921	26.625	26.625	28.121	28.121	29.904	29.904	
	IP2	15.881	41.906	14.945	47.404	14.825	39.746	15.234	41.859	15.449	43.570	15.488	45.392	
	IP3	31.046	1:12.952	30.580	1:17.984	29.993	1:09.739	31.088	1:12.947	31.277	1:14.847	31.053	1:16.445	
	FL	32.486	1:45.438	30.791	1:48.775	30.705	1:40.444	31.769	1:44.716	20:33.7	PIT EXIT	31.505	1:47.950	
24	IP1	26.090	26.090	26.622	26.622	24.829	24.829	25.834	25.834	31.399	31.399	25.321	25.321	
	IP2	15.803	41.893	15.255	41.877	14.741	39.570	15.184	41.018	15.521	46.920	15.035	40.356	
	IP3	31.176	1:13.069	32.035	1:13.912	29.793	1:09.363	30.736	1:11.754	31.660	1:18.580	30.423	1:10.779	
	FL	14:48.3	PIT EXIT	31.501	1:45.413	30.995	1:40.358	31.655	1:43.409	31.991	1:50.571	31.190	1:41.969	
25	IP1	35.421	35.421	24.981	24.981	30.071	30.071	35.108	35.108	25.691	25.691	25.166	25.166	
	IP2	16.168	51.589	14.724	39.705	15.556	45.627	15.247	50.355	15.294	40.985	15.032	40.198	
	IP3	30.909	1:22.498	30.046	1:09.751	30.693	1:16.320	31.055	1:21.410	30.726	1:11.711	30.034	1:10.232	
	FL	32.167	1:54.665	30.782	1:40.533	31.146	1:47.466	31.857	1:53.267	31.578	1:43.289	30.899	1:41.131	
26	IP1	25.618	25.618	25.034	25.034	24.898	24.898	25.628	25.628	25.608	25.608	25.248	25.248	
	IP2	15.684	41.302	14.674	39.708	14.795	39.693	15.183	40.811	15.668	41.276	14.913	40.161	
	IP3	30.440	1:11.742	29.929	1:09.637	29.790	1:09.483	30.587	1:11.398	30.682	1:11.958	30.029	1:10.190	
	FL	31.762	1:43.504	30.635	1:40.272	30.858	1:40.341	31.495	1:42.893	31.553	1:43.511	31.960	1:42.150	
27	IP1	27.527	27.527	26.204	26.204	30.808	30.808	34.061	34.061	25.659	25.659	25.294	25.294	
	IP2	15.734	43.261	15.970	42.174	15.950	46.758	15.313	49.374	15.335	40.994	14.994	40.288	
	IP3	30.848	1:14.109	32.928	1:15.102	31.106	1:17.864	31.126	1:20.500	30.689	1:11.683	30.108	1:10.396	
	FL	32.241	1:46.350	57:07.4	PIT EXIT	23:08.9	PIT EXIT	31.726	1:52.226	31.529	1:43.212	31.152	1:41.548	
28	IP1	25.766	25.766	38.079	38.079	29.544	29.544	26.229	26.229	25.645	25.645	29.217	29.217	
	IP2	15.833	41.599	18.275	56.354	15.273	44.817	15.362	41.591	15.299	40.944	16.053	45.270	
	IP3	30.840	1:12.439	34.647	1:31.001	31.029	1:15.846	32.409	1:14.000	32.822	1:13.766	32.311	1:17.581	
	FL	32.289	1:44.728	42.044	2:13.045	31.288	1:47.134	16:03.2	PIT EXIT	31.438	1:45.204	36:27.8	PIT EXIT	



Jerez - 4423 m



10

CIRCUITO DE JEREZ - WSBK TEST

Wednesday, January 22nd 2025

GLOBAL ANALYSIS

Número	27		29		31		37		40		45		47	
	Vta	Sector	Vuelta	Sector	Vuelta	Sector	Vuelta	Sector	Vuelta	Sector	Vuelta	Sector	Vuelta	
29	IP1	25.733	25.733	26.407	26.407	25.093	25.093	29.905	29.905	25.669	25.669	29.295	29.295	
	IP2	15.666	41.399	16.621	43.028	14.874	39.967	15.992	45.897	15.391	41.060	15.602	44.897	
	IP3	30.756	1:12.155	32.843	1:15.871	29.949	1:09.916	34.133	1:20.030	31.893	1:12.953	31.497	1:16.394	
	FL	32.265	1:44.420	31.323	1:47.194	30.732	1:40.648	32.030	1:52.060	1:52:59	PIT EXIT	31.330	1:47.724	
30	IP1	25.886	25.886	25.254	25.254	25.060	25.060	25.838	25.838	29.385	29.385	25.350	25.350	
	IP2	15.899	41.785	14.833	40.087	14.835	39.895	15.176	41.014	15.574	44.959	14.989	40.339	
	IP3	31.405	1:13.190	30.250	1:10.337	29.781	1:09.676	30.698	1:11.712	31.525	1:16.484	30.244	1:10.583	
	FL	23:16.4	PIT EXIT	30.853	1:41.190	30.742	1:40.418	31.652	1:43.364	31.791	1:48.275	31.402	1:41.985	
31	IP1	34.416	34.416	27.926	27.926	25.561	25.561	40.157	40.157	27.707	27.707	26.612	26.612	
	IP2	16.315	50.731	14.734	42.660	15.744	41.305	15.579	55.736	15.427	43.134	14.991	41.603	
	IP3	31.620	1:22.351	30.030	1:12.690	30.756	1:12.061	32.242	1:27.978	32.407	1:15.541	30.191	1:11.794	
	FL	32.887	1:55.238	30.771	1:43.461	31.354	1:43.415	31.982	1:59.960	33.251	1:48.792	31.003	1:42.797	
32	IP1	26.069	26.069	25.340	25.340	24.995	24.995	26.537	26.537	25.800	25.800	25.240	25.240	
	IP2	16.264	42.333	15.062	40.402	14.935	39.930	15.344	41.881	15.405	41.205	14.902	40.142	
	IP3	33.149	1:15.482	30.545	1:10.947	29.855	1:09.785	30.963	1:12.844	30.914	1:12.119	30.142	1:10.284	
	FL	32.739	1:48.221	30.917	1:41.864	1:47.17	PIT EXIT	31.794	1:44.638	31.680	1:43.799	31.051	1:41.335	
33	IP1	26.033	26.033	25.048	25.048	31.128	31.128	26.076	26.076	25.823	25.823	27.180	27.180	
	IP2	15.781	41.814	14.728	39.776	15.459	46.587	15.394	41.470	15.330	41.153	15.230	42.410	
	IP3	30.909	1:12.723	30.078	1:09.854	31.381	1:17.968	36.124	1:17.594	30.774	1:11.927	31.047	1:13.457	
	FL	32.360	1:45.083	30.686	1:40.540	1:44:35	PIT EXIT	44:11.6	PIT EXIT	31.670	1:43.597	16:27.9	PIT EXIT	
34	IP1	25.793	25.793	28.776	28.776	29.609	29.609	29.928	29.928	26.948	26.948	29.169	29.169	
	IP2	15.746	41.539	16.138	44.914	15.552	45.161	15.652	45.580	15.589	42.537	15.376	44.545	
	IP3	30.759	1:12.298	32.542	1:17.456	32.410	1:17.571	35.674	1:21.254	33.089	1:15.626	31.077	1:15.622	
	FL	32.294	1:44.592	59:22.1	PIT EXIT	31.370	1:48.941	32.331	1:53.585	22:28.0	PIT EXIT	31.212	1:46.834	
35	IP1	27.137	27.137	29.600	29.600	25.208	25.208	25.794	25.794	29.952	29.952	25.109	25.109	
	IP2	16.268	43.405	16.732	46.332	15.052	40.260	15.155	40.949	15.590	45.542	14.931	40.040	
	IP3	32.578	1:15.983	33.064	1:19.396	30.126	1:10.386	32.099	1:13.048	31.084	1:16.626	29.950	1:09.990	
	FL	33:24.0	PIT EXIT	36.518	1:55.914	30.838	1:41.224	31.810	1:44.858	31.682	1:48.308	30.802	1:40.792	
36	IP1	32.431	32.431	25.222	25.222	25.034	25.034	25.904	25.904	25.906	25.906	25.152	25.152	
	IP2	16.357	48.788	14.788	40.010	14.965	39.999	15.287	41.191	15.561	41.467	14.942	40.094	
	IP3	31.577	1:20.365	30.129	1:10.139	29.957	1:09.956	30.652	1:11.843	30.861	1:12.328	30.218	1:10.312	
	FL	33.074	1:53.439	30.670	1:40.809	30.762	1:40.718	31.515	1:43.358	31.940	1:44.268	31.176	1:41.488	
37	IP1	26.093	26.093	24.799	24.799	25.118	25.118	33.052	33.052	25.890	25.890	25.257	25.257	
	IP2	15.984	42.077	14.696	39.495	14.923	40.041	15.594	48.646	15.464	41.354	14.906	40.163	
	IP3	31.181	1:13.258	29.826	1:09.321	29.911	1:09.952	31.616	1:20.262	33.674	1:15.028	29.997	1:10.160	
	FL	32.506	1:45.764	30.516	1:39.837	30.842	1:40.794	31.752	1:52.014	7:22.20	PIT EXIT	30.962	1:41.122	
38	IP1	26.087	26.087	29.966	29.966	24.991	24.991	25.662	25.662	28.739	28.739	25.074	25.074	
	IP2	15.878	41.965	17.348	47.314	14.913	39.904	15.182	40.844	15.420	44.159	14.983	40.057	
	IP3	31.057	1:13.022	34.819	1:22.133	29.848	1:09.752	30.980	1:11.824	32.465	1:16.624	29.870	1:09.927	
	FL	32.765	1:45.787	38.697	2:00.830	30.842	1:40.594	31.607	1:43.431	31.932	1:48.556	31.070	1:40.997	
39	IP1	26.077	26.077	25.070	25.070	28.548	28.548	27.823	27.823	25.659	25.659	26.879	26.879	
	IP2	15.896	41.973	17.137	42.207	15.643	44.191	15.881	43.704	15.463	41.122	15.033	41.912	
	IP3	31.186	1:13.159	32.514	1:14.721	31.107	1:15.298	34.250	1:17.954	30.620	1:11.742	31.200	1:13.112	
	FL	32.621	1:45.780	31.705	1:46.426	14:02.9	PIT EXIT	54:47.1	PIT EXIT	31.259	1:43.001	34.286	1:47.398	
40	IP1	25.965	25.965	27.861	27.861	29.221	29.221	30.172	30.172	25.600	25.600	25.151	25.151	
	IP2	15.803	41.768	15.641	43.502	15.606	44.827	15.769	45.941	15.374	40.974	14.896	40.047	
	IP3	31.037	1:12.805	31.768	1:15.270	31.345	1:16.172	32.211	1:18.152	31.459	1:12.433	30.171	1:10.218	
	FL	32.575	1:45.380	32.938	1:48.208	31.485	1:47.657	32.311	1:50.463	7:39.50	PIT EXIT	31.895	1:42.113	
41	IP1	26.104	26.104	25.160	25.160	25.190	25.190	25.894	25.894	29.615	29.615	25.291	25.291	
	IP2	15.912	42.016	15.316	40.476	14.872	40.062	15.151	41.045	15.486	45.101	15.476	40.767	
	IP3	30.995	1:13.011	30.463	1:10.939	30.297	1:10.359	30.921	1:11.966	33.220	1:18.321	31.102	1:11.869	
	FL	32.610	1:45.621	30.920	1:41.859	31.457	1:41.816	31.730	1:43.696	31.714	1:50.035	56:41.5	PIT EXIT	
42	IP1	30.374	30.374	24.877	24.877	25.285	25.285	26.817	26.817	26.422	26.422	29.562	29.562	
	IP2	18.146	48.520	14.834	39.711	14.966	40.251	15.538	42.355	15.460	41.882	15.983	45.545	
	IP3	39.277	1:27.797	29.928	1:09.639	30.064	1:10.315	31.586	1:13.941	31.660	1:13.542	31.316	1:16.861	
	FL	1:32:34	PIT EXIT	30.615	1:40.254	30.855	1:41.170	32.329	1:46.270	14:03.2	PIT EXIT	31.349	1:48.210	

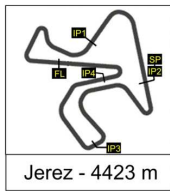


CIRCUITO DE JEREZ - WSBK TEST

Wednesday, January 22nd 2025

GLOBAL ANALYSIS

Número	27		29		31		37		40		45		47	
	Vta	Sector	Vuelta	Sector	Vuelta	Sector	Vuelta	Sector	Vuelta	Sector	Vuelta	Sector	Vuelta	
43	IP1	33.991	33.991	24.988	24.988	24.956	24.956	25.796	25.796	33.477	33.477	25.150	25.150	
	IP2	16.702	50.693	14.766	39.754	14.878	39.834	15.130	40.926	15.394	48.871	14.935	40.085	
	IP3	32.582	1:23.275	29.747	1:09.501	29.865	1:09.699	30.993	1:11.919	30.730	1:19.601	30.023	1:10.108	
	FL	32.946	1:56.221	30.495	1:39.996	31.062	1:40.761	31.756	1:43.675	31.385	1:50.986	30.918	1:41.026	
44	IP1	26.234	26.234	24.986	24.986	24.964	24.964	29.078	29.078	25.639	25.639	25.039	25.039	
	IP2	15.895	42.129	14.839	39.825	14.880	39.844	16.262	45.340	15.226	40.865	14.913	39.952	
	IP3	31.543	1:13.672	29.885	1:09.710	32.711	1:12.555	36.631	1:21.971	30.624	1:11.489	30.016	1:09.968	
	FL	33.312	1:46.984	30.543	1:40.253	31.051	1:43.606	32.359	1:54.330	31.354	1:42.843	30.849	1:40.817	
45	IP1	25.821	25.821	24.986	24.986	24.938	24.938	26.006	26.006	25.526	25.526	25.045	25.045	
	IP2	15.807	41.628	17.009	45.621	15.084	40.022	15.286	41.292	15.227	40.753	14.934	39.979	
	IP3	30.876	1:12.504	34.777	1:20.398	29.892	1:09.914	31.010	1:12.302	30.547	1:11.300	29.858	1:09.837	
	FL	32.475	1:44.979	38:00.3	PIT EXIT	30.983	1:40.897	32.085	1:44.387	31.317	1:42.617	30.777	1:40.614	
46	IP1	25.909	25.909	30.628	30.628	24.976	24.976	25.862	25.862	26.543	26.543	25.548	25.548	
	IP2	15.791	41.700	15.909	46.537	14.955	46.537	15.232	41.094	15.285	41.828	15.095	40.643	
	IP3	30.890	1:12.590	32.185	1:18.722	30.350	1:10.281	32.141	1:13.235	30.633	1:12.461	30.167	1:10.810	
	FL	32.443	1:45.033	31.547	1:50.269	13:24.5	PIT EXIT	32.057	1:45.292	31.539	1:44.000	31.000	1:41.810	
47	IP1	25.989	25.989	25.247	25.247	29.810	29.810	25.890	25.890	25.615	25.615	25.026	25.026	
	IP2	15.813	41.802	14.799	40.046	15.170	44.980	15.106	40.996	15.394	41.009	15.231	40.257	
	IP3	30.702	1:12.504	30.117	1:10.163	30.619	1:15.599	31.487	1:12.483	31.156	1:12.165	30.680	1:10.937	
	FL	32.235	1:44.739	31.641	1:41.804	31.445	1:47.044	31.902	1:44.385	31.685	1:43.850	20:52.9	PIT EXIT	
48	IP1	25.789	25.789	25.049	25.049	25.548	25.548	31.157	31.157	25.513	25.513	29.264	29.264	
	IP2	15.720	41.509	14.957	40.006	15.011	40.559	15.886	47.043	15.284	40.797	15.439	44.703	
	IP3	30.752	1:12.661	32.870	1:12.876	29.898	1:10.457	34.261	1:21.304	30.742	1:11.539	31.031	1:15.734	
	FL	32.351	1:44.612	35.057	1:47.933	30.883	1:41.340	36:44.4	PIT EXIT	31.426	1:42.965	31.478	1:47.212	
49	IP1	29.032	29.032	25.358	25.358	24.972	24.972	32.385	32.385	26.565	26.565	25.130	25.130	
	IP2	16.920	45.952	14.748	40.106	14.917	39.889	15.582	47.967	15.545	42.110	15.015	40.145	
	IP3	33.046	1:18.998	29.828	1:09.934	29.841	1:09.730	31.520	1:19.487	32.579	1:14.689	30.050	1:10.195	
	FL	25:20.1	PIT EXIT	30.683	1:40.617	30.944	1:40.674	31.988	1:51.475	16:23.4	PIT EXIT	31.075	1:41.270	
50	IP1	38.623	38.623	25.010	25.010	24.911	24.911	26.532	26.532	29.496	29.496	25.110	25.110	
	IP2	16.509	55.132	14.655	39.665	14.921	39.832	15.380	41.912	15.355	44.851	14.976	40.086	
	IP3	32.222	1:27.354	29.972	1:09.637	29.962	1:09.794	31.037	1:12.949	30.772	1:15.623	29.897	1:09.983	
	FL	32.880	2:00.234	30.575	1:40.212	31.041	1:40.835	31.947	1:44.896	31.532	1:47.155	12:52.1	PIT EXIT	
51	IP1	26.280	26.280	24.957	24.957	25.137	25.137	25.815	25.815	25.683	25.683	29.647	29.647	
	IP2	15.894	42.174	14.682	39.639	15.009	40.146	15.367	41.182	15.233	40.916	15.325	44.972	
	IP3	31.145	1:13.319	29.722	1:09.361	33.118	1:13.264	31.086	1:12.268	30.582	1:11.498	30.848	1:15.820	
	FL	32.513	1:45.832	30.506	1:39.867	17:50.7	PIT EXIT	31.763	1:44.031	31.367	1:42.865	31.237	1:47.057	
52	IP1	26.048	26.048	25.830	25.830	29.420	29.420	30.337	30.337	25.461	25.461	25.331	25.331	
	IP2	15.852	41.900	15.318	41.148	21.541	50.961	15.890	46.227	15.278	40.739	14.922	40.253	
	IP3	30.987	1:12.887	32.147	1:13.295	34.163	1:25.124	34.044	1:20.271	30.566	1:11.305	30.120	1:10.373	
	FL	32.554	1:45.441	26:34.1	PIT EXIT	32.404	1:57.528	23:40.4	PIT EXIT	31.453	1:42.758	31.118	1:41.491	
53	IP1	26.465	26.465	34.836	34.836	25.156	25.156	32.613	32.613	26.141	26.141	25.179	25.179	
	IP2	16.060	42.525	15.748	50.584	15.183	40.339	15.722	48.335	15.347	41.488	14.926	40.105	
	IP3	31.220	1:13.745	31.374	1:21.958	32.467	1:12.806	32.510	1:20.845	30.891	1:12.379	35.888	1:15.993	
	FL	1:59.71	PIT EXIT	31.291	1:53.249	31.594	1:44.400	32.375	1:53.220	8:55.95	PIT EXIT	31.246	1:47.239	
54	IP1	31.452	31.452	24.769	24.769	24.850	24.850	26.006	26.006	28.130	28.130	25.268	25.268	
	IP2	16.166	47.618	14.770	39.539	14.774	39.624	15.319	41.325	15.309	43.439	14.933	40.201	
	IP3	31.699	1:19.317	29.794	1:09.333	29.666	1:09.290	31.249	1:12.574	30.565	1:14.004	31.261	1:11.462	
	FL	2:02.50	PIT EXIT	30.439	1:39.772	30.618	1:39.908	31.856	1:44.430	31.354	1:45.358	35:10.2	PIT EXIT	
55	IP1	30.677	30.677	24.703	24.703	24.805	24.805	25.682	25.682	25.326	25.326	28.932	28.932	
	IP2	16.059	46.736	14.581	39.284	14.757	39.562	15.144	40.826	15.253	40.579	15.410	44.342	
	IP3	31.263	1:17.999	29.431	1:08.715	29.829	1:09.391	30.640	1:11.466	30.815	1:11.394	30.696	1:15.038	
	FL	32.713	1:50.712	30.466	1:39.181	30.834	1:40.225	31.377	1:42.843	31.117	1:42.511	31.203	1:46.241	
56	IP1	25.987	25.987	27.857	27.857	25.420	25.420	25.507	25.507	25.426	25.426	24.949	24.949	
	IP2	15.827	41.814	16.100	43.957	14.994	40.414	15.082	40.589	15.230	40.656	14.847	39.796	
	IP3	30.931	1:12.745	32.210	1:16.167	30.571	1:10.985	30.925	1:11.514	30.569	1:11.225	29.678	1:09.474	
	FL	32.587	1:45.332	32.915	1:49.082	12:20.8	PIT EXIT	31.476	1:42.990	31.486	1:42.711	30.699	1:40.173	

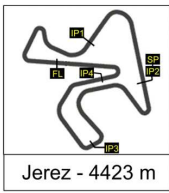


CIRCUITO DE JEREZ - WSBK TEST

Wednesday, January 22nd 2025

GLOBAL ANALYSIS

	27		29		31		37		40		45		47	
	Vta	Sector	Vuelta	Sector	Vuelta	Sector	Vuelta	Sector	Vuelta	Sector	Vuelta	Sector	Vuelta	
57	IP1	26.027	26.027	26.810	26.810	30.358	30.358	25.614	25.614	25.436	25.436	24.946	24.946	
	IP2	15.821	41.848	15.578	42.388	15.379	45.737	15.086	40.700	15.272	40.708	14.894	39.840	
	IP3	31.187	1:13.035	31.504	1:13.892	30.497	1:16.234	30.750	1:11.450	30.495	1:11.203	29.884	1:09.724	
	FL	32.434	1:45.469	1:36:32	PIT EXIT	32.057	1:48.291	31.545	1:42.995	31.299	1:42.502	30.915	1:40.639	
58	IP1	26.711	26.711	42.828	42.828	24.697	24.697	28.006	28.006	27.065	27.065	26.368	26.368	
	IP2	16.407	43.118	21.902	1:04.730	14.800	39.497	15.646	43.652	16.492	43.557	15.107	41.475	
	IP3	31.137	1:14.255	33.503	1:38.233	29.582	1:09.079	39.081	1:22.733	32.625	1:16.182	30.242	1:11.717	
	FL	27:38.2	PIT EXIT	32.125	2:10.358	30.522	1:39.601	20:26.2	PIT EXIT	14:49.1	PIT EXIT	30.932	1:42.649	
59	IP1	33.640	33.640	25.893	25.893	27.663	27.663	29.727	29.727	29.583	29.583	25.042	25.042	
	IP2	16.993	50.633	14.955	40.848	15.388	43.051	15.576	45.303	15.354	44.937	15.052	40.094	
	IP3	32.367	1:23.000	30.849	1:11.697	30.564	1:13.615	32.095	1:17.398	30.544	1:15.481	29.791	1:09.885	
	FL	19:05.0	PIT EXIT	31.532	1:43.229	31.778	1:45.393	32.023	1:49.421	31.265	1:46.746	30.898	1:40.783	
60	IP1	30.146	30.146	31.131	31.131	<u>24.629</u>	<u>24.629</u>	25.719	25.719	25.457	25.457	25.041	25.041	
	IP2	16.021	46.167	40.071	1:11.202	14.762	<u>39.391</u>	15.164	40.883	15.337	40.794	14.935	39.976	
	IP3	31.276	1:17.443	37.322	1:48.524	<u>29.431</u>	<u>1:08.822</u>	30.611	1:11.494	30.756	1:11.550	30.417	1:10.393	
	FL	32.369	1:49.812	-----	-----	<u>30.510</u>	1:39.332	31.416	1:42.910	31.218	1:42.768	35.732	1:46.125	
61	IP1	25.781	25.781			26.268	26.268	32.601	32.601	25.435	25.435	25.007	25.007	
	IP2	<u>15.663</u>	41.444			15.246	41.514	15.742	48.343	15.258	40.693	14.825	39.832	
	IP3	30.654	1:12.098			30.271	1:11.785	33.677	1:22.020	31.046	1:11.739	29.762	1:09.594	
	FL	32.031	1:44.129			32:11.8	PIT EXIT	31.916	1:53.936	31.577	1:43.316	30.727	1:40.321	
62	IP1	25.751	25.751			29.937	29.937	25.719	25.719	25.452	25.452	24.887	24.887	
	IP2	15.732	41.483			15.497	45.434	15.084	40.803	15.309	40.761	14.745	39.632	
	IP3	30.666	1:12.149			30.894	1:16.328	30.461	1:11.264	30.466	1:11.227	29.814	1:09.446	
	FL	32.108	1:44.257			1:17.77	PIT EXIT	31.367	1:42.631	31.219	1:42.446	30.732	1:40.178	
63	IP1	25.728	25.728			35.580	35.580	27.356	27.356	25.342	25.342	27.616	27.616	
	IP2	15.677	41.405			16.141	51.721	15.877	43.233	15.322	40.664	15.003	42.619	
	IP3	4:34.57	5:15.975			31.405	1:23.126	34.431	1:17.664	30.495	1:11.159	30.668	1:13.287	
	FL	35:22.9	PIT EXIT			-----	-----	8:33.59	PIT EXIT	31.279	1:42.438	21:05.5	PIT EXIT	
64	IP1	31.938	31.938					30.851	30.851	26.882	26.882	29.438	29.438	
	IP2	17.022	48.960					15.240	46.091	15.490	42.372	15.211	44.649	
	IP3	34.005	1:22.965					31.042	1:17.133	31.757	1:14.129	31.152	1:15.801	
	FL	33.108	1:56.073					32.180	1:49.313	-----	-----	30.947	1:46.748	
65	IP1	26.096	26.096					25.537	25.537			24.940	24.940	
	IP2	17.225	43.321					15.115	40.652			14.822	39.762	
	IP3	31.572	1:14.893					30.850	1:11.502			29.509	1:09.271	
	FL	32.380	1:47.273					31.720	1:43.222			30.590	1:39.861	
66	IP1	26.046	26.046					25.695	25.695			24.862	24.862	
	IP2	15.857	41.903					15.101	40.796			14.865	39.727	
	IP3	47.891	1:29.794					30.657	1:11.453			29.614	1:09.341	
	FL	-----	-----					31.461	1:42.914			30.797	1:40.138	
67	IP1							25.491	25.491			26.309	26.309	
	IP2							15.051	40.542			15.020	41.329	
	IP3							30.410	1:10.952			30.951	1:12.280	
	FL							31.280	1:42.232			34:50.9	PIT EXIT	
68	IP1							31.693	31.693			28.714	28.714	
	IP2							15.498	47.191			15.379	44.093	
	IP3							36.278	1:23.469			31.176	1:15.269	
	FL							8:00.03	PIT EXIT			31.052	1:46.321	
69	IP1							28.977	28.977			24.971	24.971	
	IP2							15.186	44.163			14.849	39.820	
	IP3							30.683	1:14.846			29.750	1:09.570	
	FL							31.476	1:46.322			31.327	1:40.897	
70	IP1							<u>25.296</u>	<u>25.296</u>			25.197	25.197	
	IP2							<u>14.889</u>	<u>40.185</u>			14.936	40.133	
	IP3							<u>29.962</u>	<u>1:10.147</u>			29.962	1:10.095	
	FL							<u>31.129</u>	1:41.276			30.885	1:40.980	

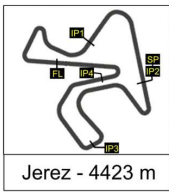


CIRCUITO DE JEREZ - WSBK TEST

Wednesday, January 22nd 2025

GLOBAL ANALYSIS

Número	27		29		31		37		40		45		47	
	Vta	Sector	Vuelta	Sector	Vuelta	Sector	Vuelta	Sector	Vuelta	Sector	Vuelta	Sector	Vuelta	
71	IP1						25.444	25.444			25.096	25.096		
	IP2						15.371	40.815			14.981	40.077		
	IP3						36.725	1:17.540			30.242	1:10.319		
	FL							-----			13:26.1	PIT EXIT		
72	IP1										28.326	28.326		
	IP2										15.296	43.622		
	IP3										30.247	1:13.869		
	FL										30.746	1:44.615		
73	IP1										24.597	24.597		
	IP2										14.666	39.263		
	IP3										29.434	1:08.697		
	FL										30.583	1:39.280		
74	IP1										27.150	27.150		
	IP2										15.209	42.359		
	IP3										31.185	1:13.544		
	FL											-----		
75	IP1													
	IP2													
	IP3													
	FL													
76	IP1													
	IP2													
	IP3													
	FL													
77	IP1													
	IP2													
	IP3													
	FL													
78	IP1													
	IP2													
	IP3													
	FL													
79	IP1													
	IP2													
	IP3													
	FL													
80	IP1													
	IP2													
	IP3													
	FL													
81	IP1													
	IP2													
	IP3													
	FL													
82	IP1													
	IP2													
	IP3													
	FL													
83	IP1													
	IP2													
	IP3													
	FL													
84	IP1													
	IP2													
	IP3													
	FL													

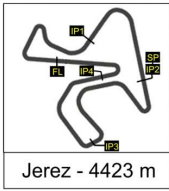


CIRCUITO DE JEREZ - WSBK TEST

Wednesday, January 22nd 2025

GLOBAL ANALYSIS

Número	27		29		31		37		40		45		47	
	Vta	Sector	Vuelta	Sector	Vuelta	Sector	Vuelta	Sector	Vuelta	Sector	Vuelta	Sector	Vuelta	
85	IP1 IP2 IP3 FL													
86	IP1 IP2 IP3 FL													
87	IP1 IP2 IP3 FL													
88	IP1 IP2 IP3 FL													
89	IP1 IP2 IP3 FL													
90	IP1 IP2 IP3 FL													
91	IP1 IP2 IP3 FL													
92	IP1 IP2 IP3 FL													
93	IP1 IP2 IP3 FL													
94	IP1 IP2 IP3 FL													
95	IP1 IP2 IP3 FL													
96	IP1 IP2 IP3 FL													
97	IP1 IP2 IP3 FL													
98	IP1 IP2 IP3 FL													



10

CIRCUITO DE JEREZ - WSBK TEST
Wednesday, January 22nd 2025
GLOBAL ANALYSIS

Número		27		29		31		37		40		45		47	
Vta		Sector	Vuelta	Sector	Vuelta	Sector	Vuelta	Sector	Vuelta	Sector	Vuelta	Sector	Vuelta	Sector	Vuelta
99	IP1														
	IP2														
	IP3														
	FL														



Jerez - 4423 m



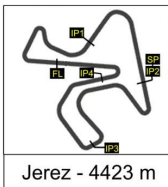
10

CIRCUITO DE JEREZ - WSBK TEST

Wednesday, January 22nd 2025

GLOBAL ANALYSIS

Número	50		52		53		55		60		65		66	
	Vta	Sector	Vuelta	Sector	Vuelta	Sector	Vuelta	Sector	Vuelta	Sector	Vuelta	Sector	Vuelta	
57	IP1	25.948	25.948	25.778	25.778	25.324	25.324	27.325	27.325	25.230	25.230			
	IP2	15.173	41.121	15.743	41.521	15.002	40.326	15.359	42.684	16.562	41.792			
	IP3	30.686	1:11.807	30.868	1:12.389	30.530	1:10.856	30.692	1:13.376	34.479	1:16.271			
	FL	31.685	1:43.492	32.045	1:44.434	31.204	1:42.060	35:18.2	PIT EXIT	5:21.06	PIT EXIT			
58	IP1	25.631	25.631	25.899	25.899	25.355	25.355	29.004	29.004	29.016	29.016			
	IP2	15.117	40.748	16.030	41.929	15.019	40.374	15.262	44.266	15.359	44.375			
	IP3	30.562	1:11.310	30.865	1:12.794	30.537	1:10.911	30.588	1:14.854	31.028	1:15.403			
	FL	31.477	1:42.787	32.100	1:44.894	31.052	1:41.963	31.340	1:46.194	30.962	1:46.365			
59	IP1	26.613	26.613	25.679	25.679	25.370	25.370	25.472	25.472	25.147	25.147			
	IP2	16.113	42.726	15.766	41.445	15.047	40.417	15.072	40.544	14.929	40.076			
	IP3	32.888	1:15.614	30.731	1:12.176	30.413	1:10.830	30.259	1:10.803	29.970	1:10.046			
	FL	33.683	1:49.297	32.215	1:44.391	31.128	1:41.958	31.114	1:41.917	4:54.14	PIT EXIT			
60	IP1	25.741	25.741	30.608	30.608	25.189	25.189	25.395	25.395	28.635	28.635			
	IP2	15.171	40.912	16.742	47.350	15.111	40.300	15.402	40.797	15.600	44.235			
	IP3	30.520	1:11.432	32.572	1:19.922	30.506	1:10.806	30.456	1:11.253	31.288	1:15.523			
	FL	31.401	1:42.833	20:09.1	PIT EXIT	31.620	1:42.426	31.255	1:42.508	31.333	1:46.856			
61	IP1	28.948	28.948	34.410	34.410	25.331	25.331	25.241	25.241	27.002	27.002			
	IP2	41.069	1:10.017	16.140	50.550	15.069	40.400	15.028	40.269	17.299	44.301			
	IP3	34.811	1:44.828	31.596	1:22.146	30.278	1:10.678	30.747	1:11.016	36.590	1:20.891			
	FL		-----	32.365	1:54.511	31.234	1:41.912	31.577	1:42.593		-----			
62	IP1			25.954	25.954	25.248	25.248	25.325	25.325					
	IP2			15.762	41.716	14.987	40.235	15.015	40.340					
	IP3			31.388	1:13.104	30.332	1:10.567	30.404	1:10.744					
	FL			32.303	1:45.407	31.178	1:41.745	31.350	1:42.094					
63	IP1			25.762	25.762	25.207	25.207	25.299	25.299					
	IP2			15.708	41.470	15.123	40.330	15.097	40.396					
	IP3			30.861	1:12.331	30.258	1:10.588	30.190	1:10.586					
	FL			32.118	1:44.449	31.290	1:41.878	31.122	1:41.708					
64	IP1			25.783	25.783	29.557	29.557	27.595	27.595					
	IP2			15.778	41.561	15.301	44.858	52.275	1:19.870					
	IP3			30.854	1:12.415	33.840	1:18.698	35.856	1:55.726					
	FL			32.130	1:44.545	32.177	1:50.875		-----					
65	IP1			25.724	25.724	25.360	25.360							
	IP2			15.783	41.507	14.989	40.349							
	IP3			30.790	1:12.297	30.340	1:10.689							
	FL			32.047	1:44.344	31.189	1:41.878							
66	IP1			25.787	25.787	25.276	25.276							
	IP2			15.763	41.550	15.296	40.572							
	IP3			30.729	1:12.279	32.301	1:12.873							
	FL			32.118	1:44.397	56:13.2	PIT EXIT							
67	IP1			28.613	28.613	31.423	31.423							
	IP2			16.624	45.237	15.790	47.213							
	IP3			31.199	1:16.436	31.896	1:19.109							
	FL			32.138	1:48.574	32.136	1:51.245							
68	IP1			25.748	25.748	26.107	26.107							
	IP2			15.634	41.382	15.431	41.538							
	IP3			30.762	1:12.144	31.154	1:12.692							
	FL			32.025	1:44.169	32.629	1:45.321							
69	IP1			27.055	27.055	25.880	25.880							
	IP2			16.401	43.456	15.241	41.121							
	IP3			33.613	1:17.069	30.994	1:12.115							
	FL				-----	31.821	1:43.936							
70	IP1					25.665	25.665							
	IP2					15.313	40.978							
	IP3					30.762	1:11.740							
	FL					31.523	1:43.263							



Jerez - 4423 m



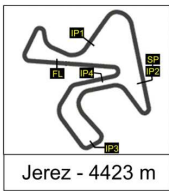
10

CIRCUITO DE JEREZ - WSBK TEST

Wednesday, January 22nd 2025

GLOBAL ANALYSIS

Número	50		52		53		55		60		65		66	
	Vta	Sector	Vuelta	Sector	Vuelta	Sector	Vuelta	Sector	Vuelta	Sector	Vuelta	Sector	Vuelta	
71	IP1				25.617	25.617								
	IP2				15.294	40.911								
	IP3				30.855	1:11.766								
	FL				31.643	1:43.409								
72	IP1				25.585	25.585								
	IP2				15.138	40.723								
	IP3				30.638	1:11.361								
	FL				31.499	1:42.860								
73	IP1				25.706	25.706								
	IP2				15.162	40.868								
	IP3				30.676	1:11.544								
	FL				31.314	1:42.858								
74	IP1				25.509	25.509								
	IP2				15.116	40.625								
	IP3				30.639	1:11.264								
	FL				31.405	1:42.669								
75	IP1				25.574	25.574								
	IP2				15.220	40.794								
	IP3				30.570	1:11.364								
	FL				31.361	1:42.725								
76	IP1				25.459	25.459								
	IP2				15.089	40.548								
	IP3				30.519	1:11.067								
	FL				31.261	1:42.328								
77	IP1				25.503	25.503								
	IP2				15.139	40.642								
	IP3				30.367	1:11.009								
	FL				31.144	1:42.153								
78	IP1				25.482	25.482								
	IP2				16.108	41.590								
	IP3				31.772	1:13.362								
	FL				18:55.7	PIT EXIT								
79	IP1				30.600	30.600								
	IP2				15.719	46.319								
	IP3				31.212	1:17.531								
	FL				31.600	1:49.131								
80	IP1				25.533	25.533								
	IP2				15.137	40.670								
	IP3				30.363	1:11.033								
	FL				31.152	1:42.185								
81	IP1				25.353	25.353								
	IP2				14.977	40.330								
	IP3				30.388	1:10.718								
	FL				31.237	1:41.955								
82	IP1				25.426	25.426								
	IP2				15.051	40.477								
	IP3				30.344	1:10.821								
	FL				31.004	1:41.825								
83	IP1				25.357	25.357								
	IP2				15.111	40.468								
	IP3				30.302	1:10.770								
	FL				31.227	1:41.997								
84	IP1				25.411	25.411								
	IP2				15.069	40.480								
	IP3				30.378	1:10.858								
	FL				31.096	1:41.954								

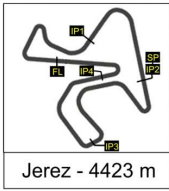


CIRCUITO DE JEREZ - WSBK TEST

Wednesday, January 22nd 2025

GLOBAL ANALYSIS

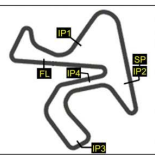
Número	50		52		53		55		60		65		66	
	Vta	Sector	Vuelta	Sector	Vuelta	Sector	Vuelta	Sector	Vuelta	Sector	Vuelta	Sector	Vuelta	
85	IP1				25.308	25.308								
	IP2				14.993	40.301								
	IP3				30.224	1:10.525								
	FL				31.066	1:41.591								
86	IP1				25.255	25.255								
	IP2				15.101	40.356								
	IP3				30.264	1:10.620								
	FL				31.153	1:41.773								
87	IP1				25.769	25.769								
	IP2				15.430	41.199								
	IP3				30.530	1:11.729								
	FL				31.313	1:43.042								
88	IP1				25.314	25.314								
	IP2				15.117	40.431								
	IP3				30.255	1:10.686								
	FL				31.007	1:41.693								
89	IP1				27.880	27.880								
	IP2				15.838	43.718								
	IP3				34.005	1:17.723								
	FL				20:04.4	PIT EXIT								
90	IP1				28.562	28.562								
	IP2				15.447	44.009								
	IP3				31.068	1:15.077								
	FL				31.731	1:46.808								
91	IP1				28.438	28.438								
	IP2				15.582	44.020								
	IP3				30.791	1:14.811								
	FL				31.686	1:46.497								
92	IP1				25.524	25.524								
	IP2				15.277	40.801								
	IP3				30.561	1:11.362								
	FL				31.501	1:42.863								
93	IP1				25.547	25.547								
	IP2				15.162	40.709								
	IP3				30.606	1:11.315								
	FL				31.531	1:42.846								
94	IP1				27.549	27.549								
	IP2				16.106	43.655								
	IP3				31.471	1:15.126								
	FL				13:48.4	PIT EXIT								
95	IP1				29.077	29.077								
	IP2				15.588	44.665								
	IP3				31.126	1:15.791								
	FL				31.795	1:47.586								
96	IP1				25.740	25.740								
	IP2				15.353	41.093								
	IP3				30.835	1:11.928								
	FL				31.664	1:43.592								
97	IP1				25.655	25.655								
	IP2				15.330	40.985								
	IP3				30.671	1:11.656								
	FL				31.391	1:43.047								
98	IP1				25.502	25.502								
	IP2				15.292	40.794								
	IP3				30.715	1:11.509								
	FL				31.467	1:42.976								



10

CIRCUITO DE JEREZ - WSBK TEST
Wednesday, January 22nd 2025
GLOBAL ANALYSIS

Número	50		52		53		55		60		65		66	
	Vta	Sector	Vuelta	Sector	Vuelta	Sector	Vuelta	Sector	Vuelta	Sector	Vuelta	Sector	Vuelta	
99	IP1				25.625	25.625								
	IP2				15.168	40.793								
	IP3				30.662	1:11.455								
	FL				31.532	1:42.987								



Jerez - 4423 m



10

CIRCUITO DE JEREZ - WSBK TEST
Wednesday, January 22nd 2025
GLOBAL ANALYSIS

Table with columns: Número, 77, 87, 95, 97, 99, 101, 103 and rows for laps 15-28. Sub-columns include Vta, Sector, and Vueltas. It lists lap times and sector times for various riders, including pit stops and exits.





Jerez - 4423 m



10

CIRCUITO DE JEREZ - WSBK TEST

Wednesday, January 22nd 2025

GLOBAL ANALYSIS

Número	77		87		95		97		99		101		103	
	Vta	Sector	Vuelta	Sector	Vuelta	Sector	Vuelta	Sector	Vuelta	Sector	Vuelta	Sector	Vuelta	
43	IP1			24.924	24.924	25.797	25.797			28.800	28.800	25.980	25.980	
	IP2			14.930	39.854	15.097	40.894			15.215	44.015	15.852	41.832	
	IP3			29.754	1:09.608	30.516	1:11.410			31.085	1:15.100	33.788	1:15.620	
	FL			30.685	1:40.293	31.658	1:43.068			31.477	1:46.577	33.050	1:48.670	
44	IP1			27.885	27.885	35.663	35.663			25.479	25.479	25.990	25.990	
	IP2			15.382	43.267	15.307	50.970			15.132	40.611	15.786	41.776	
	IP3			31.269	1:14.536	30.773	1:21.743			33.518	1:14.129	30.993	1:12.769	
	FL			29:06.4	PIT EXIT	32.069	1:53.812			27:56.0	PIT EXIT	32.439	1:45.208	
45	IP1			29.789	29.789	25.512	25.512			36.610	36.610	25.892	25.892	
	IP2			15.735	45.524	15.060	40.572			15.918	52.528	15.835	41.727	
	IP3			31.429	1:16.953	33.405	1:13.977			31.350	1:23.878	31.004	1:12.731	
	FL			31.859	1:48.812	26:38.5	PIT EXIT			31.332	1:55.210	32.285	1:45.016	
46	IP1			25.247	25.247	38.287	38.287			25.339	25.339	25.951	25.951	
	IP2			15.047	40.294	15.352	53.639			14.998	40.337	15.787	41.738	
	IP3			30.016	1:10.310	31.079	1:24.718			30.315	1:10.652	31.111	1:12.849	
	FL			30.990	1:41.300	32.282	1:57.000			31.353	1:42.005	32.250	1:45.099	
47	IP1			26.906	26.906	25.639	25.639			25.353	25.353	25.859	25.859	
	IP2			15.408	42.314	15.143	40.782			15.011	40.364	15.760	41.619	
	IP3			30.896	1:13.210	30.549	1:11.331			30.081	1:10.445	30.965	1:12.584	
	FL			31.993	1:45.203	31.536	1:42.867			30.943	1:41.388	32.227	1:44.811	
48	IP1			25.148	25.148	30.508	30.508			25.279	25.279	25.794	25.794	
	IP2			14.998	40.146	15.192	45.700			15.011	40.290	15.740	41.534	
	IP3			30.111	1:10.257	30.567	1:16.267			30.269	1:10.559	36.079	1:17.613	
	FL			30.853	1:41.110	31.465	1:47.732			31.111	1:41.670		-----	
49	IP1			25.157	25.157	25.374	25.374			25.564	25.564			
	IP2			15.072	40.229	15.989	41.363			15.054	40.618			
	IP3			29.981	1:10.210	30.754	1:12.117			30.461	1:11.079			
	FL			30.882	1:41.092	31.564	1:43.681			31.517	1:42.596			
50	IP1			25.160	25.160	25.392	25.392			25.280	25.280			
	IP2			14.995	40.155	14.967	40.359			14.876	40.156			
	IP3			30.237	1:10.392	30.418	1:10.777			30.304	1:10.460			
	FL			22:55.9	PIT EXIT	31.304	1:42.081			31.088	1:41.548			
51	IP1			31.286	31.286	32.993	32.993			25.676	25.676			
	IP2			15.563	46.849	15.539	48.532			15.061	40.737			
	IP3			32.697	1:19.546	31.369	1:19.901			30.280	1:11.017			
	FL			31.687	1:51.233	59:20.3	PIT EXIT			31.212	1:42.229			
52	IP1			25.139	25.139	42.468	42.468			25.273	25.273			
	IP2			15.048	40.187	15.627	58.095			15.045	40.318			
	IP3			30.093	1:10.280	31.890	1:29.985			34.156	1:14.474			
	FL			31.313	1:41.593	32.640	2:02.625			31.448	1:45.922			
53	IP1			25.209	25.209	25.494	25.494			25.225	25.225			
	IP2			15.084	40.293	15.048	40.542			14.976	40.201			
	IP3			30.035	1:10.328	30.495	1:11.037			30.223	1:10.424			
	FL			31.062	1:41.390	31.344	1:42.381			31.226	1:41.650			
54	IP1			25.220	25.220	25.458	25.458			25.614	25.614			
	IP2			15.067	40.287	15.020	40.478			15.096	40.710			
	IP3			30.054	1:10.341	30.601	1:11.079			32.239	1:12.949			
	FL			31.122	1:41.463	31.447	1:42.526			1:57:34	PIT EXIT			
55	IP1			25.139	25.139	25.317	25.317			30.381	30.381			
	IP2			15.080	40.219	15.122	40.439			15.796	46.177			
	IP3			29.894	1:10.113	30.647	1:11.086			31.743	1:17.920			
	FL			30.912	1:41.025	31.396	1:42.482			32.040	1:49.960			
56	IP1			25.119	25.119	25.485	25.485			26.103	26.103			
	IP2			15.020	40.139	15.015	40.500			15.326	41.429			
	IP3			30.197	1:10.336	30.472	1:10.972			30.784	1:12.213			
	FL			30.909	1:41.245	31.417	1:42.389			1:42:23	PIT EXIT			



Jerez - 4423 m



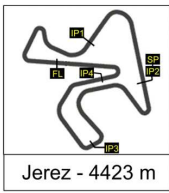
10

CIRCUITO DE JEREZ - WSBK TEST

Wednesday, January 22nd 2025

GLOBAL ANALYSIS

Número	77		87		95		97		99		101		103	
Vta	Sector	Vuelta	Sector	Vuelta	Sector	Vuelta	Sector	Vuelta	Sector	Vuelta	Sector	Vuelta	Sector	Vuelta
57	IP1		29.005	29.005	1:27.20	1:27.201			28.812	28.812				
	IP2		15.399	44.404	17.001	1:44.202			15.299	44.111				
	IP3		32.476	1:16.880	34.772	2:18.974			30.796	1:14.907				
	FL		13:02.7	PIT EXIT	24:27.5	PIT EXIT			31.444	1:46.351				
58	IP1		36.759	36.759					25.529	25.529				
	IP2		18.271	55.030					15.109	40.638				
	IP3		38.881	1:33.911					30.216	1:10.854				
	FL		32.636	2:06.547	39.984				31.224	1:42.078				
59	IP1		25.133	25.133	18.433	18.433			25.383	25.383				
	IP2		14.942	40.075					15.131	40.514				
	IP3		29.838	1:09.913	35.866	54.299			30.205	1:10.719				
	FL		32.215	1:42.128	32.567	2:01.060			31.374	1:42.093				
60	IP1		25.057	25.057	26.192	26.192			25.372	25.372				
	IP2		14.889	39.946	15.252	41.444			15.082	40.454				
	IP3		35.775	1:15.721	31.842	1:13.286			30.149	1:10.603				
	FL		32.971	1:48.692	31.904	1:45.190			31.381	1:41.984				
61	IP1		25.042	25.042	25.740	25.740			27.661	27.661				
	IP2		14.905	39.947	15.154	40.894			15.837	43.498				
	IP3		29.870	1:09.817	30.790	1:11.684			32.068	1:15.566				
	FL		30.666	1:40.483	31.774	1:43.458			14:41.0	PIT EXIT				
62	IP1		25.044	25.044	27.513	27.513			35.464	35.464				
	IP2		14.935	39.979	15.849	43.362			15.373	50.837				
	IP3		29.980	1:09.959	32.380	1:15.742			31.936	1:22.773				
	FL		30.775	1:40.734		-----			32.024	1:54.797				
63	IP1		29.609	29.609					25.623	25.623				
	IP2		15.666	45.275					15.228	40.851				
	IP3		31.322	1:16.597					30.508	1:11.359				
	FL		32:27.3	PIT EXIT					31.473	1:42.832				
64	IP1		30.265	30.265					25.457	25.457				
	IP2		15.622	45.887					15.135	40.592				
	IP3		31.893	1:17.780					30.449	1:11.041				
	FL		32.049	1:49.829					31.262	1:42.303				
65	IP1		25.422	25.422					31.815	31.815				
	IP2		15.109	40.531					16.104	47.919				
	IP3		30.416	1:10.947					32.215	1:20.134				
	FL		31.151	1:42.098					20:24.9	PIT EXIT				
66	IP1		25.300	25.300					29.341	29.341				
	IP2		15.005	40.305					15.271	44.612				
	IP3		30.071	1:10.376					31.242	1:15.854				
	FL		30.821	1:41.197					31.775	1:47.629				
67	IP1		25.121	25.121					25.421	25.421				
	IP2		15.024	40.145					15.071	40.492				
	IP3		30.066	1:10.211					30.356	1:10.848				
	FL		30.991	1:41.202					31.005	1:41.853				
68	IP1		25.107	25.107					25.284	25.284				
	IP2		15.030	40.137					15.109	40.393				
	IP3		30.034	1:10.171					30.495	1:10.888				
	FL		30.877	1:41.048					31.250	1:42.138				
69	IP1		29.806	29.806					25.483	25.483				
	IP2		15.601	45.407					15.647	41.130				
	IP3		30.896	1:16.303					32.443	1:13.573				
	FL		13:49.5	PIT EXIT					36.769	1:50.342				
70	IP1		30.826	30.826					25.357	25.357				
	IP2		15.595	46.421					14.946	40.303				
	IP3		33.015	1:19.436					30.432	1:10.735				
	FL		31.834	1:51.270					31.233	1:41.968				

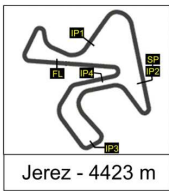


CIRCUITO DE JEREZ - WSBK TEST

Wednesday, January 22nd 2025

GLOBAL ANALYSIS

Número	77		87		95		97		99		101		103	
	Vta	Sector	Vuelta	Sector	Vuelta	Sector	Vuelta	Sector	Vuelta	Sector	Vuelta	Sector	Vuelta	
71	IP1			25.692	25.692					25.542	25.542			
	IP2			15.282	40.974					15.066	40.608			
	IP3			30.628	1:11.602					30.294	1:10.902			
	FL			31.559	1:43.161					31.264	1:42.166			
72	IP1			25.765	25.765					30.710	30.710			
	IP2			15.241	41.006					16.822	47.532			
	IP3			31.013	1:12.019					32.504	1:20.036			
	FL				-----					14:42.8	PIT EXIT			
73	IP1									48.611	48.611			
	IP2									17.379	1:05.990			
	IP3									34.421	1:40.411			
	FL									-----				
74	IP1													
	IP2													
	IP3													
	FL													
75	IP1													
	IP2													
	IP3													
	FL													
76	IP1													
	IP2													
	IP3													
	FL													
77	IP1													
	IP2													
	IP3													
	FL													
78	IP1													
	IP2													
	IP3													
	FL													
79	IP1													
	IP2													
	IP3													
	FL													
80	IP1													
	IP2													
	IP3													
	FL													
81	IP1													
	IP2													
	IP3													
	FL													
82	IP1													
	IP2													
	IP3													
	FL													
83	IP1													
	IP2													
	IP3													
	FL													
84	IP1													
	IP2													
	IP3													
	FL													



Jerez - 4423 m



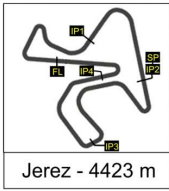
10

CIRCUITO DE JEREZ - WSBK TEST

Wednesday, January 22nd 2025

GLOBAL ANALYSIS

Número	77		87		95		97		99		101		103	
	Vta	Sector	Vuelta	Sector	Vuelta	Sector	Vuelta	Sector	Vuelta	Sector	Vuelta	Sector	Vuelta	
85	IP1 IP2 IP3 FL													
86	IP1 IP2 IP3 FL													
87	IP1 IP2 IP3 FL													
88	IP1 IP2 IP3 FL													
89	IP1 IP2 IP3 FL													
90	IP1 IP2 IP3 FL													
91	IP1 IP2 IP3 FL													
92	IP1 IP2 IP3 FL													
93	IP1 IP2 IP3 FL													
94	IP1 IP2 IP3 FL													
95	IP1 IP2 IP3 FL													
96	IP1 IP2 IP3 FL													
97	IP1 IP2 IP3 FL													
98	IP1 IP2 IP3 FL													



10

CIRCUITO DE JEREZ - WSBK TEST
Wednesday, January 22nd 2025
GLOBAL ANALYSIS

Número		77		87		95		97		99		101		103	
Vta		Sector	Vuelta	Sector	Vuelta	Sector	Vuelta	Sector	Vuelta	Sector	Vuelta	Sector	Vuelta	Sector	Vuelta
99	IP1														
	IP2														
	IP3														
	FL														



Jerez - 4423 m



10

CIRCUITO DE JEREZ - WSBK TEST

Wednesday, January 22nd 2025

GLOBAL ANALYSIS

Número	105		106		109		111		112		117		119		
	Vta	Sector	Vuelta	Sector	Vuelta	Sector	Vuelta	Sector	Vuelta	Sector	Vuelta	Sector	Vuelta		
29	IP1	25.656	25.656	27.340	27.340	30.159	30.159					25.067	25.067	25.160	25.160
	IP2	14.901	40.557	16.331	43.671	15.974	46.133					14.743	39.810	14.759	39.919
	IP3	30.616	1:11.173	32.655	1:16.326	33.680	1:19.813					29.999	1:09.809	29.999	1:09.918
	FL	31.233	1:42.406	34.104	1:50.430	1:14:27	PIT EXIT					30.777	1:40.586	30.759	1:40.677
30	IP1	25.504	25.504	27.244	27.244	29.790	29.790					24.987	24.987	25.106	25.106
	IP2	14.884	40.388	16.245	43.489	15.357	45.147					14.814	39.801	14.742	39.848
	IP3	30.426	1:10.814	32.359	1:15.848	30.790	1:15.937					30.009	1:09.810	30.063	1:09.911
	FL	31.205	1:42.019	33.793	1:49.641	30.931	1:46.868					30.924	1:40.734	30.768	1:40.679
31	IP1	26.549	26.549	27.040	27.040	25.169	25.169					27.086	27.086	25.206	25.206
	IP2	15.105	41.654	16.200	43.240	14.798	39.967					15.028	42.114	14.818	40.024
	IP3	32.177	1:13.831	32.193	1:15.433	29.837	1:09.804					30.523	1:12.637	29.954	1:09.978
	FL	1:20:42	PIT EXIT	33.591	1:49.024	30.845	1:40.649					31.082	1:43.719	30.794	1:40.772
32	IP1	31.759	31.759	29.745	29.745	25.130	25.130					25.041	25.041	26.890	26.890
	IP2	15.503	47.262	17.128	46.873	14.829	39.959					14.880	39.921	15.386	42.276
	IP3	31.422	1:18.684	34.813	1:21.686	29.875	1:09.834					29.937	1:09.858	31.232	1:13.508
	FL	31.875	1:50.559	34.770	1:56.456	30.878	1:40.712					30.855	1:40.713	2:17:08	PIT EXIT
33	IP1	25.919	25.919	27.509	27.509	25.099	25.099					27.952	27.952	29.482	29.482
	IP2	15.139	41.058	17.215	44.724	14.870	39.969					15.059	43.011	15.423	44.905
	IP3	30.905	1:11.963	39.670	1:24.394	29.888	1:09.857					30.818	1:13.829	31.122	1:16.027
	FL	31.630	1:43.593	-----	-----	30.729	1:40.586					31.040	1:44.869	31.169	1:47.196
34	IP1	25.682	25.682			25.222	25.222					26.889	26.889	25.510	25.510
	IP2	14.989	40.671			14.865	40.087					15.245	42.134	14.829	40.339
	IP3	30.877	1:11.548			29.960	1:10.047					31.127	1:13.261	30.432	1:10.771
	FL	31.382	1:42.930			30.837	1:40.884					14:11.8	PIT EXIT	30.731	1:41.502
35	IP1	30.989	30.989			27.425	27.425					29.587	29.587	25.220	25.220
	IP2	16.362	47.351			16.951	44.376					16.317	45.904	14.788	40.008
	IP3	32.150	1:19.501			32.971	1:17.347					44.225	1:30.129	29.984	1:09.992
	FL	32:09.1	PIT EXIT			31.226	1:48.573					1:14.06	PIT EXIT	30.826	1:40.818
36	IP1	38.527	38.527			25.924	25.924					32.949	32.949	25.109	25.109
	IP2	15.509	54.036			15.217	41.141					17.784	50.733	14.843	39.952
	IP3	31.905	1:25.941			31.309	1:12.450					38.585	1:29.318	30.056	1:10.008
	FL	31.887	1:57.828			22:46.7	PIT EXIT					1:10.54	PIT EXIT	30.671	1:40.679
37	IP1	25.876	25.876			30.353	30.353					31.250	31.250	25.217	25.217
	IP2	14.911	40.787			15.312	45.665					17.325	48.575	14.707	39.924
	IP3	30.708	1:11.495			30.573	1:16.238					36.012	1:24.587	30.064	1:09.988
	FL	31.410	1:42.905			30.934	1:47.172					-----	-----	30.756	1:40.744
38	IP1	25.910	25.910			25.250	25.250							25.145	25.145
	IP2	14.966	40.876			14.813	40.063							14.785	39.930
	IP3	30.868	1:11.744			30.225	1:10.288							29.814	1:09.744
	FL	31.536	1:43.280			30.920	1:41.208							30.616	1:40.360
39	IP1	25.772	25.772			25.250	25.250							25.079	25.079
	IP2	14.976	40.748			14.865	40.115							14.642	39.721
	IP3	31.018	1:11.766			29.999	1:10.114							29.818	1:09.539
	FL	5:37.70	PIT EXIT			30.893	1:41.007							30.608	1:40.147
40	IP1	29.954	29.954			25.163	25.163							27.153	27.153
	IP2	18.040	47.994			14.888	40.051							15.134	42.287
	IP3	33.064	1:21.058			30.144	1:10.195							31.928	1:14.215
	FL	31.413	1:52.471			30.946	1:41.141							15:02.2	PIT EXIT
41	IP1	25.554	25.554			28.257	28.257							28.704	28.704
	IP2	14.903	40.457			15.163	43.420							15.061	43.765
	IP3	30.321	1:10.778			30.071	1:13.491							30.609	1:14.374
	FL	31.262	1:42.040			30.874	1:44.365							30.919	1:45.293
42	IP1	25.655	25.655			25.212	25.212							25.263	25.263
	IP2	14.927	40.582			14.823	40.035							14.706	39.969
	IP3	30.539	1:11.121			29.970	1:10.005							30.051	1:10.020
	FL	31.284	1:42.405			30.808	1:40.813							30.624	1:40.644



Jerez - 4423 m

CIRCUITO DE JEREZ - WSBK TEST

Wednesday, January 22nd 2025

GLOBAL ANALYSIS

Número	105		106		109		111		112		117		119		
	Vta	Sector	Vuelta	Sector	Vuelta	Sector	Vuelta	Sector	Vuelta	Sector	Vuelta	Sector	Vuelta		
43	IP1	25.612	25.612			25.137	25.137							25.039	25.039
	IP2	14.868	40.480			14.802	39.939							14.682	39.721
	IP3	30.783	1:11.263			29.882	1:09.821							29.903	1:09.624
	FL	31.359	1:42.622			30.768	1:40.589							30.642	1:40.266
44	IP1	25.452	25.452			29.203	29.203							25.061	25.061
	IP2	14.941	40.393			14.965	44.168							14.700	39.761
	IP3	30.509	1:10.902			30.034	1:14.202							29.974	1:09.735
	FL	31.313	1:42.215			30.934	1:45.136							30.543	1:40.278
45	IP1	25.389	25.389			25.147	25.147							24.970	24.970
	IP2	14.921	40.310			14.912	40.059							14.643	39.613
	IP3	30.424	1:10.734			30.077	1:10.136							29.976	1:09.589
	FL	31.100	1:41.834			30.858	1:40.994							30.546	1:40.135
46	IP1	25.479	25.479			27.380	27.380							25.152	25.152
	IP2	14.920	40.399			16.051	43.431							14.662	39.814
	IP3	31.296	1:11.695			33.777	1:17.208							29.891	1:09.705
	FL	34.453	1:46.148			28:11.9	PIT EXIT							30.681	1:40.386
47	IP1	25.536	25.536			30.944	30.944							25.605	25.605
	IP2	14.873	40.409			15.463	46.407							14.754	40.359
	IP3	30.408	1:10.817			30.855	1:17.262							30.038	1:10.397
	FL	31.024	1:41.841			31.219	1:48.481							30.695	1:41.092
48	IP1	25.468	25.468			25.388	25.388							27.138	27.138
	IP2	14.869	40.337			14.999	40.387							15.852	42.990
	IP3	30.431	1:10.768			30.285	1:10.672							33.064	1:16.054
	FL	31.077	1:41.845			31.256	1:41.928							19:01.6	PIT EXIT
49	IP1	25.576	25.576			25.185	25.185							29.342	29.342
	IP2	14.948	40.524			14.886	40.071							15.237	44.579
	IP3	30.469	1:10.993			30.101	1:10.172							30.748	1:15.327
	FL	31.120	1:42.113			31.042	1:41.214							30.867	1:46.194
50	IP1	25.541	25.541			29.301	29.301							25.379	25.379
	IP2	14.929	40.470			16.746	46.047							14.703	40.082
	IP3	30.402	1:10.872			34.832	1:20.879							30.255	1:10.337
	FL	31.135	1:42.007			10:34.9	PIT EXIT							30.873	1:41.210
51	IP1	28.495	28.495			33.296	33.296							25.204	25.204
	IP2	15.492	43.987			15.163	48.459							14.708	39.912
	IP3	32.142	1:16.129			30.813	1:19.272							30.165	1:10.077
	FL	30:45.2	PIT EXIT			32.002	1:51.274							30.760	1:40.837
52	IP1	31.605	31.605			25.028	25.028							25.133	25.133
	IP2	15.447	47.052			14.747	39.775							14.879	40.012
	IP3	31.753	1:18.805			29.820	1:09.595							30.020	1:10.032
	FL	32.480	1:51.285			30.687	1:40.282							30.849	1:40.881
53	IP1	25.682	25.682			27.698	27.698							25.297	25.297
	IP2	15.132	40.814			14.910	42.608							14.727	40.024
	IP3	30.667	1:11.481			29.838	1:12.446							30.067	1:10.091
	FL	31.393	1:42.874			13:44.0	PIT EXIT							30.742	1:40.833
54	IP1	25.627	25.627			30.686	30.686							25.282	25.282
	IP2	14.955	40.582			15.333	46.019							14.744	40.026
	IP3	30.531	1:11.113			30.783	1:16.802							29.915	1:09.941
	FL	31.102	1:42.215			31.046	1:47.848							30.869	1:40.810
55	IP1	25.472	25.472			24.732	24.732							25.272	25.272
	IP2	14.896	40.368			14.640	39.372							14.785	40.057
	IP3	30.508	1:10.876			29.697	1:09.069							30.068	1:10.125
	FL	31.164	1:42.040			31.262	1:40.331							30.898	1:41.023
56	IP1	25.489	25.489			31.823	31.823							27.040	27.040
	IP2	14.944	40.433			16.369	48.192							16.267	43.307
	IP3	30.367	1:10.800			32.346	1:20.538							32.637	1:15.944
	FL	31.174	1:41.974			31.403	1:51.941							15:24.6	PIT EXIT



Jerez - 4423 m



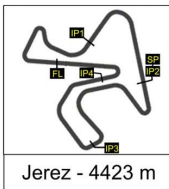
10

CIRCUITO DE JEREZ - WSBK TEST

Wednesday, January 22nd 2025

GLOBAL ANALYSIS

Número	105		106		109		111		112		117		119		
	Vta	Sector	Vuelta	Sector	Vuelta	Sector	Vuelta	Sector	Vuelta	Sector	Vuelta	Sector	Vuelta		
57	IP1	25.700	25.700			24.828	24.828							29.765	29.765
	IP2	15.040	40.740			14.715	39.543							15.220	44.985
	IP3	30.510	1:11.250			29.580	1:09.123							34.722	1:19.707
	FL	31.319	1:42.569			30.425	1:39.548							31.268	1:50.975
58	IP1	25.448	25.448			26.107	26.107							25.523	25.523
	IP2	14.871	40.319			15.395	41.502							14.750	40.273
	IP3	30.213	1:10.532			31.411	1:12.913							30.189	1:10.462
	FL	31.121	1:41.653			25:53.9	PIT EXIT							30.640	1:41.102
59	IP1	26.118	26.118			31.510	31.510							25.193	25.193
	IP2	15.332	41.450			15.049	46.559							14.728	39.921
	IP3	32.086	1:13.536			30.076	1:16.635							30.179	1:10.100
	FL	13:31.8	PIT EXIT			30.725	1:47.360							30.891	1:40.991
60	IP1	31.582	31.582			25.076	25.076							25.122	25.122
	IP2	15.201	46.783			14.766	39.842							14.889	40.011
	IP3	31.197	1:17.980			29.886	1:09.728							30.248	1:10.259
	FL	31.389	1:49.369			30.635	1:40.363							30.878	1:41.137
61	IP1	25.395	25.395			25.162	25.162							27.652	27.652
	IP2	14.787	40.182			14.953	40.115							15.041	42.693
	IP3	30.312	1:10.494			30.576	1:10.691							30.369	1:13.062
	FL	30.867	1:41.361			34.077	1:44.768							30.972	1:44.034
62	IP1	25.499	25.499			25.096	25.096							25.331	25.331
	IP2	14.792	40.291			14.804	39.900							14.807	40.138
	IP3	30.094	1:10.385			30.076	1:09.976							30.275	1:10.413
	FL	30.923	1:41.308			30.839	1:40.815							30.806	1:41.219
63	IP1	25.286	25.286			25.105	25.105							25.318	25.318
	IP2	14.879	40.165			14.794	39.899							14.891	40.209
	IP3	30.143	1:10.308			30.212	1:10.111							30.015	1:10.224
	FL	31.109	1:41.417			30.795	1:40.906							30.654	1:40.878
64	IP1	25.522	25.522			25.255	25.255							25.424	25.424
	IP2	14.880	40.402			14.830	40.085							14.807	40.231
	IP3	30.249	1:10.651			30.241	1:10.326							33.649	1:13.880
	FL	31.008	1:41.659			31.887	1:42.213							42:21.4	PIT EXIT
65	IP1	25.503	25.503			25.216	25.216							29.306	29.306
	IP2	14.936	40.439			14.873	40.089							15.605	44.911
	IP3	30.442	1:10.881			33.691	1:13.780							31.277	1:16.188
	FL	31.380	1:42.261			18:58.1	PIT EXIT							31.306	1:47.494
66	IP1	27.292	27.292			30.328	30.328							25.501	25.501
	IP2	15.046	42.338			15.307	45.635							14.722	40.223
	IP3	30.533	1:12.871			31.921	1:17.556							30.327	1:10.550
	FL	22:23.7	PIT EXIT			31.836	1:49.392							31.130	1:41.680
67	IP1	30.651	30.651			25.035	25.035							27.159	27.159
	IP2	15.296	45.947			14.843	39.878							15.675	42.834
	IP3	31.159	1:17.106			29.838	1:09.716							31.469	1:14.303
	FL	31.319	1:48.425			30.664	1:40.380								-----
68	IP1	25.486	25.486			25.106	25.106								
	IP2	14.870	40.356			14.792	39.898								
	IP3	30.343	1:10.699			29.967	1:09.865								
	FL	30.948	1:41.647			30.892	1:40.757								
69	IP1	25.444	25.444			25.072	25.072								
	IP2	14.821	40.265			14.899	39.971								
	IP3	30.322	1:10.587			36.825	1:16.796								
	FL	30.971	1:41.558			1:28.61	PIT EXIT								
70	IP1	25.391	25.391			35.051	35.051								
	IP2	14.823	40.214			18.578	53.629								
	IP3	30.804	1:11.018			39.356	1:32.985								
	FL	31.456	1:42.474				-----								



Jerez - 4423 m



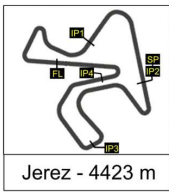
10

CIRCUITO DE JEREZ - WSBK TEST

Wednesday, January 22nd 2025

GLOBAL ANALYSIS

Número	105		106		109		111		112		117		119	
Vta	Sector	Vuelta	Sector	Vuelta	Sector	Vuelta	Sector	Vuelta	Sector	Vuelta	Sector	Vuelta	Sector	Vuelta
71	IP1	25.615	25.615											
	IP2	14.906	40.521											
	IP3	30.423	1:10.944											
	FL	31.305	1:42.249											
72	IP1	25.343	25.343											
	IP2	14.904	40.247											
	IP3	30.441	1:10.688											
	FL	30.954	1:41.642											
73	IP1	29.404	29.404											
	IP2	15.014	44.418											
	IP3	30.326	1:14.744											
	FL	30.915	1:45.659											
74	IP1	25.656	25.656											
	IP2	14.857	40.513											
	IP3	30.225	1:10.738											
	FL	30.867	1:41.605											
75	IP1	25.437	25.437											
	IP2	14.871	40.308											
	IP3	30.357	1:10.665											
	FL	30.987	1:41.652											
76	IP1	29.702	29.702											
	IP2	15.915	45.617											
	IP3	32.763	1:18.380											
	FL	19:53.9	PIT EXIT											
77	IP1	30.932	30.932											
	IP2	16.247	47.179											
	IP3	42.829	1:30.008											
	FL	58.218	PIT EXIT											
78	IP1	29.606	29.606											
	IP2	16.512	46.118											
	IP3	33.159	1:19.277											
	FL	1:06.43	PIT EXIT											
79	IP1	36.178	36.178											
	IP2	16.124	52.302											
	IP3	34.215	1:26.517											
	FL	20:34.0	PIT EXIT											
80	IP1	30.978	30.978											
	IP2	16.479	47.457											
	IP3	32.769	1:20.226											
	FL	1:02.28	PIT EXIT											
81	IP1	31.995	31.995											
	IP2	16.420	48.415											
	IP3	35.422	1:23.837											
	FL		-----											
82	IP1													
	IP2													
	IP3													
	FL													
83	IP1													
	IP2													
	IP3													
	FL													
84	IP1													
	IP2													
	IP3													
	FL													



Jerez - 4423 m



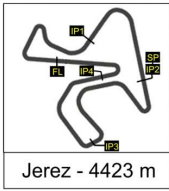
10

CIRCUITO DE JEREZ - WSBK TEST

Wednesday, January 22nd 2025

GLOBAL ANALYSIS

Número	105		106		109		111		112		117		119	
	Vta	Sector	Vuelta	Sector	Vuelta	Sector	Vuelta	Sector	Vuelta	Sector	Vuelta	Sector	Vuelta	
85	IP1 IP2 IP3 FL													
86	IP1 IP2 IP3 FL													
87	IP1 IP2 IP3 FL													
88	IP1 IP2 IP3 FL													
89	IP1 IP2 IP3 FL													
90	IP1 IP2 IP3 FL													
91	IP1 IP2 IP3 FL													
92	IP1 IP2 IP3 FL													
93	IP1 IP2 IP3 FL													
94	IP1 IP2 IP3 FL													
95	IP1 IP2 IP3 FL													
96	IP1 IP2 IP3 FL													
97	IP1 IP2 IP3 FL													
98	IP1 IP2 IP3 FL													



10

CIRCUITO DE JEREZ - WSBK TEST
Wednesday, January 22nd 2025
GLOBAL ANALYSIS

Número		105		106		109		111		112		117		119	
Vta		Sector	Vuelta	Sector	Vuelta	Sector	Vuelta	Sector	Vuelta	Sector	Vuelta	Sector	Vuelta	Sector	Vuelta
99	IP1														
	IP2														
	IP3														
	FL														



Jerez - 4423 m



10

CIRCUITO DE JEREZ - WSBK TEST

Wednesday, January 22nd 2025

GLOBAL ANALYSIS

Número	122		129		131		145		147		150		155	
Vta	Sector	Vuelta	Sector	Vuelta	Sector	Vuelta	Sector	Vuelta	Sector	Vuelta	Sector	Vuelta	Sector	Vuelta
15	IP1	30.652	30.652						25.146	25.146	27.918	27.918		
	IP2	15.150	45.802						14.841	39.987	16.298	44.216		
	IP3	30.463	1:16.265						30.076	1:10.063	31.041	1:15.257		
	FL	30.848	1:47.113						30.650	1:40.713	32.205	1:47.462		
16	IP1	25.059	25.059						25.014	25.014	25.648	25.648		
	IP2	14.775	39.834						14.704	39.718	15.739	41.387		
	IP3	30.172	1:10.006						29.964	1:09.682	30.574	1:11.961		
	FL	30.893	1:40.899						30.594	1:40.276	32.134	1:44.095		
17	IP1	25.273	25.273						25.139	25.139	32.275	32.275		
	IP2	14.889	40.162						14.796	39.935	16.613	48.888		
	IP3	30.302	1:10.464						29.988	1:09.923	31.863	1:20.751		
	FL	30.884	1:41.348						30.622	1:40.545	27:17.3	PIT EXIT		
18	IP1	25.258	25.258						25.398	25.398	33.475	33.475		
	IP2	14.975	40.233						14.994	40.392	16.119	49.594		
	IP3	30.078	1:10.311						30.192	1:10.584	31.024	1:20.618		
	FL	30.754	1:41.065						30.792	1:41.376	32.413	1:53.031		
19	IP1	25.116	25.116						28.552	28.552	25.840	25.840		
	IP2	14.814	39.930						15.146	43.698	15.943	41.783		
	IP3	30.128	1:10.058						32.425	1:16.123	30.806	1:12.589		
	FL	30.729	1:40.787						22:54.0	PIT EXIT	32.249	1:44.838		
20	IP1	25.133	25.133						30.151	30.151	25.748	25.748		
	IP2	14.884	40.017						15.398	45.549	15.776	41.524		
	IP3	30.038	1:10.055						31.894	1:17.443	30.733	1:12.257		
	FL	31.145	1:41.200						31.542	1:48.985	32.096	1:44.353		
21	IP1	25.155	25.155						25.243	25.243	27.710	27.710		
	IP2	17.255	42.410						14.783	40.026	15.949	43.659		
	IP3	31.941	1:14.351						30.096	1:10.122	30.977	1:14.636		
	FL	2:12:01	PIT EXIT						30.641	1:40.763	32.245	1:46.881		
22	IP1	31.174	31.174						25.072	25.072	26.551	26.551		
	IP2	15.243	46.417						14.752	39.824	15.896	42.447		
	IP3	30.657	1:17.074						30.099	1:09.923	30.745	1:13.192		
	FL	31.203	1:48.277						30.728	1:40.651	32.212	1:45.404		
23	IP1	25.236	25.236						25.254	25.254	25.720	25.720		
	IP2	14.888	40.124						14.908	40.162	15.825	41.545		
	IP3	30.242	1:10.366						30.258	1:10.420	30.629	1:12.174		
	FL	30.902	1:41.268						31.142	1:41.562	3:34:58	PIT EXIT		
24	IP1	25.259	25.259						25.325	25.325	32.198	32.198		
	IP2	14.923	40.182						14.945	40.270	16.454	48.652		
	IP3	29.965	1:10.147						30.612	1:10.882	31.856	1:20.508		
	FL	30.823	1:40.970						30.945	1:41.827	32.795	1:53.303		
25	IP1	25.108	25.108						25.367	25.367	25.943	25.943		
	IP2	14.878	39.986						14.942	40.309	16.134	42.077		
	IP3	29.853	1:09.839						30.403	1:10.712	31.298	1:13.375		
	FL	30.772	1:40.611						17:34.8	PIT EXIT	32.441	1:45.816		
26	IP1	25.040	25.040						31.006	31.006	25.684	25.684		
	IP2	14.936	39.976						15.327	46.333	15.760	41.444		
	IP3	29.962	1:09.938						32.895	1:19.228	30.681	1:12.125		
	FL	30.779	1:40.717						31.514	1:50.742	32.130	1:44.255		
27	IP1	25.215	25.215						25.196	25.196	25.692	25.692		
	IP2	14.801	40.016						14.920	40.116	15.727	41.419		
	IP3	29.971	1:09.987						30.286	1:10.402	30.721	1:12.140		
	FL	30.933	1:40.920						31.062	1:41.464	32.210	1:44.350		
28	IP1	31.200	31.200						25.270	25.270	26.619	26.619		
	IP2	15.477	46.677						14.813	40.083	16.013	42.632		
	IP3	31.562	1:18.239						29.890	1:09.973	30.927	1:13.559		
	FL	13:27.9	PIT EXIT						30.713	1:40.686	32.410	1:45.969		



Jerez - 4423 m



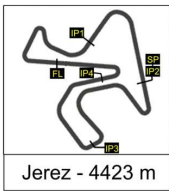
10

CIRCUITO DE JEREZ - WSBK TEST

Wednesday, January 22nd 2025

GLOBAL ANALYSIS

Número	122		129		131		145		147		150		155	
	Vta	Sector	Vuelta	Sector	Vuelta	Sector	Vuelta	Sector	Vuelta	Sector	Vuelta	Sector	Vuelta	
29	IP1	31.308	31.308					25.082	25.082	25.758	25.758			
	IP2	15.229	46.537					14.755	39.837	15.796	41.554			
	IP3	30.833	1:17.370					29.850	1:09.687	30.856	1:12.410			
	FL	31.104	1:48.474					30.533	1:40.220	32.196	1:44.606			
30	IP1	25.161	25.161					25.103	25.103	26.929	26.929			
	IP2	14.824	39.985					14.725	39.828	16.076	43.005			
	IP3	29.743	1:09.728					29.839	1:09.667	33.174	1:16.179			
	FL	30.595	1:40.323					30.511	1:40.178	29:48.1	PIT EXIT			
31	IP1	25.082	25.082					27.766	27.766	33.039	33.039			
	IP2	14.890	39.972					16.006	43.772	16.093	49.132			
	IP3	29.954	1:09.926					31.348	1:15.120	31.383	1:20.515			
	FL	30.768	1:40.694					16:19.0	PIT EXIT	32.511	1:53.026			
32	IP1	24.974	24.974					30.755	30.755	27.030	27.030			
	IP2	14.809	39.783					15.362	46.117	16.115	43.145			
	IP3	29.929	1:09.712					31.383	1:17.500	37.933	1:21.078			
	FL	30.673	1:40.385					31.735	1:49.235	16:51.4	PIT EXIT			
33	IP1	25.133	25.133					25.391	25.391	30.080	30.080			
	IP2	14.812	39.945					14.880	40.271	16.104	46.184			
	IP3	29.829	1:09.774					30.205	1:10.476	31.267	1:17.451			
	FL	30.697	1:40.471					30.955	1:41.431	32.422	1:49.873			
34	IP1	25.101	25.101					25.244	25.244	25.941	25.941			
	IP2	14.836	39.937					14.889	40.133	15.946	41.887			
	IP3	29.748	1:09.685					30.095	1:10.228	30.859	1:12.746			
	FL	30.585	1:40.270					30.938	1:41.166	32.288	1:45.034			
35	IP1	27.619	27.619					28.658	28.658	25.835	25.835			
	IP2	15.970	43.589					15.662	44.320	16.215	42.050			
	IP3	32.439	1:16.028					31.292	1:15.612	31.028	1:13.078			
	FL		-----					22:05.2	PIT EXIT	32.431	1:45.509			
36	IP1							29.910	29.910	25.824	25.824			
	IP2							15.318	45.228	15.881	41.705			
	IP3							31.226	1:16.454	30.766	1:12.471			
	FL							31.447	1:47.901	32.290	1:44.761			
37	IP1							25.279	25.279	25.853	25.853			
	IP2							14.880	40.159	15.833	41.686			
	IP3							30.155	1:10.314	30.730	1:12.416			
	FL							31.001	1:41.315	32.211	1:44.627			
38	IP1							25.287	25.287	29.570	29.570			
	IP2							14.949	40.236	16.194	45.764			
	IP3							30.311	1:10.547	31.793	1:17.557			
	FL							31.565	1:42.112	15:27.4	PIT EXIT			
39	IP1							28.179	28.179	34.113	34.113			
	IP2							15.542	43.721	16.522	50.635			
	IP3							31.882	1:15.603	32.445	1:23.080			
	FL							29:44.2	PIT EXIT	32.693	1:55.773			
40	IP1							29.189	29.189	25.832	25.832			
	IP2							15.381	44.570	15.693	41.525			
	IP3							31.207	1:15.777	31.107	1:12.632			
	FL							31.419	1:47.196	32.171	1:44.803			
41	IP1							25.084	25.084	25.781	25.781			
	IP2							14.718	39.802	15.775	41.556			
	IP3							29.939	1:09.741	30.694	1:12.250			
	FL							30.616	1:40.357	32.758	1:45.008			
42	IP1							25.206	25.206	25.666	25.666			
	IP2							14.724	39.930	15.723	41.389			
	IP3							29.971	1:09.901	30.748	1:12.137			
	FL							30.800	1:40.701	32.051	1:44.188			

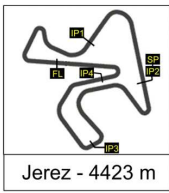


CIRCUITO DE JEREZ - WSBK TEST

Wednesday, January 22nd 2025

GLOBAL ANALYSIS

Número	122		129		131		145		147		150		155	
	Vta	Sector	Vuelta	Sector	Vuelta	Sector	Vuelta	Sector	Vuelta	Sector	Vuelta	Sector	Vuelta	
43	IP1							25.117	25.117	25.639	25.639			
	IP2							14.916	40.033	15.708	41.347			
	IP3							30.873	1:10.906	30.643	1:11.990			
	FL							31.742	1:42.648	32.089	1:44.079			
44	IP1							25.196	25.196	25.740	25.740			
	IP2							14.782	39.978	15.805	41.545			
	IP3							30.233	1:10.211	30.669	1:12.214			
	FL							30.779	1:40.990	32.173	1:44.387			
45	IP1							27.554	27.554	25.632	25.632			
	IP2							15.592	43.146	15.836	41.468			
	IP3							31.738	1:14.884	30.643	1:12.111			
	FL							5:15.86	PIT EXIT	32.209	1:44.320			
46	IP1							29.424	29.424	27.713	27.713			
	IP2							15.533	44.957	56.656	1:24.369			
	IP3							31.643	1:16.600	34.238	1:58.607			
	FL							31.766	1:48.366		-----			
47	IP1							24.881	24.881					
	IP2							14.594	39.475					
	IP3							29.611	1:09.086					
	FL							30.377	1:39.463					
48	IP1							26.781	26.781					
	IP2							15.223	42.004					
	IP3							31.513	1:13.517					
	FL								-----					
49	IP1													
	IP2													
	IP3													
	FL													
50	IP1													
	IP2													
	IP3													
	FL													
51	IP1													
	IP2													
	IP3													
	FL													
52	IP1													
	IP2													
	IP3													
	FL													
53	IP1													
	IP2													
	IP3													
	FL													
54	IP1													
	IP2													
	IP3													
	FL													
55	IP1													
	IP2													
	IP3													
	FL													
56	IP1													
	IP2													
	IP3													
	FL													

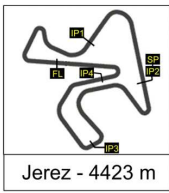


CIRCUITO DE JEREZ - WSBK TEST

Wednesday, January 22nd 2025

GLOBAL ANALYSIS

Número	122		129		131		145		147		150		155	
	Vta	Sector	Vuelta	Sector	Vuelta	Sector	Vuelta	Sector	Vuelta	Sector	Vuelta	Sector	Vuelta	
57	IP1													
	IP2													
	IP3													
	FL													
58	IP1													
	IP2													
	IP3													
	FL													
59	IP1													
	IP2													
	IP3													
	FL													
60	IP1													
	IP2													
	IP3													
	FL													
61	IP1													
	IP2													
	IP3													
	FL													
62	IP1													
	IP2													
	IP3													
	FL													
63	IP1													
	IP2													
	IP3													
	FL													
64	IP1													
	IP2													
	IP3													
	FL													
65	IP1													
	IP2													
	IP3													
	FL													
66	IP1													
	IP2													
	IP3													
	FL													
67	IP1													
	IP2													
	IP3													
	FL													
68	IP1													
	IP2													
	IP3													
	FL													
69	IP1													
	IP2													
	IP3													
	FL													
70	IP1													
	IP2													
	IP3													
	FL													

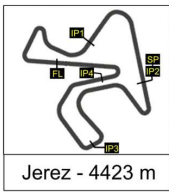


CIRCUITO DE JEREZ - WSBK TEST

Wednesday, January 22nd 2025

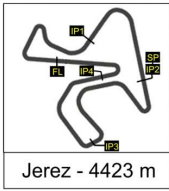
GLOBAL ANALYSIS

Número	122		129		131		145		147		150		155	
	Vta	Sector	Vuelta	Sector	Vuelta	Sector	Vuelta	Sector	Vuelta	Sector	Vuelta	Sector	Vuelta	
71	IP1													
	IP2													
	IP3													
	FL													
72	IP1													
	IP2													
	IP3													
	FL													
73	IP1													
	IP2													
	IP3													
	FL													
74	IP1													
	IP2													
	IP3													
	FL													
75	IP1													
	IP2													
	IP3													
	FL													
76	IP1													
	IP2													
	IP3													
	FL													
77	IP1													
	IP2													
	IP3													
	FL													
78	IP1													
	IP2													
	IP3													
	FL													
79	IP1													
	IP2													
	IP3													
	FL													
80	IP1													
	IP2													
	IP3													
	FL													
81	IP1													
	IP2													
	IP3													
	FL													
82	IP1													
	IP2													
	IP3													
	FL													
83	IP1													
	IP2													
	IP3													
	FL													
84	IP1													
	IP2													
	IP3													
	FL													



CIRCUITO DE JEREZ - WSBK TEST
Wednesday, January 22nd 2025
GLOBAL ANALYSIS

Número	122		129		131		145		147		150		155	
	Vta	Sector	Vuelta	Sector	Vuelta	Sector	Vuelta	Sector	Vuelta	Sector	Vuelta	Sector	Vuelta	
85	IP1													
	IP2													
	IP3													
	FL													
86	IP1													
	IP2													
	IP3													
	FL													
87	IP1													
	IP2													
	IP3													
	FL													
88	IP1													
	IP2													
	IP3													
	FL													
89	IP1													
	IP2													
	IP3													
	FL													
90	IP1													
	IP2													
	IP3													
	FL													
91	IP1													
	IP2													
	IP3													
	FL													
92	IP1													
	IP2													
	IP3													
	FL													
93	IP1													
	IP2													
	IP3													
	FL													
94	IP1													
	IP2													
	IP3													
	FL													
95	IP1													
	IP2													
	IP3													
	FL													
96	IP1													
	IP2													
	IP3													
	FL													
97	IP1													
	IP2													
	IP3													
	FL													
98	IP1													
	IP2													
	IP3													
	FL													



Jerez - 4423 m



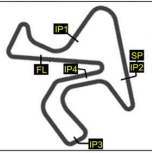
10

CIRCUITO DE JEREZ - WSBK TEST

Wednesday, January 22nd 2025

GLOBAL ANALYSIS

Número	122		129		131		145		147		150		155	
Vta	Sector	Vuelta	Sector	Vuelta	Sector	Vuelta	Sector	Vuelta	Sector	Vuelta	Sector	Vuelta	Sector	Vuelta
99	IP1 IP2 IP3 FL													



Jerez - 4423 m

CIRCUITO DE JEREZ - WSBK TEST

Wednesday, January 22nd 2025

GLOBAL ANALYSIS

Número	160		165		177		187		197		212		214		
	Vta	Sector	Vuelta	Sector	Vuelta	Sector	Vuelta	Sector	Vuelta	Sector	Vuelta	Sector	Vuelta		
29	IP1			25.157	25.157	25.746	25.746			<u>24.777</u>	<u>24.777</u>	29.937	29.937	25.121	25.121
	IP2			15.058	40.215	15.098	40.844			14.767	<u>39.544</u>	17.524	47.461	14.790	39.911
	IP3			30.396	1:10.611	30.597	1:11.441			<u>29.785</u>	<u>1:09.329</u>	33.655	1:21.116	29.962	1:09.873
	FL			35:34.9	PIT EXIT	31.338	<u>1:42.779</u>			<u>30.587</u>	<u>1:39.916</u>	35.550	<u>1:56.666</u>	30.764	<u>1:40.637</u>
30	IP1			37.542	37.542	<u>25.563</u>	<u>25.563</u>			25.708	25.708	25.306	25.306	26.951	26.951
	IP2			15.260	52.802	<u>14.962</u>	<u>40.525</u>			15.030	40.738	15.057	40.363	15.868	42.819
	IP3			30.528	1:23.330	<u>30.478</u>	<u>1:11.003</u>			30.537	1:11.275	30.283	1:10.646	31.293	1:14.112
	FL			31.082	<u>1:54.412</u>	<u>31.051</u>	<u>1:42.054</u>			30.950	<u>1:42.225</u>	31.316	<u>1:41.962</u>	16:15.2	PIT EXIT
31	IP1			24.969	24.969	25.592	25.592			24.961	24.961	25.386	25.386	34.334	34.334
	IP2			14.851	39.820	15.007	40.599			14.828	39.789	15.065	40.451	15.214	49.548
	IP3			29.871	1:09.691	30.490	1:11.089			30.049	1:09.838	30.346	1:10.797	30.593	1:20.141
	FL			30.754	<u>1:40.445</u>	31.132	<u>1:42.221</u>			30.790	<u>1:40.628</u>	31.452	<u>1:42.249</u>	31.310	<u>1:51.451</u>
32	IP1			25.029	25.029	25.570	25.570			24.980	24.980	25.314	25.314	25.254	25.254
	IP2			14.811	39.840	15.067	40.637			14.793	39.773	15.095	40.409	14.940	40.194
	IP3			29.872	1:09.712	30.521	1:11.158			30.209	1:09.982	30.536	1:10.945	30.536	1:10.730
	FL			30.764	<u>1:40.476</u>	31.149	<u>1:42.307</u>			30.766	<u>1:40.748</u>	31.519	<u>1:42.464</u>	31.088	<u>1:41.818</u>
33	IP1			24.958	24.958	25.597	25.597			25.080	25.080	25.288	25.288	25.834	25.834
	IP2			14.825	39.783	15.040	40.637			14.895	39.975	15.132	40.420	14.934	40.768
	IP3			30.229	1:10.012	30.711	1:11.348			30.509	1:10.484	30.573	1:10.993	35.881	1:16.649
	FL			30.899	<u>1:40.911</u>	31.257	<u>1:42.605</u>			12:55.7	PIT EXIT	31.262	<u>1:42.255</u>	31.064	<u>1:47.713</u>
34	IP1			27.464	27.464	25.614	25.614			32.750	32.750	25.415	25.415	25.239	25.239
	IP2			15.285	42.749	15.025	40.639			15.404	48.154	15.905	41.320	14.931	40.170
	IP3			30.933	1:13.682	30.501	1:11.140			31.079	1:19.233	32.257	1:13.577	30.119	1:10.289
	FL			13:02.1	PIT EXIT	31.297	<u>1:42.437</u>			31.211	<u>1:50.444</u>	34.212	<u>1:47.789</u>	30.806	<u>1:41.095</u>
35	IP1			29.822	29.822	28.172	28.172			25.080	25.080	25.221	25.221	25.248	25.248
	IP2			14.837	44.659	16.588	44.760			14.934	40.014	15.080	40.301	14.877	40.125
	IP3			30.917	1:15.576	35.721	1:20.481			30.276	1:10.290	30.450	1:10.751	30.125	1:10.250
	FL				-----	17:05.6	PIT EXIT			30.929	<u>1:41.219</u>	31.339	<u>1:42.090</u>	30.989	<u>1:41.239</u>
36	IP1					31.614	31.614			25.030	25.030	29.816	29.816	27.329	27.329
	IP2					15.430	47.044			14.811	39.841	15.582	45.398	15.686	43.015
	IP3					31.097	1:18.141			30.203	1:10.044	31.438	1:16.836	30.652	1:13.667
	FL					31.744	<u>1:49.885</u>			30.977	<u>1:41.021</u>	33.303	<u>1:50.139</u>	10:43.1	PIT EXIT
37	IP1					25.967	25.967			24.978	24.978	25.444	25.444	30.243	30.243
	IP2									14.833	39.811	15.050	40.494	15.304	45.547
	IP3									30.131	1:09.942	30.244	1:10.738	30.279	1:15.826
	FL						-----			30.896	<u>1:40.838</u>	31.248	<u>1:41.986</u>	30.834	<u>1:46.660</u>
38	IP1									25.150	25.150	26.272	26.272	25.087	25.087
	IP2									15.235	40.385	15.371	41.643	17.820	42.907
	IP3									31.735	1:12.120	30.969	1:12.612	32.968	1:15.875
	FL									17:20.9	PIT EXIT	1:10:42	PIT EXIT	3:47.97	PIT EXIT
39	IP1									34.850	34.850	35.356	35.356	28.877	28.877
	IP2									15.331	50.181	19.765	55.121	15.007	43.884
	IP3									32.207	1:22.388	33.882	1:29.003	30.995	1:14.879
	FL									31.276	<u>1:53.664</u>	33.595	<u>2:02.598</u>	30.997	<u>1:45.876</u>
40	IP1									24.841	24.841	25.618	25.618	25.055	25.055
	IP2									14.784	39.625	15.172	40.790	<u>14.697</u>	39.752
	IP3									29.819	1:09.444	30.525	1:11.315	<u>29.705</u>	<u>1:09.457</u>
	FL									30.749	<u>1:40.193</u>	31.369	<u>1:42.684</u>	30.750	<u>1:40.207</u>
41	IP1									24.950	24.950	25.338	25.338	26.505	26.505
	IP2									14.811	39.761	15.036	40.374	15.044	41.549
	IP3									30.120	1:09.881	30.487	1:10.861	29.956	1:11.505
	FL									31.143	<u>1:41.024</u>	31.272	<u>1:42.133</u>	31.017	<u>1:42.522</u>
42	IP1									27.047	27.047	25.244	25.244	<u>24.940</u>	<u>24.940</u>
	IP2									15.482	42.529	15.067	40.311	14.847	39.787
	IP3									31.753	1:14.282	30.434	1:10.745	29.839	1:09.626
	FL									10:41.6	PIT EXIT	31.392	<u>1:42.137</u>	30.658	<u>1:40.284</u>



Jerez - 4423 m



10

CIRCUITO DE JEREZ - WSBK TEST

Wednesday, January 22nd 2025

GLOBAL ANALYSIS

Número	160		165		177		187		197		212		214	
	Vta	Sector	Vuelta	Sector	Vuelta	Sector	Vuelta	Sector	Vuelta	Sector	Vuelta	Sector	Vuelta	
43	IP1							31.024	31.024	25.295	25.295	25.685	25.685	
	IP2							15.305	46.329	15.048	40.343	14.953	40.638	
	IP3							30.759	1:17.088	30.497	1:10.840	30.001	1:10.639	
	FL							31.061	1:48.149	31.399	1:42.239	30.907	1:41.546	
44	IP1							24.980	24.980	25.333	25.333	25.106	25.106	
	IP2							14.861	39.841	15.043	40.376	14.839	39.945	
	IP3							30.147	1:09.988	30.367	1:10.743	31.961	1:11.906	
	FL							30.877	1:40.865	31.158	1:41.901	26:57.9	PIT EXIT	
45	IP1							24.921	24.921	25.221	25.221	31.862	31.862	
	IP2							14.834	39.755	15.116	40.337	16.381	48.243	
	IP3							29.904	1:09.659	30.308	1:10.645	30.659	1:18.902	
	FL							30.722	1:40.381	31.247	1:41.892	31.063	1:49.965	
46	IP1							24.932	24.932	25.253	25.253	25.624	25.624	
	IP2							14.850	39.782	15.067	40.320	14.908	40.532	
	IP3							30.150	1:09.932	30.555	1:10.875	30.873	1:11.405	
	FL							30.885	1:40.817	31.300	1:42.175	31.122	1:42.527	
47	IP1							25.237	25.237	25.380	25.380	25.126	25.126	
	IP2							16.089	41.326	15.042	40.422	14.847	39.973	
	IP3							33.334	1:14.660	34.904	1:15.326	30.185	1:10.158	
	FL							13:25.9	PIT EXIT	35.465	1:50.791	30.893	1:41.051	
48	IP1							31.475	31.475	25.176	25.176	25.130	25.130	
	IP2							15.317	46.792	15.029	40.205	14.832	39.962	
	IP3							30.911	1:17.703	30.148	1:10.353	29.991	1:09.953	
	FL							31.230	1:48.933	31.172	1:41.525	30.762	1:40.715	
49	IP1							25.238	25.238	28.486	28.486	25.188	25.188	
	IP2							14.905	40.143	15.498	43.984	14.915	40.103	
	IP3							30.273	1:10.416	31.070	1:15.054	29.904	1:10.007	
	FL							31.004	1:41.420	32.624	1:47.678	30.851	1:40.858	
50	IP1							24.960	24.960	25.249	25.249	25.042	25.042	
	IP2							14.875	39.835	15.001	40.250	14.893	39.935	
	IP3							30.138	1:09.973	30.175	1:10.425	30.181	1:10.116	
	FL							30.871	1:40.844	31.152	1:41.577	32.205	1:42.321	
51	IP1							25.188	25.188	27.324	27.324	25.243	25.243	
	IP2							14.935	40.123	15.660	42.984	14.818	40.061	
	IP3							31.245	1:11.368	31.182	1:14.166	30.003	1:10.064	
	FL							1:08.80	PIT EXIT	1:52:16	PIT EXIT	30.758	1:40.822	
52	IP1							31.594	31.594	30.878	30.878	26.368	26.368	
	IP2							16.154	47.748	16.691	47.569	15.140	41.508	
	IP3							37.416	1:25.164	33.098	1:20.667	30.707	1:12.215	
	FL							1:04.74	PIT EXIT	36.863	1:57.530	12:23.2	PIT EXIT	
53	IP1							33.561	33.561	25.455	25.455	32.900	32.900	
	IP2							16.058	49.619	15.180	40.635	15.176	48.076	
	IP3							36.136	1:25.755	30.528	1:11.163	30.670	1:18.746	
	FL								-----	31.329	1:42.492	31.051	1:49.797	
54	IP1									25.374	25.374	24.995	24.995	
	IP2									15.042	40.416	14.756	39.751	
	IP3									30.426	1:10.842	29.969	1:09.720	
	FL									31.452	1:42.294	30.860	1:40.580	
55	IP1									25.297	25.297	25.133	25.133	
	IP2									15.080	40.377	14.749	39.882	
	IP3									30.431	1:10.808	29.947	1:09.829	
	FL									31.293	1:42.101	30.718	1:40.547	
56	IP1									25.240	25.240	24.963	24.963	
	IP2									15.087	40.327	14.737	39.700	
	IP3									30.406	1:10.733	29.847	1:09.547	
	FL									31.276	1:42.009	30.671	1:40.218	



Jerez - 4423 m



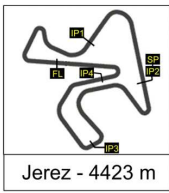
10

CIRCUITO DE JEREZ - WSBK TEST

Wednesday, January 22nd 2025

GLOBAL ANALYSIS

Número	160		165		177		187		197		212		214	
	Vta	Sector	Vuelta	Sector	Vuelta	Sector	Vuelta	Sector	Vuelta	Sector	Vuelta	Sector	Vuelta	
57	IP1										25.237	25.237	27.366	27.366
	IP2										15.114	40.351	15.626	42.992
	IP3										30.440	1:10.791	31.783	1:14.775
	FL										31.347	1:42.138		-----
58	IP1										25.235	25.235		
	IP2										15.078	40.313		
	IP3										30.354	1:10.667		
	FL										31.472	1:42.139		
59	IP1										27.499	27.499		
	IP2										15.565	43.064		
	IP3										31.543	1:14.607		
	FL										11:28.0	PIT EXIT		
60	IP1										28.656	28.656		
	IP2										15.417	44.073		
	IP3										31.851	1:15.924		
	FL										32.079	1:48.003		
61	IP1										25.530	25.530		
	IP2										15.173	40.703		
	IP3										30.644	1:11.347		
	FL										31.508	1:42.855		
62	IP1										25.462	25.462		
	IP2										15.077	40.539		
	IP3										30.529	1:11.068		
	FL										31.422	1:42.490		
63	IP1										25.399	25.399		
	IP2										15.105	40.504		
	IP3										30.502	1:11.006		
	FL										31.332	1:42.338		
64	IP1										25.341	25.341		
	IP2										15.166	40.507		
	IP3										32.671	1:13.178		
	FL										32.375	1:45.553		
65	IP1										25.431	25.431		
	IP2										15.167	40.598		
	IP3										30.607	1:11.205		
	FL										31.439	1:42.644		
66	IP1										28.871	28.871		
	IP2										15.192	44.063		
	IP3										30.546	1:14.609		
	FL										31.336	1:45.945		
67	IP1										25.342	25.342		
	IP2										16.076	41.418		
	IP3										32.715	1:14.133		
	FL											-----		
68	IP1													
	IP2													
	IP3													
	FL													
69	IP1													
	IP2													
	IP3													
	FL													
70	IP1													
	IP2													
	IP3													
	FL													

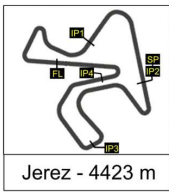


CIRCUITO DE JEREZ - WSBK TEST

Wednesday, January 22nd 2025

GLOBAL ANALYSIS

Número	160		165		177		187		197		212		214	
	Vta	Sector	Vuelta	Sector	Vuelta	Sector	Vuelta	Sector	Vuelta	Sector	Vuelta	Sector	Vuelta	
71	IP1													
	IP2													
	IP3													
	FL													
72	IP1													
	IP2													
	IP3													
	FL													
73	IP1													
	IP2													
	IP3													
	FL													
74	IP1													
	IP2													
	IP3													
	FL													
75	IP1													
	IP2													
	IP3													
	FL													
76	IP1													
	IP2													
	IP3													
	FL													
77	IP1													
	IP2													
	IP3													
	FL													
78	IP1													
	IP2													
	IP3													
	FL													
79	IP1													
	IP2													
	IP3													
	FL													
80	IP1													
	IP2													
	IP3													
	FL													
81	IP1													
	IP2													
	IP3													
	FL													
82	IP1													
	IP2													
	IP3													
	FL													
83	IP1													
	IP2													
	IP3													
	FL													
84	IP1													
	IP2													
	IP3													
	FL													

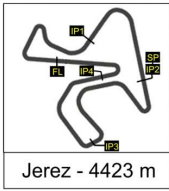


CIRCUITO DE JEREZ - WSBK TEST

Wednesday, January 22nd 2025

GLOBAL ANALYSIS

Número	160		165		177		187		197		212		214	
	Vta	Sector	Vuelta	Sector	Vuelta	Sector	Vuelta	Sector	Vuelta	Sector	Vuelta	Sector	Vuelta	
85	IP1													
	IP2													
	IP3													
	FL													
86	IP1													
	IP2													
	IP3													
	FL													
87	IP1													
	IP2													
	IP3													
	FL													
88	IP1													
	IP2													
	IP3													
	FL													
89	IP1													
	IP2													
	IP3													
	FL													
90	IP1													
	IP2													
	IP3													
	FL													
91	IP1													
	IP2													
	IP3													
	FL													
92	IP1													
	IP2													
	IP3													
	FL													
93	IP1													
	IP2													
	IP3													
	FL													
94	IP1													
	IP2													
	IP3													
	FL													
95	IP1													
	IP2													
	IP3													
	FL													
96	IP1													
	IP2													
	IP3													
	FL													
97	IP1													
	IP2													
	IP3													
	FL													
98	IP1													
	IP2													
	IP3													
	FL													



10

CIRCUITO DE JEREZ - WSBK TEST
Wednesday, January 22nd 2025
GLOBAL ANALYSIS

Número		160		165		177		187		197		212		214	
Vta		Sector	Vuelta	Sector	Vuelta	Sector	Vuelta	Sector	Vuelta	Sector	Vuelta	Sector	Vuelta	Sector	Vuelta
99	IP1														
	IP2														
	IP3														
	FL														



Jerez - 4423 m



10

CIRCUITO DE JEREZ - WSBK TEST

Wednesday, January 22nd 2025

GLOBAL ANALYSIS

Número	222		245		345		0		0		0		0	
	Vta	Sector	Vuelta	Sector	Vuelta	Sector	Vuelta	Sector	Vuelta	Sector	Vuelta	Sector	Vuelta	
1	IP1	35.553	35.553	31.754	31.754	33.994	33.994							
	IP2	17.507	53.060	17.061	48.815	17.216	51.210							
	IP3	35.202	1:28.262	34.383	1:23.198	35.796	1:27.006							
	FL	34.795	2:03.057	34.426	1:57.624	34.075	2:01.081							
2	IP1	28.389	28.389	28.715	28.715	28.219	28.219							
	IP2	16.731	45.120	16.171	44.886	16.122	44.341							
	IP3	33.601	1:18.721	33.608	1:18.494	34.587	1:18.928							
	FL	34.024	1:52.745	34.284	1:52.778	34.685	1:53.613							
3	IP1	27.771	27.771	27.525	27.525	29.088	29.088							
	IP2	16.537	44.308	15.893	43.418	15.821	44.909							
	IP3	33.191	1:17.499	32.733	1:16.151	32.897	1:17.806							
	FL	33.931	1:51.430	33.326	1:49.477	13:57.7	PIT EXIT							
4	IP1	27.628	27.628	27.498	27.498	32.554	32.554							
	IP2	16.484	44.112	16.311	43.809	15.986	48.540							
	IP3	33.105	1:17.217	33.472	1:17.281	32.557	1:21.097							
	FL	33.780	1:50.997	9:32.04	PIT EXIT	32.662	1:53.759							
5	IP1	27.587	27.587	30.524	30.524	26.727	26.727							
	IP2	16.428	44.015	15.769	46.293	15.456	42.183							
	IP3	32.998	1:17.013	32.612	1:18.905	31.794	1:13.977							
	FL	33.669	1:50.682	33.344	1:52.249	33.069	1:47.046							
6	IP1	27.404	27.404	27.038	27.038	26.337	26.337							
	IP2	16.432	43.836	15.705	42.743	15.314	41.651							
	IP3	32.957	1:16.793	31.630	1:14.373	31.408	1:13.059							
	FL	16:10.1	PIT EXIT	32.639	1:47.012	32.174	1:45.233							
7	IP1	43.321	43.321	26.050	26.050	26.052	26.052							
	IP2	17.137	1:00.458	15.310	41.360	15.229	41.281							
	IP3	35.148	1:35.606	31.488	1:12.848	31.074	1:12.355							
	FL	34.155	2:09.761	32.206	1:45.054	32.148	1:44.503							
8	IP1	27.707	27.707	27.293	27.293	26.895	26.895							
	IP2	16.445	44.152	15.881	43.174	15.966	42.861							
	IP3	33.508	1:17.660	31.801	1:14.975	32.461	1:15.322							
	FL	34.064	1:51.724	32.400	1:47.375	33.265	1:48.587							
9	IP1	27.462	27.462	27.600	27.600	27.426	27.426							
	IP2	16.480	43.942	15.990	43.590	15.829	43.255							
	IP3	33.387	1:17.329	33.301	1:16.891	32.184	1:15.439							
	FL	11:49.2	PIT EXIT	33.478	1:50.369	32.936	1:48.375							
10	IP1	33.408	33.408	27.610	27.610	26.963	26.963							
	IP2	16.855	50.263	16.836	44.446	15.669	42.632							
	IP3	42.910	1:33.173	33.138	1:17.584	32.744	1:15.376							
	FL	34.212	2:07.385	33.555	1:51.139	33.905	1:49.281							
11	IP1	27.614	27.614	27.537	27.537	27.320	27.320							
	IP2	16.745	44.359	15.862	43.399	15.780	43.100							
	IP3	33.475	1:17.834	32.644	1:16.043	33.355	1:16.455							
	FL	33.712	1:51.546	33.264	1:49.307	33.287	1:49.742							
12	IP1	27.470	27.470	27.227	27.227	26.802	26.802							
	IP2	16.524	43.994	15.929	43.156	15.533	42.335							
	IP3	32.952	1:16.946	32.180	1:15.336	31.938	1:14.273							
	FL	33.580	1:50.526	32.817	1:48.153	32.677	1:46.950							
13	IP1	27.412	27.412	26.899	26.899	27.250	27.250							
	IP2	16.426	43.838	15.732	42.631	15.748	42.998							
	IP3	33.100	1:16.938	31.751	1:14.382	32.223	1:15.221							
	FL	31:34.3	PIT EXIT	32.522	1:46.904	33.155	1:48.376							
14	IP1	47.011	47.011	26.800	26.800	26.464	26.464							
	IP2	17.539	1:04.550	15.775	42.575	15.480	41.944							
	IP3	34.656	1:39.206	31.399	1:13.974	34.646	1:16.590							
	FL	34.279	2:13.485	32.392	1:46.366	21:03.7	PIT EXIT							

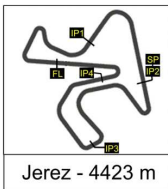


CIRCUITO DE JEREZ - WSBK TEST

Wednesday, January 22nd 2025

GLOBAL ANALYSIS

Número	222		245		345		0		0		0		0	
Vta	Sector	Vuelta	Sector	Vuelta	Sector	Vuelta	Sector	Vuelta	Sector	Vuelta	Sector	Vuelta	Sector	Vuelta
15	IP1	27.717	27.717	26.862	26.862	33.259	33.259							
	IP2	16.519	44.236	15.700	42.562	15.778	49.037							
	IP3	33.186	1:17.422	32.476	1:15.038	32.174	1:21.211							
	FL	33.632	1:51.054	5:17:39	PIT EXIT	32.569	1:53.780							
16	IP1	27.385	27.385	31.462	31.462	26.260	26.260							
	IP2	16.419	43.804	15.481	46.943	15.149	41.409							
	IP3	32.744	1:16.548	30.779	1:17.722	31.565	1:12.974							
	FL	33.797	1:50.345	31.367	1:49.089	32.046	1:45.020							
17	IP1	27.231	27.231	25.534	25.534	25.699	25.699							
	IP2	16.249	43.480	14.994	40.528	15.194	40.893							
	IP3	32.543	1:16.023	30.288	1:10.816	30.872	1:11.765							
	FL	33.398	1:49.421	31.181	1:41.997	31.653	1:43.418							
18	IP1	27.126	27.126	25.403	25.403	25.952	25.952							
	IP2	16.362	43.488	14.918	40.321	15.202	41.154							
	IP3	32.542	1:16.030	30.304	1:10.625	30.796	1:11.950							
	FL	33.274	1:49.304	31.178	1:41.803	31.593	1:43.543							
19	IP1	27.154	27.154	25.342	25.342	25.944	25.944							
	IP2	16.288	43.442	15.003	40.345	15.149	41.093							
	IP3	32.474	1:15.916	30.274	1:10.619	30.729	1:11.822							
	FL	33.431	1:49.347	31.289	1:41.908	31.554	1:43.376							
20	IP1	27.191	27.191	25.210	25.210	31.462	31.462							
	IP2	16.413	43.604	14.987	40.197	15.373	46.835							
	IP3	38.194	1:21.798	30.229	1:10.426	30.822	1:17.657							
	FL	14:59.8	PIT EXIT	31.072	1:41.498	31.557	1:49.214							
21	IP1	38.256	38.256	25.515	25.515	25.682	25.682							
	IP2	17.260	55.516	15.146	40.661	15.020	40.702							
	IP3	42.753	1:38.269	30.335	1:10.996	30.530	1:11.232							
	FL	34.561	2:12.830	31.212	1:42.208	31.379	1:42.611							
22	IP1	28.094	28.094	25.571	25.571	26.403	26.403							
	IP2	16.608	44.702	15.253	40.824	15.306	41.709							
	IP3	33.727	1:18.429	30.366	1:11.190	31.700	1:13.409							
	FL	34.096	1:52.525	31.287	1:42.477	31:04.5	PIT EXIT							
23	IP1	27.625	27.625	25.336	25.336	31.765	31.765							
	IP2	16.415	44.040	15.108	40.444	15.420	47.185							
	IP3	33.346	1:17.386	30.309	1:10.753	31.445	1:18.630							
	FL	33.582	1:50.968	31.263	1:42.016	31.778	1:50.408							
24	IP1	27.103	27.103	25.525	25.525	25.584	25.584							
	IP2	16.315	43.418	15.075	40.600	15.027	40.611							
	IP3	32.662	1:16.080	30.408	1:11.008	30.687	1:11.298							
	FL	33.955	1:50.035	31.332	1:42.340	31.735	1:43.033							
25	IP1	27.295	27.295	25.422	25.422	26.026	26.026							
	IP2	16.223	43.518	15.091	40.513	15.138	41.164							
	IP3	38.693	1:22.211	30.476	1:10.989	30.669	1:11.833							
	FL	16:02.5	PIT EXIT	31.319	1:42.308	31.555	1:43.388							
26	IP1	34.450	34.450	25.635	25.635	25.460	25.460							
	IP2	23.049	57.499	15.084	40.719	15.136	40.596							
	IP3	37.032	1:34.531	30.630	1:11.349	30.622	1:11.218							
	FL	33.904	2:08.435	31.557	1:42.906	31.495	1:42.713							
27	IP1	27.366	27.366	29.208	29.208	25.516	25.516							
	IP2	16.414	43.780	16.162	45.370	15.321	40.837							
	IP3	32.740	1:16.520	30.931	1:16.301	32.448	1:13.285							
	FL	33.493	1:50.013	-----	-----	1:47:37	PIT EXIT							
28	IP1	27.578	27.578			29.561	29.561							
	IP2	16.446	44.024			15.330	44.891							
	IP3	33.345	1:17.369			31.359	1:16.250							
	FL	28:20.5	PIT EXIT			32.123	1:48.373							



CIRCUITO DE JEREZ - WSBK TEST

Wednesday, January 22nd 2025

GLOBAL ANALYSIS

Número	222		245		345		0		0		0		0	
Vta	Sector	Vuelta	Sector	Vuelta	Sector	Vuelta	Sector	Vuelta	Sector	Vuelta	Sector	Vuelta	Sector	Vuelta
29	IP1	32.991	32.991			25.573	25.573							
	IP2	17.103	50.094			15.056	40.629							
	IP3	34.205	1:24.299			30.641	1:11.270							
	FL	33.960	1:58.259			31.470	1:42.740							
30	IP1					25.436	25.436							
	IP2	43.876	43.876			15.043	40.479							
	IP3	33.279	1:17.155			30.635	1:11.114							
	FL	33.648	1:50.803			31.464	1:42.578							
31	IP1	27.139	27.139			25.392	25.392							
	IP2	16.406	43.545			15.087	40.479							
	IP3	32.585	1:16.130			30.428	1:10.907							
	FL	33.524	1:49.654			31.716	1:42.623							
32	IP1	27.052	27.052			25.504	25.504							
	IP2	16.320	43.372			15.074	40.578							
	IP3	32.558	1:15.930			30.518	1:11.096							
	FL	33.307	1:49.237			31.122	1:42.218							
33	IP1	27.276	27.276			25.392	25.392							
	IP2	16.284	43.560			14.980	40.372							
	IP3	32.304	1:15.864			31.762	1:12.134							
	FL	33.223	1:49.087			39:48.5	PIT EXIT							
34	IP1	27.142	27.142			29.353	29.353							
	IP2	16.314	43.456			15.304	44.657							
	IP3	32.504	1:15.960			31.237	1:15.894							
	FL	33.293	1:49.253			31.669	1:47.563							
35	IP1					25.882	25.882							
	IP2	43.421	43.421			15.125	41.007							
	IP3	32.405	1:15.826			30.688	1:11.695							
	FL	33.416	1:49.242			32.038	1:43.733							
36	IP1					25.409	25.409							
	IP2	46.501	46.501			15.114	40.523							
	IP3	33.468	1:19.969			30.656	1:11.179							
	FL	21:24.2	PIT EXIT			31.385	1:42.564							
37	IP1	34.176	34.176			25.371	25.371							
	IP2	16.869	51.045			14.979	40.350							
	IP3	33.157	1:24.202			30.309	1:10.659							
	FL	33.887	1:58.089			31.094	1:41.753							
38	IP1	31.398	31.398			25.385	25.385							
	IP2	16.474	47.872			15.114	40.499							
	IP3	32.988	1:20.860			30.481	1:10.980							
	FL	33.628	1:54.488			31.410	1:42.390							
39	IP1	27.262	27.262			25.399	25.399							
	IP2	16.371	43.633			15.039	40.438							
	IP3	32.452	1:16.085			30.453	1:10.891							
	FL	33.369	1:49.454			31.267	1:42.158							
40	IP1	27.110	27.110			25.921	25.921							
	IP2	16.258	43.368			15.126	41.047							
	IP3	32.294	1:15.662			30.550	1:11.597							
	FL	33.403	1:49.065			31.283	1:42.880							
41	IP1	27.456	27.456			25.452	25.452							
	IP2	16.417	43.873			15.023	40.475							
	IP3	33.944	1:17.817			30.441	1:10.916							
	FL	1:58:08	PIT EXIT			31.481	1:42.397							
42	IP1	33.420	33.420			25.739	25.739							
	IP2	16.925	50.345			15.066	40.805							
	IP3	33.396	1:23.741			30.545	1:11.350							
	FL	34.844	1:58.585			31.286	1:42.636							



Jerez - 4423 m



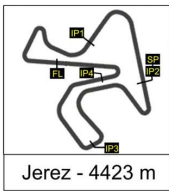
10

CIRCUITO DE JEREZ - WSBK TEST

Wednesday, January 22nd 2025

GLOBAL ANALYSIS

Número	222		245		345		0		0		0		0	
	Vta	Sector	Vuelta	Sector	Vuelta	Sector	Vuelta	Sector	Vuelta	Sector	Vuelta	Sector	Vuelta	
43	IP1	27.505	27.505			25.338	25.338							
	IP2	16.458	43.963			15.079	40.417							
	IP3	32.783	1:16.746			30.371	1:10.788							
	FL	33.600	1:50.346			31.220	1:42.008							
44	IP1	27.376	27.376			27.200	27.200							
	IP2	16.415	43.791			15.393	42.593							
	IP3	32.629	1:16.420			35.397	1:17.990							
	FL	33.593	1:50.013			1:08:57	PIT EXIT							
45	IP1	27.048	27.048			29.636	29.636							
	IP2	16.462	43.510			15.532	45.168							
	IP3	32.567	1:16.077			31.154	1:16.322							
	FL	18:06.8	PIT EXIT			31.840	1:48.162							
46	IP1	34.833	34.833			25.708	25.708							
	IP2	16.920	51.753			15.113	40.821							
	IP3	33.264	1:25.017			30.791	1:11.612							
	FL	33.636	1:58.653			31.502	1:43.114							
47	IP1	27.228	27.228			25.554	25.554							
	IP2	16.414	43.642			15.097	40.651							
	IP3	32.674	1:16.316			30.669	1:11.320							
	FL	33.736	1:50.052			31.361	1:42.681							
48	IP1	26.986	26.986			25.486	25.486							
	IP2	16.420	43.406			15.159	40.645							
	IP3	32.303	1:15.709			30.409	1:11.054							
	FL	33.510	1:49.219			31.341	1:42.395							
49	IP1	26.922	26.922			25.394	25.394							
	IP2	16.446	43.368			15.141	40.535							
	IP3	32.324	1:15.692			30.319	1:10.854							
	FL	33.309	1:49.001			31.333	1:42.187							
50	IP1	26.942	26.942			25.251	25.251							
	IP2	16.367	43.309			15.117	40.368							
	IP3	34.575	1:17.884			30.217	1:10.585							
	FL	13:16.0	PIT EXIT			31.143	1:41.728							
51	IP1	32.675	32.675			27.429	27.429							
	IP2	16.656	49.331			15.740	43.169							
	IP3	32.753	1:22.084			33.891	1:17.060							
	FL	33.748	1:55.832			29:50.2	PIT EXIT							
52	IP1	27.226	27.226			30.296	30.296							
	IP2	16.371	43.597			15.367	45.663							
	IP3	32.266	1:15.863			31.271	1:16.934							
	FL	33.538	1:49.401			31.782	1:48.716							
53	IP1	28.904	28.904			25.585	25.585							
	IP2	16.460	45.364			15.112	40.697							
	IP3	32.369	1:17.733			30.787	1:11.484							
	FL	33.441	1:51.174			31.739	1:43.223							
54	IP1	27.031	27.031			25.800	25.800							
	IP2	16.357	43.388			15.005	40.805							
	IP3	32.280	1:15.668			30.666	1:11.471							
	FL	33.211	1:48.879			31.564	1:43.035							
55	IP1	26.855	26.855			25.400	25.400							
	IP2	16.363	43.218			14.975	40.375							
	IP3	32.164	1:15.382			30.286	1:10.661							
	FL	34.258	1:49.640			31.297	1:41.958							
56	IP1	26.969	26.969			25.325	25.325							
	IP2	16.286	43.255			14.979	40.304							
	IP3	32.316	1:15.571											
	FL	33.451	1:49.022											

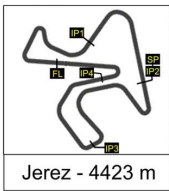


CIRCUITO DE JEREZ - WSBK TEST

Wednesday, January 22nd 2025

GLOBAL ANALYSIS

Número	222		245		345		0		0		0		0	
	Vta	Sector	Vuelta	Sector	Vuelta	Sector	Vuelta	Sector	Vuelta	Sector	Vuelta	Sector	Vuelta	
57	IP1	27.182	27.182											
	IP2	16.702	43.884											
	IP3	37.114	1:20.998											
	FL	21:12.8	PIT EXIT											
58	IP1	33.579	33.579											
	IP2	16.688	50.267											
	IP3	32.696	1:22.963											
	FL	33.521	1:56.484											
59	IP1	27.064	27.064											
	IP2	16.341	43.405											
	IP3	<u>32.023</u>	1:15.428											
	FL	33.363	1:48.791											
60	IP1	27.022	27.022											
	IP2	16.234	43.256											
	IP3	32.166	1:15.422											
	FL	<u>33.160</u>	1:48.582											
61	IP1	27.168	27.168											
	IP2	16.360	43.528											
	IP3	32.202	1:15.730											
	FL	33.421	1:49.151											
62	IP1	27.721	27.721											
	IP2	16.268	43.989											
	IP3	32.410	1:16.399											
	FL	33.290	1:49.689											
63	IP1	27.021	27.021											
	IP2	<u>16.216</u>	43.237											
	IP3	32.121	1:15.358											
	FL	33.686	1:49.044											
64	IP1	26.973	26.973											
	IP2	16.253	43.226											
	IP3	32.337	1:15.563											
	FL	33.364	1:48.927											
65	IP1	26.899	26.899											
	IP2	16.302	43.201											
	IP3	33.246	1:16.447											
	FL		-----											
66	IP1													
	IP2													
	IP3													
	FL													
67	IP1													
	IP2													
	IP3													
	FL													
68	IP1													
	IP2													
	IP3													
	FL													
69	IP1													
	IP2													
	IP3													
	FL													
70	IP1													
	IP2													
	IP3													
	FL													

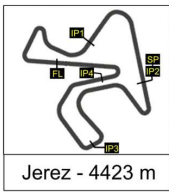


CIRCUITO DE JEREZ - WSBK TEST

Wednesday, January 22nd 2025

GLOBAL ANALYSIS

Número	222		245		345		0		0		0		0	
	Vta	Sector	Vuelta	Sector	Vuelta	Sector	Vuelta	Sector	Vuelta	Sector	Vuelta	Sector	Vuelta	
71	IP1													
	IP2													
	IP3													
	FL													
72	IP1													
	IP2													
	IP3													
	FL													
73	IP1													
	IP2													
	IP3													
	FL													
74	IP1													
	IP2													
	IP3													
	FL													
75	IP1													
	IP2													
	IP3													
	FL													
76	IP1													
	IP2													
	IP3													
	FL													
77	IP1													
	IP2													
	IP3													
	FL													
78	IP1													
	IP2													
	IP3													
	FL													
79	IP1													
	IP2													
	IP3													
	FL													
80	IP1													
	IP2													
	IP3													
	FL													
81	IP1													
	IP2													
	IP3													
	FL													
82	IP1													
	IP2													
	IP3													
	FL													
83	IP1													
	IP2													
	IP3													
	FL													
84	IP1													
	IP2													
	IP3													
	FL													

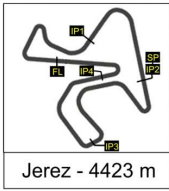


CIRCUITO DE JEREZ - WSBK TEST

Wednesday, January 22nd 2025

GLOBAL ANALYSIS

Número	222		245		345		0		0		0		0	
	Vta	Sector	Vuelta	Sector	Vuelta	Sector	Vuelta	Sector	Vuelta	Sector	Vuelta	Sector	Vuelta	
85	IP1													
	IP2													
	IP3													
	FL													
86	IP1													
	IP2													
	IP3													
	FL													
87	IP1													
	IP2													
	IP3													
	FL													
88	IP1													
	IP2													
	IP3													
	FL													
89	IP1													
	IP2													
	IP3													
	FL													
90	IP1													
	IP2													
	IP3													
	FL													
91	IP1													
	IP2													
	IP3													
	FL													
92	IP1													
	IP2													
	IP3													
	FL													
93	IP1													
	IP2													
	IP3													
	FL													
94	IP1													
	IP2													
	IP3													
	FL													
95	IP1													
	IP2													
	IP3													
	FL													
96	IP1													
	IP2													
	IP3													
	FL													
97	IP1													
	IP2													
	IP3													
	FL													
98	IP1													
	IP2													
	IP3													
	FL													



Jerez - 4423 m



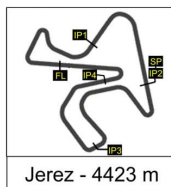
10

CIRCUITO DE JEREZ - WSBK TEST

Wednesday, January 22nd 2025

GLOBAL ANALYSIS

Número	222		245		345		0		0		0		0	
Vta	Sector	Vuelta	Sector	Vuelta	Sector	Vuelta	Sector	Vuelta	Sector	Vuelta	Sector	Vuelta	Sector	Vuelta
99	IP1 IP2 IP3 FL													



Jerez - 4423 m



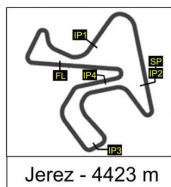
11

CIRCUITO DE JEREZ - WSBK TEST

Wednesday, January 22nd 2025

40 BEST LAPS

Dorsal	Piloto	Nat	Equipo	Maq.	Hora	Vuelta	Tiempo
11	Niccolo BULEGA	ITA	Ducati Aruba.it	DUCATI	15:21:29	41	1:38.731
11	Niccolo BULEGA	ITA	Ducati Aruba.it	DUCATI	15:19:50	40	1:38.972
29	Andrea IANNONE	ITA	Team Goeleven	DUCATI	16:17:09	55	1:39.181
45	Scott REDDING	GBR	MGM Bonovo Racing	DUCATI	17:35:30	73	1:39.280
31	Garret GERLOFF	USA	Kawasaki WorldSBK Team	KAWASAKI	16:29:13	60	1:39.332
147	Axel BASSANI	ITA	BbKRT	bimota	14:24:19	47	1:39.463
109	Danilo PETRUCCI	ITA	Barni Spark Racing Team	DUCATI	16:37:24	57	1:39.548
11	Niccolo BULEGA	ITA	Ducati Aruba.it	DUCATI	15:04:44	35	1:39.574
31	Garret GERLOFF	USA	Kawasaki WorldSBK Team	KAWASAKI	16:25:49	58	1:39.601
11	Niccolo BULEGA	ITA	Ducati Aruba.it	DUCATI	15:03:05	34	1:39.671
11	Niccolo BULEGA	ITA	Ducati Aruba.it	DUCATI	15:08:04	37	1:39.745
11	Niccolo BULEGA	ITA	Ducati Aruba.it	DUCATI	12:54:44	15	1:39.761
29	Andrea IANNONE	ITA	Team Goeleven	DUCATI	16:15:30	54	1:39.772
11	Niccolo BULEGA	ITA	Ducati Aruba.it	DUCATI	15:06:24	36	1:39.775
11	Niccolo BULEGA	ITA	Ducati Aruba.it	DUCATI	12:58:04	17	1:39.800
29	Andrea IANNONE	ITA	Team Goeleven	DUCATI	14:42:10	37	1:39.837
45	Scott REDDING	GBR	MGM Bonovo Racing	DUCATI	16:34:38	65	1:39.861
29	Andrea IANNONE	ITA	Team Goeleven	DUCATI	15:44:09	51	1:39.867
11	Niccolo BULEGA	ITA	Ducati Aruba.it	DUCATI	16:29:40	54	1:39.898
31	Garret GERLOFF	USA	Kawasaki WorldSBK Team	KAWASAKI	16:07:09	54	1:39.908
197	Xavi VIERGE	ESP	Team HRC WorldSBK	HONDA	16:05:47	29	1:39.916
11	Niccolo BULEGA	ITA	Ducati Aruba.it	DUCATI	16:27:60	53	1:39.960
11	Niccolo BULEGA	ITA	Ducati Aruba.it	DUCATI	16:26:20	52	1:39.963
11	Niccolo BULEGA	ITA	Ducati Aruba.it	DUCATI	12:59:44	18	1:39.993
11	Niccolo BULEGA	ITA	Ducati Aruba.it	DUCATI	12:56:24	16	1:39.995
29	Andrea IANNONE	ITA	Team Goeleven	DUCATI	14:52:48	43	1:39.996
11	Niccolo BULEGA	ITA	Ducati Aruba.it	DUCATI	16:24:40	51	1:40.012
129	Andrea IANNONE	ITA	Team Goeleven	DUCATI	16:56:27	2	1:40.042
11	Niccolo BULEGA	ITA	Ducati Aruba.it	DUCATI	16:56:26	58	1:40.098
11	Niccolo BULEGA	ITA	Ducati Aruba.it	DUCATI	13:25:53	25	1:40.128
119	Alvaro BAUTISTA	ESP	Ducati Aruba.it	DUCATI	16:08:52	45	1:40.135
45	Scott REDDING	GBR	MGM Bonovo Racing	DUCATI	16:36:18	66	1:40.138
119	Alvaro BAUTISTA	ESP	Ducati Aruba.it	DUCATI	15:44:08	39	1:40.147
11	Niccolo BULEGA	ITA	Ducati Aruba.it	DUCATI	16:04:10	47	1:40.152
45	Scott REDDING	GBR	MGM Bonovo Racing	DUCATI	15:58:42	56	1:40.173
45	Scott REDDING	GBR	MGM Bonovo Racing	DUCATI	16:08:52	62	1:40.178
147	Axel BASSANI	ITA	BbKRT	bimota	12:43:30	30	1:40.178
197	Xavi VIERGE	ESP	Team HRC WorldSBK	HONDA	16:53:57	40	1:40.193
11	Niccolo BULEGA	ITA	Ducati Aruba.it	DUCATI	14:51:36	30	1:40.195
197	Xavi VIERGE	ESP	Team HRC WorldSBK	HONDA	15:10:10	17	1:40.204



Jerez - 4423 m



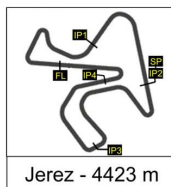
12

CIRCUITO DE JEREZ - WSBK TEST

Wednesday, January 22nd 2025

TOP FIVE LAPS

Piloto	Nat	Equipo	Top Five Laps						
11	Niccolo	BULEGA	ITA	Ducati Aruba.it	1:38.731	1:38.972	1:39.574	1:39.671	1:39.745
29	Andrea	IANNONE	ITA	Team Goeleven	1:39.181	1:39.772	1:39.837	1:39.867	1:39.996
45	Scott	REDDING	GBR	MGM Bonovo Racing	1:39.280	1:39.861	1:40.138	1:40.173	1:40.178
31	Garret	GERLOFF	USA	Kawasaki WorldSBK Team	1:39.332	1:39.601	1:39.908	1:40.225	1:40.341
147	Axel	BASSANI	ITA	BbKRT	1:39.463	1:40.178	1:40.220	1:40.276	1:40.357
109	Danilo	PETRUCCI	ITA	Barni Spark Racing Team	1:39.548	1:40.282	1:40.331	1:40.363	1:40.380
197	Xavi	VIERGE	ESP	Team HRC WorldSBK	1:39.916	1:40.193	1:40.204	1:40.381	1:40.416
129	Andrea	IANNONE	ITA	Team Goeleven	1:40.042	1:41.447	1:42.371	1:43.034	1:47.641
119	Alvaro	BAUTISTA	ESP	Ducati Aruba.it	1:40.135	1:40.147	1:40.266	1:40.278	1:40.360
214	Sam	LOWES	GBR	ELF Marc VDS Racing Team	1:40.207	1:40.218	1:40.284	1:40.347	1:40.547
122	Alex	LOWES	GBR	BbKRT	1:40.270	1:40.323	1:40.385	1:40.471	1:40.611
160	Michael	VD MARK	NED	Rokit BMW Motorrad WorldSBK Tea	1:40.285	1:41.104	1:41.157	1:41.212	1:41.738
87	Remy	GARDNER	AUS	GYTR GRT Yamaha WorldSBK Tea	1:40.293	1:40.483	1:40.522	1:40.734	1:40.775
97	Xavi	VIERGE	ESP	Team HRC WorldSBK	1:40.312	1:40.487	1:40.667	1:40.682	1:40.699
19	Alvaro	BAUTISTA	ESP	Ducati Aruba.it	1:40.341	1:40.615	1:40.664	1:40.685	1:40.765
111	Niccolo	BULEGA	ITA	Ducati Aruba.it	1:40.344	1:40.458	1:40.575	1:40.581	1:40.663
165	Jonathan	REA	GBR	Pata Maxus Yamaha	1:40.368	1:40.445	1:40.455	1:40.476	1:40.557
60	Michael	VD MARK	NED	Rokit BMW Motorrad WorldSBK Tea	1:40.452	1:40.692	1:40.870	1:40.927	1:41.010
65	Jonathan	REA	GBR	Pata Maxus Yamaha	1:40.462	1:40.516	1:40.579	1:40.596	1:40.741
117	Ryan	VICKERS	GBR	Motocorsa Racing	1:40.586	1:40.713	1:40.734	1:41.778	1:41.795
22	Alex	LOWES	GBR	BbKRT	1:40.618	1:40.646	1:40.768	1:40.998	1:41.013
17	Ryan	VICKERS	GBR	Motocorsa Racing	1:40.871	1:41.052	1:41.128	1:41.277	1:41.367
55	Andrea	LOCATELLI	ITA	Pata Maxus Yamaha	1:40.989	1:41.267	1:41.309	1:41.324	1:41.371
131	Garret	GERLOFF	USA	Kawasaki WorldSBK Team	1:41.236	1:41.354	1:41.365	1:42.532	1:42.662
47	Axel	BASSANI	ITA	BbKRT	1:41.241	1:41.389	1:42.414	1:43.143	1:52.443
37	Markus	REITERBERGER	GER	BMW Motorrad Test Team	1:41.276	1:42.232	1:42.631	1:42.843	1:42.893
99	Bahattin	SOFUOGLU	TUR	Yamaha Motoracing WorldSBK Team	1:41.296	1:41.388	1:41.548	1:41.650	1:41.670
105	Yari	MONTELLA	ITA	Barni Spark Racing Team	1:41.308	1:41.361	1:41.417	1:41.558	1:41.605
77	Dominique	AERGERTER	SWI	GYTR GRT Yamaha WorldSBK Tea	1:41.488	1:41.579	1:41.581	1:41.722	1:41.886
245	Tetsuya	NAGASHIMA	JAP	HRC Test Team	1:41.498	1:41.803	1:41.908	1:41.997	1:42.016
212	Borja	GÓMEZ	ESP	Team HRC WorldSBK	1:41.525	1:41.577	1:41.682	1:41.719	1:41.892
53	Tito	RABAT	ESP	Yamaha Motoracing WorldSBK Team	1:41.591	1:41.693	1:41.715	1:41.745	1:41.773



Jerez - 4423 m



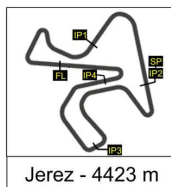
12

CIRCUITO DE JEREZ - WSBK TEST

Wednesday, January 22nd 2025

TOP FIVE LAPS

Piloto	Nat	Equipo	Top Five Laps				
187 Remy GARDNER	AUS	GYTR GRT Yamaha WorldSBK Tea	1:41.605	1:41.635	1:41.766	1:41.894	1:42.213
112 Borja GÓMEZ	ESP	Team HRC WorldSBK	1:41.669	1:41.914	1:41.961	1:42.070	1:42.085
95 Tarran MACKENZIE	GBR	Petronas Mie Honda Racing	1:41.715	1:41.923	1:42.068	1:42.081	1:42.104
345 Tetsuya NAGASHIMA	JAP	HRC Test Team	1:41.728	1:41.753	1:41.958	1:42.008	1:42.158
155 Andrea LOCATELLI	ITA	Pata Maxus Yamaha	1:41.845	1:42.562	1:42.861	1:43.098	1:58.174
12 Xavi FORÉS	ESP	bimota by Kawasaki Racing Team	1:41.926	1:42.351	1:42.646	1:42.988	1:43.056
177 Dominique AERGERTER	SWI	GYTR GRT Yamaha WorldSBK Tea	1:42.054	1:42.221	1:42.307	1:42.437	1:42.605
66 Florian ALT	GER	Honda Germany	1:42.182	1:42.449	1:42.491	1:42.500	1:42.513
40 Roman RAMOS	ESP	Kawasaki Palmeto Jdo Racing Team	1:42.438	1:42.446	1:42.490	1:42.502	1:42.511
145 Scott REDDING	GBR	MGM Bonovo Racing	1:42.611	1:42.811	1:55.740	PIT EXIT	PIT EXIT
50 Sylvain GUINTOLI	FRA	BMW Motorrad Test Team	1:42.787	1:42.819	1:42.833	1:43.349	1:43.455
23 Marcel SCHRÖTTER	GER	World Supersport Project Racing	1:43.289	1:43.325	1:43.348	1:43.378	1:43.426
27 Kaito TOBA	JAP	Petronas Mie Honda Racing	1:43.504	1:44.129	1:44.257	1:44.420	1:44.592
52 Jeremy ALCOBA	ESP	Kawasaki WorldSSP Team	1:43.811	1:43.816	1:43.867	1:43.979	1:43.986
150 Ondrej VOSTALEK	CZE	World Supersport Project Racing	1:44.079	1:44.095	1:44.188	1:44.220	1:44.255
103 QJ PROTO		QJ Factory Team	1:44.344	1:44.523	1:44.618	1:44.786	1:45.295
6 Corentin PEROLARI	FRA	Honda Racing World Supersport	1:44.416	1:44.458	1:44.472	1:44.480	1:44.508
101 QJ MOTO 1		QJ Factory Team	1:44.435	1:44.512	1:44.686	1:44.811	1:44.886
106 Michael DUNLOP	GBR	Milwaukee Ducati	1:48.440	1:48.755	1:48.832	1:49.024	1:49.152
222 Ana CARRASCO	ESP	Honda Racing World Supersport	1:48.582	1:48.791	1:48.879	1:48.927	1:49.001



Jerez - 4423 m



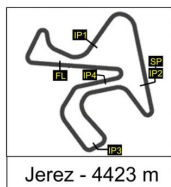
13

CIRCUITO DE JEREZ - WSBK TEST

Wednesday, January 22nd 2025

40 BEST MAXIMUM SPEEDS

Dorsal	Piloto	Nat	Equipo	Maq.	Hora	Vuelta	Vmax
109	Daniilo PETRUCCI	ITA	Barni Spark Racing Team	DUCATI	10:58:09	3	274,1
29	Andrea IANNONE	ITA	Team Goeleven	DUCATI	10:53:23	2	272,0
29	Andrea IANNONE	ITA	Team Goeleven	DUCATI	13:33:32	31	272,0
119	Alvaro BAUTISTA	ESP	Ducati Aruba.it	DUCATI	10:44:02	4	270,7
29	Andrea IANNONE	ITA	Team Goeleven	DUCATI	11:31:59	11	270,7
214	Sam LOWES	GBR	ELF Marc VDS Racing Team	DUCATI	11:33:12	20	269,3
45	Scott REDDING	GBR	MGM Bonovo Racing	DUCATI	16:07:52	61	269,3
119	Alvaro BAUTISTA	ESP	Ducati Aruba.it	DUCATI	11:21:16	13	269,3
119	Alvaro BAUTISTA	ESP	Ducati Aruba.it	DUCATI	11:22:57	14	269,3
119	Alvaro BAUTISTA	ESP	Ducati Aruba.it	DUCATI	11:19:35	12	269,3
29	Andrea IANNONE	ITA	Team Goeleven	DUCATI	13:31:51	30	269,3
117	Ryan VICKERS	GBR	Motocorsa Racing	DUCATI	10:32:30	7	268,7
214	Sam LOWES	GBR	ELF Marc VDS Racing Team	DUCATI	10:49:54	7	268,7
214	Sam LOWES	GBR	ELF Marc VDS Racing Team	DUCATI	11:26:25	16	268,7
97	Xavi VIERGE	ESP	Team HRC WorldSBK	HONDA	10:53:14	2	268,7
119	Alvaro BAUTISTA	ESP	Ducati Aruba.it	DUCATI	10:47:25	6	268,7
19	Alvaro BAUTISTA	ESP	Ducati Aruba.it	DUCATI	12:02:55	7	268,7
29	Andrea IANNONE	ITA	Team Goeleven	DUCATI	10:51:40	1	268,7
11	Niccolo BULEGA	ITA	Ducati Aruba.it	DUCATI	10:53:23	2	268,7
29	Andrea IANNONE	ITA	Team Goeleven	DUCATI	10:56:51	4	268,7
109	Daniilo PETRUCCI	ITA	Barni Spark Racing Team	DUCATI	10:56:27	2	268,7
109	Daniilo PETRUCCI	ITA	Barni Spark Racing Team	DUCATI	10:59:50	4	268,7
11	Niccolo BULEGA	ITA	Ducati Aruba.it	DUCATI	11:10:54	9	268,7
11	Niccolo BULEGA	ITA	Ducati Aruba.it	DUCATI	11:04:11	5	268,7
11	Niccolo BULEGA	ITA	Ducati Aruba.it	DUCATI	11:07:33	7	268,7
11	Niccolo BULEGA	ITA	Ducati Aruba.it	DUCATI	11:09:13	8	268,7
147	Axel BASSANI	ITA	BbKRT	bimota	12:40:50	28	268,7
29	Andrea IANNONE	ITA	Team Goeleven	DUCATI	12:24:23	24	268,7
29	Andrea IANNONE	ITA	Team Goeleven	DUCATI	12:26:04	25	268,7
29	Andrea IANNONE	ITA	Team Goeleven	DUCATI	12:19:08	21	268,7
109	Daniilo PETRUCCI	ITA	Barni Spark Racing Team	DUCATI	17:12:04	62	268,2
45	Scott REDDING	GBR	MGM Bonovo Racing	DUCATI	10:20:53	7	268,0
117	Ryan VICKERS	GBR	Motocorsa Racing	DUCATI	10:27:19	4	268,0
117	Ryan VICKERS	GBR	Motocorsa Racing	DUCATI	10:58:40	10	268,0
119	Alvaro BAUTISTA	ESP	Ducati Aruba.it	DUCATI	10:42:21	3	268,0
47	Axel BASSANI	ITA	BbKRT	bimota	10:36:33	3	268,0
105	Yari MONTELLA	ITA	Barni Spark Racing Team	DUCATI	10:58:09	7	268,0
109	Daniilo PETRUCCI	ITA	Barni Spark Racing Team	DUCATI	11:01:32	5	268,0
29	Andrea IANNONE	ITA	Team Goeleven	DUCATI	11:02:09	7	268,0
11	Niccolo BULEGA	ITA	Ducati Aruba.it	DUCATI	11:05:52	6	268,0



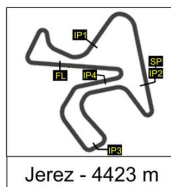
Jerez - 4423 m

CIRCUITO DE JEREZ - WSBK TEST

Wednesday, January 22nd 2025

TOP FIVE MAXIMUM SPEEDS

Piloto	Nat	Equipo	Top Five Vmax				
109 Danilo PETRUCCI	ITA	Barni Spark Racing Team	274,1	268,7	268,7	268,2	268,0
29 Andrea IANNONE	ITA	Team Goeleven	272,0	272,0	270,7	269,3	268,7
119 Alvaro BAUTISTA	ESP	Ducati Aruba.it	270,7	269,3	269,3	269,3	268,7
214 Sam LOWES	GBR	ELF Marc VDS Racing Team	269,3	268,7	268,7	268,0	268,0
45 Scott REDDING	GBR	MGM Bonovo Racing	269,3	268,0	268,0	268,0	268,0
11 Niccolo BULEGA	ITA	Ducati Aruba.it	268,7	268,7	268,7	268,7	268,7
19 Alvaro BAUTISTA	ESP	Ducati Aruba.it	268,7	268,0	268,0	268,0	268,0
117 Ryan VICKERS	GBR	Motocorsa Racing	268,7	268,0	268,0	267,3	267,3
147 Axel BASSANI	ITA	BbKRT	268,7	268,0	266,7	266,0	266,0
97 Xavi VIERGE	ESP	Team HRC WorldSBK	268,7	266,7	266,7	266,0	266,0
105 Yari MONTELLA	ITA	Barni Spark Racing Team	268,0	267,3	266,7	266,7	266,0
47 Axel BASSANI	ITA	BbKRT	268,0	263,4	262,1	261,5	261,5
17 Ryan VICKERS	GBR	Motocorsa Racing	267,3	266,7	266,7	266,0	266,0
31 Garret GERLOFF	USA	Kawasaki WorldSBK Team	267,3	266,0	266,0	264,7	264,7
197 Xavi VIERGE	ESP	Team HRC WorldSBK	267,3	266,0	265,4	264,8	264,7
122 Alex LOWES	GBR	BbKRT	267,3	266,0	265,4	264,7	264,7
145 Scott REDDING	GBR	MGM Bonovo Racing	267,3	265,4	264,7	264,4	264,2
60 Michael VD MARK	NED	Rokit BMW Motorrad WorldSBK Tea	266,7	266,0	266,0	265,9	265,8
111 Niccolo BULEGA	ITA	Ducati Aruba.it	266,7	266,0	265,4	265,4	264,7
160 Michael VD MARK	NED	Rokit BMW Motorrad WorldSBK Tea	266,7	266,0	265,4	264,7	264,1
345 Tetsuya NAGASHIMA	JAP	HRC Test Team	266,1	261,5	260,9	260,9	260,2
22 Alex LOWES	GBR	BbKRT	266,0	264,1	264,1	264,1	263,4
50 Sylvain GUINTOLI	FRA	BMW Motorrad Test Team	265,3	265,0	264,7	264,7	264,1
129 Andrea IANNONE	ITA	Team Goeleven	265,2	265,2	263,3	263,3	261,3
87 Remy GARDNER	AUS	GYTR GRT Yamaha WorldSBK Tea	264,7	263,4	263,4	262,8	262,8
131 Garret GERLOFF	USA	Kawasaki WorldSBK Team	264,7	263,4	263,4	262,8	262,1
53 Tito RABAT	ESP	Yamaha Motoracing WorldSBK Team	264,7	260,2	260,2	260,2	259,6
165 Jonathan REA	GBR	Pata Maxus Yamaha	263,4	263,4	261,5	261,5	261,5
55 Andrea LOCATELLI	ITA	Pata Maxus Yamaha	263,4	262,8	262,8	262,6	262,6
66 Florian ALT	GER	Honda Germany	262,8	261,4	260,9	260,9	260,4
37 Markus REITERBERGER	GER	BMW Motorrad Test Team	262,1	262,1	261,5	260,9	260,4
112 Borja GÓMEZ	ESP	Team HRC WorldSBK	262,1	261,5	260,9	260,2	260,2



Jerez - 4423 m

CIRCUITO DE JEREZ - WSBK TEST

Wednesday, January 22nd 2025

TOP FIVE MAXIMUM SPEEDS

Piloto	Nat	Equipo	Top Five Vmax				
187 Remy GARDNER	AUS	GYTR GRT Yamaha WorldSBK Tea	262,1	260,9	260,2	260,2	259,6
212 Borja GÓMEZ	ESP	Team HRC WorldSBK	261,5	261,5	260,9	260,9	260,9
95 Tarran MACKENZIE	GBR	Petronas Mie Honda Racing	261,5	260,9	260,9	260,2	260,2
65 Jonathan REA	GBR	Pata Maxus Yamaha	261,5	260,9	260,2	260,2	260,2
77 Dominique AERGERTER	SWI	GYTR GRT Yamaha WorldSBK Tea	261,5	260,2	260,2	260,2	260,2
245 Tetsuya NAGASHIMA	JAP	HRC Test Team	260,9	260,9	259,6	259,6	259,6
99 Bahattin SOFUOGLU	TUR	Yamaha Motoracing WorldSBK Team	260,9	259,6	258,4	257,8	257,8
177 Dominique AERGERTER	SWI	GYTR GRT Yamaha WorldSBK Tea	260,9	259,0	258,4	258,4	258,4
12 Xavi FORÉS	ESP	bimota by Kawasaki Racing Team	260,7	259,6	258,9	258,5	258,2
155 Andrea LOCATELLI	ITA	Pata Maxus Yamaha	260,2	260,2	259,6	259,0	258,4
40 Roman RAMOS	ESP	Kawasaki Palmeto Jdo Racing Team	254,7	253,5	253,5	252,9	252,9
23 Marcel SCHRÖTTER	GER	World Supersport Project Racing	235,3	231,8	231,8	231,3	231,3
52 Jeremy ALCOBA	ESP	Kawasaki WorldSSP Team	234,8	234,3	233,8	233,4	233,3
27 Kaito TOBA	JAP	Petronas Mie Honda Racing	230,8	230,8	230,3	230,3	229,8
150 Ondrej VOSTALEK	CZE	World Supersport Project Racing	230,8	230,7	230,4	229,8	229,8
6 Corentin PEROLARI	FRA	Honda Racing World Supersport	230,3	230,3	229,8	229,3	229,3
103 QJ PROTO		QJ Factory Team	229,5	228,4	228,0	227,8	227,8
101 QJ MOTO 1		QJ Factory Team	228,3	227,8	227,4	227,4	226,9
106 Michael DUNLOP	GBR	Milwaukee Ducati	226,4	226,4	226,4	225,9	225,9
222 Ana CARRASCO	ESP	Honda Racing World Supersport	223,6	223,6	223,6	223,1	223,1



Jerez - 4423 m



6

CIRCUITO DE JEREZ - WSBK TEST
Wednesday, January 22nd 2025
INDIVIDUAL ANALYSIS
6.- Corentin PEROLARI - Honda Racing World Supersport

Lap	Time	IP1	IP2	IP3	VMax	FL
1	10:25:15	30.100 30.100	16.423 46.523	32.467 1:18.990	225,9	33.125 1:52.115
2	10:27:01	26.225 26.225	15.808 42.033	31.237 1:13.270	229,8	32.450 1:45.720
3	10:28:46	25.951 25.951	15.812 41.763	31.124 1:12.887	230,3	32.276 1:45.163
4	10:30:30	25.862 25.862	15.733 41.595	30.886 1:12.481	229,3	32.293 1:44.774
5	10:52:35	28.107 28.107	16.111 44.218	31.895 1:16.113	226,9	20:48.163 PIT EXIT
6	10:54:33	37.776 37.776	16.218 53.994	31.670 1:25.664	226,9	32.602 1:58.266
7	10:56:19	26.016 26.016	15.831 41.847	31.222 1:13.069	227,4	32.443 1:45.512
8	10:58:04	25.940 25.940	15.732 41.672	31.197 1:12.869	229,3	32.163 1:45.032
9	11:09:06	27.472 27.472	16.652 44.124	32.931 1:17.055	221,8	9:45.513 PIT EXIT
10	11:10:57	30.879 30.879	16.099 46.978	31.662 1:18.640	226,9	32.668 1:51.308
11	11:12:43	26.068 26.068	15.781 41.849	30.960 1:12.809	228,8	32.356 1:45.165
12	11:14:30	25.957 25.957	17.113 43.070	31.958 1:15.028	225,5	32.752 1:47.780
13	11:38:15	26.291 26.291	16.592 42.883	32.497 1:15.380	223,1	22:29.478 PIT EXIT
14	11:40:13	37.818 37.818	16.099 53.917	31.856 1:25.773	225	32.462 1:58.235
15	11:41:58	25.814 25.814	15.709 41.523	30.839 1:12.362	227,4	32.118 1:44.480
16	11:43:43	25.879 25.879	15.710 41.589	30.955 1:12.544	227,4	32.092 1:44.636
17	11:45:34	<u>25.753</u> <u>25.753</u>	18.934 44.687	34.809 1:19.496	170,1	32.349 1:51.845
18	11:47:19	25.782 25.782	15.724 <u>41.506</u>	30.901 1:12.407	228,3	<u>32.051</u> 1:44.458
19	12:29:39	27.091 27.091	16.146 43.237	32.510 1:15.747	225,5	41:04.470 PIT EXIT
20	12:31:40	40.390 40.390	16.283 56.673	31.840 1:28.513	222,7	32.585 2:01.098
21	12:33:25	26.005 26.005	15.806 41.811	31.170 1:12.981	227,4	32.224 1:45.205
22	12:35:11	25.938 25.938	15.895 41.833	31.132 1:12.965	225,9	32.318 1:45.283
23	12:36:56	26.144 26.144	15.725 41.869	30.964 1:12.833	227,8	32.331 1:45.164



Jerez - 4423 m



6

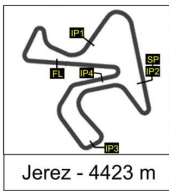
CIRCUITO DE JEREZ - WSBK TEST

Wednesday, January 22nd 2025

INDIVIDUAL ANALYSIS

6.- Corentin PEROLARI - Honda Racing World Supersport

Lap	Time	IP1	IP2	IP3	VMax	FL
24	12:38:41	25.925 25.925	15.844 41.769	30.995 1:12.764	226,4	32.294 1:45.058
25	13:25:06	28.950 28.950	16.141 45.091	32.657 1:17.748	225,5	45:07.416 PIT EXIT
26	13:27:02		46.104 46.104	36.824 1:22.928	223,1	32.822 1:55.750
27	13:28:46		41.574 41.574	30.833 1:12.407	226,9	32.101 1:44.508
28	13:30:38		41.616 41.616	37.363 1:18.979	226,9	33.033 1:52.012
29	13:32:23		41.612 41.612	30.870 1:12.482	227,8	32.060 1:44.542
30	13:34:08		41.587 41.587	30.955 1:12.542	226,4	32.344 1:44.886
31	13:35:53	25.991 25.991	15.777 41.768	30.867 1:12.635	226,9	32.253 1:44.888
32	13:37:37		41.713 41.713	30.863 1:12.576	225,9	32.108 1:44.684
33	15:37:32		41.705 41.705	32.257 1:13.962	226,9	1:58:40.211 PIT EXIT
34	15:39:28	36.168 36.168	16.181 52.349	31.396 1:23.745	224,5	32.807 1:56.552
35	15:41:14	26.130 26.130	15.909 42.039	31.296 1:13.335	225,5	32.374 1:45.709
36	15:43:03	26.222 26.222	18.264 44.486	31.895 1:16.381	220,9	32.655 1:49.036
37	16:03:54	25.987 25.987	18.080 44.067	33.745 1:17.812	190,1	19:33.338 PIT EXIT
38	16:05:47	32.964 32.964	16.104 49.068	31.396 1:20.464	224,1	32.492 1:52.956
39	16:07:32	25.874 25.874	15.966 41.840	30.851 1:12.691	228,8	32.206 1:44.897
40	16:09:19	25.974 25.974	16.177 42.151	31.702 1:13.853	228,3	33.464 1:47.317
41	16:11:04	25.842 25.842	15.685 41.527	30.804 1:12.331	230,3	32.085 1:44.416
42	16:12:48	25.847 25.847	15.722 41.569	30.792 1:12.361	228,8	32.111 1:44.472
43	16:14:33	25.858 25.858	15.849 41.707	30.895 1:12.602	227,8	32.191 1:44.793
44	16:16:17	25.769 25.769	15.839 41.608	30.813 1:12.421	226,9	32.148 1:44.569
45		28.396 28.396	16.460 44.856	32.645 1:17.501	224,5	-----



CIRCUITO DE JEREZ - WSBK TEST
Wednesday, January 22nd 2025
INDIVIDUAL ANALYSIS
6.- Corentin PEROLARI - Honda Racing World Supersport

Lap	Time	IP1	IP2	IP3	VMax	FL
Mejor Sectores	FL - IP1	IP1 - IP2	IP2 - IP3	IP3 - FL		
	25.753	15.685	30.792	32.051		



Jerez - 4423 m



11

CIRCUITO DE JEREZ - WSBK TEST
Wednesday, January 22nd 2025
INDIVIDUAL ANALYSIS
11.- Niccolò BULEGA - Ducati Aruba.it

Lap	Time	IP1	IP2	IP3	VMax	FL
1	10:50:58	32.492 32.492	16.142 48.634	33.917 1:22.551	252,9	32.701 1:55.252
2	10:52:43	26.187 26.187	15.012 41.199	31.581 1:12.780	266	31.619 1:44.399
3	10:54:25	25.450 25.450	14.963 40.413	30.495 1:10.908	268,7	31.354 1:42.262
4	11:01:42	27.053 27.053	16.246 43.299	33.009 1:16.308	207,3	6:00.585 PIT EXIT
5	11:03:30	30.587 30.587	15.187 45.774	30.973 1:16.747	266	31.704 1:48.451
6	11:05:12	25.430 25.430	14.772 40.202	30.248 1:10.450	268,7	30.948 1:41.398
7	11:06:53	25.189 25.189	14.776 39.965	30.248 1:10.213	268	30.789 1:41.002
8	11:08:34	25.307 25.307	14.679 39.986	30.119 1:10.105	268,7	30.676 1:40.781
9	11:10:14	25.008 25.008	14.651 39.659	30.252 1:09.911	268,7	30.615 1:40.526
10	11:11:56	25.343 25.343	14.798 40.141	30.395 1:10.536	268,7	31.026 1:41.562
11	12:44:29	25.119 25.119	17.471 42.590	33.332 1:15.922	200	1:31:17.148 PIT EXIT
12	12:46:18	31.370 31.370	15.311 46.681	30.981 1:17.662	251,2	31.041 1:48.703
13	12:51:19	25.005 25.005	14.630 39.635	29.854 1:09.489	264,1	3:52.208 PIT EXIT
14	12:53:04	29.155 29.155	14.868 44.023	30.210 1:14.233	264,7	30.840 1:45.073
15	12:54:44	24.786 24.786	14.607 39.393	29.822 1:09.215	264,1	30.546 1:39.761
16	12:56:24	24.938 24.938	14.619 39.557	29.830 1:09.387	266,7	30.608 1:39.995
17	12:58:04	24.941 24.941	14.678 39.619	29.759 1:09.378	266	30.422 1:39.800
18	12:59:44	24.904 24.904	14.613 39.517	29.916 1:09.433	266,7	30.560 1:39.993
19	13:15:46	27.610 27.610	15.777 43.387	32.185 1:15.572	240	14:46.632 PIT EXIT
20	13:17:31	28.927 28.927	14.962 43.889	30.396 1:14.285	260,9	31.021 1:45.306
21	13:19:12	24.966 24.966	14.787 39.753	29.907 1:09.660	262,1	30.659 1:40.319
22	13:20:52	24.987 24.987	14.809 39.796	29.847 1:09.643	264,1	30.619 1:40.262
23	13:22:32	25.024 25.024	14.632 39.656	29.794 1:09.450	263,4	30.914 1:40.364



Jerez - 4423 m



11

CIRCUITO DE JEREZ - WSBK TEST
Wednesday, January 22nd 2025
INDIVIDUAL ANALYSIS
11.- Niccolò BULEGA - Ducati Aruba.it

Lap	Time	IP1	IP2	IP3	VMax	FL
24	13:24:13	25.217 25.217	14.726 39.943	29.858 1:09.801	264,1	30.599 1:40.400
25	13:25:53	25.020 25.020	14.717 39.737	29.762 1:09.499	266,7	30.629 1:40.128
26	14:44:44	28.640 28.640	14.781 43.421	30.767 1:14.188	266,7	1:17:37.246 PIT EXIT
27	14:46:34	31.724 31.724	15.694 47.418	31.269 1:18.687	247,1	31.386 1:50.073
28	14:48:16	25.303 25.303	14.812 40.115	30.261 1:10.376	262,1	30.791 1:41.167
29	14:49:56	24.985 24.985	14.717 39.702	29.974 1:09.676	264,1	30.658 1:40.334
30	14:51:36	24.946 24.946	14.765 39.711	29.950 1:09.661	261,5	30.534 1:40.195
31	14:57:57	26.935 26.935	15.988 42.923	32.082 1:15.005	235,8	5:05.776 PIT EXIT
32	14:59:44	31.259 31.259	14.919 46.178	30.097 1:16.275	266	30.684 1:46.959
33	15:01:25	24.975 24.975	14.739 39.714	30.428 1:10.142	266,7	31.190 1:41.332
34	15:03:05	24.847 24.847	14.703 39.550	29.740 1:09.290	264,7	30.381 1:39.671
35	15:04:44	24.845 24.845	14.704 39.549	29.677 1:09.226	266	30.348 1:39.574
36	15:06:24	24.789 24.789	14.612 39.401	29.784 1:09.185	266	30.590 1:39.775
37	15:08:04	24.792 24.792	14.741 39.533	29.843 1:09.376	265,4	30.369 1:39.745
38	15:16:25	24.929 24.929	14.698 39.627	29.956 1:09.583	264,1	7:12.022 PIT EXIT
39	15:18:12	30.029 30.029	15.011 45.040	30.281 1:15.321	263,4	30.709 1:46.030
40	15:19:50	24.671 24.671	14.560 39.231	29.521 1:08.752	265,4	30.220 1:38.972
41	15:21:29	<u>24.511</u> <u>24.511</u>	<u>14.523</u> <u>39.034</u>	<u>29.501</u> <u>1:08.535</u>	266	<u>30.196</u> 1:38.731
42	15:55:38	28.044 28.044	15.911 43.955	33.608 1:17.563	236,8	32:51.218 PIT EXIT
43	15:57:27	31.291 31.291	15.428 46.719	31.084 1:17.803	256,5	31.335 1:49.138
44	15:59:08	25.210 25.210	14.819 40.029	30.188 1:10.217	263,4	30.822 1:41.039
45	16:00:49	25.154 25.154	14.757 39.911	29.923 1:09.834	265,4	30.765 1:40.599
46	16:02:30	25.180 25.180	14.788 39.968	29.969 1:09.937	266	30.799 1:40.736



Jerez - 4423 m



11

CIRCUITO DE JEREZ - WSBK TEST
Wednesday, January 22nd 2025
INDIVIDUAL ANALYSIS
11.- Niccolo BULEGA - Ducati Aruba.it

Lap	Time	IP1	IP2	IP3	VMax	FL
47	16:04:010	24.972 24.972	14.794 39.766	29.858 1:09.624	266	30.528 1:40.152
48	16:05:50	25.048 25.048	14.747 39.795	29.944 1:09.739	266,7	30.562 1:40.301
49	16:21:13	29.104 29.104	16.186 45.290	32.735 1:18.025	228,3	14:05.011 PIT EXIT
50	16:22:60	30.755 30.755	15.010 45.765	30.453 1:16.218	264,1	30.832 1:47.050
51	16:24:40	24.921 24.921	14.696 39.617	29.886 1:09.503	264,7	30.509 1:40.012
52	16:26:20	24.934 24.934	14.695 39.629	29.747 1:09.376	266,7	30.587 1:39.963
53	16:27:60	24.952 24.952	14.725 39.677	29.758 1:09.435	266,7	30.525 1:39.960
54	16:29:40	24.892 24.892	14.688 39.580	29.785 1:09.365	266,9	30.533 1:39.898
55	16:51:14	31.647 31.647	16.467 48.114	33.724 1:21.838	230,1	20:12.584 PIT EXIT
56	16:53:05	33.297 33.297	15.407 48.704	31.025 1:19.729	261,1	31.025 1:50.754
57	16:54:46	25.063 25.063	14.797 39.860	30.019 1:09.879	267,9	30.738 1:40.617
58	16:56:26	24.908 24.908	14.738 39.646	29.906 1:09.552	266,4	30.546 1:40.098
59	17:23:30	29.431 29.431	15.165 44.596	32.853 1:17.449	262,3	25:46.411 PIT EXIT
60	17:25:17	30.604 30.604	15.241 45.845	30.565 1:16.410	257,1	31.131 1:47.541
61	17:26:58	25.193 25.193	14.762 39.955	30.295 1:10.250	265,6	30.910 1:41.160
62	17:28:39	25.071 25.071	14.819 39.890	29.962 1:09.852	266,1	30.659 1:40.511
63	17:31:21	29.170 29.170	17.706 46.876	33.722 1:20.598	165,3	1:21.778 PIT EXIT
64		33.019 33.019	16.489 49.508	32.721 1:22.229	235	-----

Mejor Sectores	FL - IP1	IP1 - IP2	IP2 - IP3	IP3 - FL
	24.511	14.523	29.501	30.196



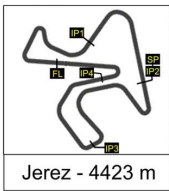
Jerez - 4423 m



12

CIRCUITO DE JEREZ - WSBK TEST
Wednesday, January 22nd 2025
INDIVIDUAL ANALYSIS
12.- Xavi FORÉS - bimota by Kawasaki Racing Team

Lap	Time	IP1	IP2	IP3	VMax	FL
1	16:01:07	32.553 32.553	15.930 48.483	32.969 1:21.452	252,9	32.554 1:54.006
2	16:02:51	26.075 26.075	15.374 41.449	31.067 1:12.516	257,1	31.806 1:44.322
3	16:04:35	26.013 26.013	15.355 41.368	30.775 1:12.143	255,3	31.741 1:43.884
4	16:06:19	26.574 26.574	15.118 41.692	30.891 1:12.583	259,6	31.698 1:44.281
5	16:32:03	26.180 26.180	15.921 42.101	32.400 1:14.501	246	24:29.398 PIT EXIT
6	16:33:52	30.472 30.472	15.383 45.855	31.365 1:17.220	257	31.921 1:49.141
7	16:35:38	27.908 27.908	15.264 43.172	30.857 1:14.029	258,9	31.984 1:46.013
8	16:37:21	25.693 25.693	15.161 40.854	30.669 1:11.523	257,8	31.533 1:43.056
9	16:39:05	25.860 25.860	15.244 41.104	30.690 1:11.794	256	31.592 1:43.386
10	16:59:57	27.383 27.383	16.216 43.599	32.298 1:15.897	241,9	19:36.102 PIT EXIT
11	17:01:51	32.991 32.991	15.714 48.705	33.488 1:22.193	251,2	31.786 1:53.979
12	17:03:34	25.957 25.957	15.308 41.265	30.792 1:12.057	256,6	31.521 1:43.578
13	17:05:17	25.624 25.624	15.178 40.802	30.661 1:11.463	256,6	31.525 1:42.988
14	17:07:00	25.774 25.774	15.173 40.947	30.665 1:11.612	258,5	31.458 1:43.070
15	17:16:38	29.864 29.864	16.043 45.907	32.108 1:18.015	246	8:19.818 PIT EXIT
16	17:18:47	31.817 31.817	15.210 47.027	32.186 1:19.213	258,2	49.695 2:08.908
17	17:20:33	28.998 28.998	15.312 44.310	30.604 1:14.914	255,3	31.337 1:46.251
18	17:22:15	<u>25.395</u> <u>25.395</u>	<u>14.948</u> <u>40.343</u>	30.451 <u>1:10.794</u>	260,7	<u>31.132</u> 1:41.926
19	17:44:56	25.622 25.622	15.200 40.822	<u>30.374</u> 1:11.196	258,2	21:29.555 PIT EXIT
20	17:46:47	31.035 31.035	15.710 46.745	32.525 1:19.270	251,6	31.816 1:51.086
21	17:48:30	25.586 25.586	15.132 40.718	30.546 1:11.264	256	31.382 1:42.646
22	17:50:18	28.501 28.501	15.339 43.840	32.867 1:16.707	257,2	31.551 1:48.258
23	17:52:00	25.512 25.512	15.067 40.579	30.385 1:10.964	258,1	31.387 1:42.351



CIRCUITO DE JEREZ - WSBK TEST
Wednesday, January 22nd 2025
INDIVIDUAL ANALYSIS
12.- Xavi FORÉS - bimota by Kawasaki Racing Team

Lap	Time	IP1	IP2	IP3	VMax	FL
24		28.009 28.009	16.479 44.488	31.880 1:16.368	236,3	-----

Mejor Sectores	FL - IP1	IP1 - IP2	IP2 - IP3	IP3 - FL
	25.395	14.948	30.374	31.132



Jerez - 4423 m



17

CIRCUITO DE JEREZ - WSBK TEST
Wednesday, January 22nd 2025
INDIVIDUAL ANALYSIS
17.- Ryan VICKERS - Motocorsa Racing

Lap	Time	IP1	IP2	IP3	VMax	FL
1	12:30:36	32.238 32.238	16.172 48.410	32.374 1:20.784	236,8	32.012 1:52.796
2	12:32:19	25.801 25.801	15.181 40.982	30.812 1:11.794	260,2	31.272 1:43.066
3	12:34:01	25.554 25.554	15.241 40.795	30.605 1:11.400	264,7	31.410 1:42.810
4	12:35:46	27.383 27.383	15.164 42.547	30.602 1:13.149	262,8	31.240 1:44.389
5	12:37:28	25.634 25.634	14.979 40.613	30.526 1:11.139	265,4	31.370 1:42.509
6	12:51:53	27.246 27.246	15.855 43.101	32.031 1:15.132	236,8	13:09.751 PIT EXIT
7	12:53:45	32.517 32.517	16.238 48.755	31.402 1:20.157	255,3	31.528 1:51.685
8	12:55:28	25.663 25.663	15.103 40.766	30.502 1:11.268	261,5	31.348 1:42.616
9	12:57:13	26.310 26.310	15.074 41.384	32.364 1:13.748	266	31.341 1:45.089
10	12:58:56	26.005 26.005	15.334 41.339	30.614 1:11.953	265,4	31.362 1:43.315
11	13:00:38	25.549 25.549	15.065 40.614	30.484 1:11.098	265,4	31.275 1:42.373
12	13:15:02	28.732 28.732	16.041 44.773	32.042 1:16.815	242,7	13:06.416 PIT EXIT
13	13:16:50	30.446 30.446	15.192 45.638	30.879 1:16.517	260,9	31.460 1:47.977
14	13:18:31	25.465 25.465	15.006 40.471	30.243 1:10.714	264,1	31.090 1:41.804
15	13:20:13	25.313 25.313	14.969 40.282	30.260 1:10.542	262,8	30.942 1:41.484
16	13:21:54	25.205 25.205	14.931 40.136	30.291 1:10.427	263,4	30.940 1:41.367
17	13:23:36	25.279 25.279	14.862 40.141	30.225 1:10.366	266	31.263 1:41.629
18	13:25:17	25.260 25.260	14.907 40.167	30.345 1:10.512	264,1	31.060 1:41.572
19	13:26:59	25.353 25.353	14.876 40.229	30.288 1:10.517	266,7	31.139 1:41.656
20	13:43:18	27.980 27.980	18.022 46.002	32.136 1:18.138	223,6	15:00.621 PIT EXIT
21	13:45:11	32.287 32.287	16.982 49.269	32.925 1:22.194	171,2	31.376 1:53.570
22	13:46:53	25.292 25.292	14.856 40.148	30.190 1:10.338	264,1	31.034 1:41.372
23	13:48:34	25.203 25.203	15.036 40.239	30.101 1:10.340	267,3	30.937 1:41.277



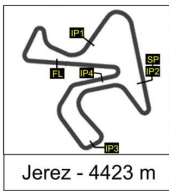
Jerez - 4423 m



17

CIRCUITO DE JEREZ - WSBK TEST
Wednesday, January 22nd 2025
INDIVIDUAL ANALYSIS
17.- Ryan VICKERS - Motocorsa Racing

Lap	Time	IP1	IP2	IP3	VMax	FL
24	13:50:21	28.498 28.498	15.202 43.700	32.241 1:15.941	263,4	31.110 1:47.051
25	13:52:02	25.317 25.317	14.885 40.202	30.246 1:10.448	263,4	30.947 1:41.395
26	13:53:44	25.357 25.357	14.954 40.311	30.614 1:10.925	266	30.875 1:41.800
27	15:09:51	26.615 26.615	16.053 42.668	32.407 1:15.075	234,8	1:14:51.768 PIT EXIT
28	15:11:42	31.710 31.710	15.895 47.605	31.896 1:19.501	246,6	31.555 1:51.056
29	15:13:24	25.651 25.651	14.973 40.624	30.255 1:10.879	264,1	31.026 1:41.905
30	15:15:07	25.395 25.395	14.982 40.377	31.518 1:11.895	265,4	31.286 1:43.181
31	15:16:49	25.385 25.385	14.954 40.339	30.342 1:10.681	265,4	31.059 1:41.740
32	15:18:31	25.410 25.410	14.986 40.396	30.323 1:10.719	263,4	31.136 1:41.855
33	15:35:07	27.555 27.555	17.206 44.761	32.426 1:17.187	160,7	15:19.441 PIT EXIT
34	15:37:07	31.633 31.633	15.385 47.018	41.404 1:28.422	258,4	31.474 1:59.896
35	15:38:50	25.340 25.340	14.894 40.234	30.634 1:10.868	264,7	31.632 1:42.500
36	15:40:31	25.161 25.161	14.788 39.949	30.061 1:10.010	265,4	30.861 1:40.871
37	15:42:12	25.480 25.480	14.827 40.307	30.195 1:10.502	265,4	30.960 1:41.462
38	15:43:53	25.226 25.226	14.876 40.102	30.099 1:10.201	264,7	30.927 1:41.128
39	15:45:39	25.667 25.667	16.625 42.292	32.122 1:14.414	227,8	31.361 1:45.775
40	15:47:20	25.206 25.206	14.896 40.102	30.145 1:10.247	265,4	30.805 1:41.052
41	16:10:05	27.897 27.897	15.800 43.697	31.869 1:15.566	240	21:29.629 PIT EXIT
42	16:11:56	32.751 32.751	15.463 48.214	31.019 1:19.233	255,3	31.458 1:50.691
43	16:13:37	25.373 25.373	14.896 40.269	30.248 1:10.517	265,4	30.896 1:41.413
44	16:15:19	25.386 25.386	14.897 40.283	30.124 1:10.407	266,7	31.076 1:41.483
45	16:26:44	27.029 27.029	15.398 42.427	31.251 1:13.678	261,5	10:11.157 PIT EXIT
46	16:28:36	34.067 34.067	15.659 49.726	31.171 1:20.897	258,4	31.411 1:52.308



CIRCUITO DE JEREZ - WSBK TEST
Wednesday, January 22nd 2025
INDIVIDUAL ANALYSIS
17.- Ryan VICKERS - Motocorsa Racing

Lap	Time	IP1	IP2	IP3	VMax	FL
47	16:30:17	25.254 25.254	14.943 40.197	30.139 1:10.336	264,9	31.044 1:41.380
48	16:31:59	25.091 25.091	14.880 39.971	30.402 1:10.373	264,7	31.489 1:41.862
49	16:33:41	25.357 25.357	14.838 40.195	30.317 1:10.512	265,1	31.111 1:41.623
50		42.201 42.201	29.416 1:11.617	45.724 1:57.341	153,6	-----

Mejor Sectores	FL - IP1	IP1 - IP2	IP2 - IP3	IP3 - FL
	25.091	14.788	30.061	30.805



Jerez - 4423 m

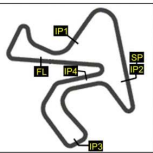


19

CIRCUITO DE JEREZ - WSBK TEST
Wednesday, January 22nd 2025
INDIVIDUAL ANALYSIS
19.- Alvaro BAUTISTA - Ducati Aruba.it

Lap	Time	IP1	IP2	IP3	VMax	FL
1	11:35:58	29.723 29.723	15.399 45.122	31.508 1:16.630	253,5	31.076 1:47.706
2	11:53:45	25.341 25.341	14.838 40.179	30.490 1:10.669	264,7	16:36.188 PIT EXIT
3	11:55:31	29.606 29.606	14.905 44.511	30.597 1:15.108	264,7	31.002 1:46.110
4	11:57:12	25.175 25.175	14.698 39.873	30.218 1:10.091	264,7	30.594 1:40.685
5	11:58:52	<u>25.093</u> <u>25.093</u>	<u>14.575</u> <u>39.668</u>	30.046 <u>1:09.714</u>	268	30.627 1:40.341
6	12:00:33	25.195 25.195	14.806 40.001	30.164 1:10.165	266,7	30.713 1:40.878
7	12:02:15	26.531 26.531	14.825 41.356	30.374 1:11.730	267,3	30.633 1:42.363
8	12:03:56	25.111 25.111	14.747 39.858	30.224 1:10.082	268,7	<u>30.533</u> 1:40.615
9	12:05:37	25.133 25.133	14.734 39.867	29.995 1:09.862	266,7	30.802 1:40.664
10	13:22:35	27.213 27.213	15.340 42.553	31.432 1:13.985	264,1	1:15:44.265 PIT EXIT
11	13:24:23	31.015 31.015	15.136 46.151	30.695 1:16.846	255,9	31.050 1:47.896
12	13:26:04	25.479 25.479	14.802 40.281	30.092 1:10.373	266,7	30.646 1:41.019
13	13:27:45	25.417 25.417	14.782 40.199	30.025 1:10.224	268	30.647 1:40.871
14	13:29:25	25.168 25.168	14.722 39.890	30.037 1:09.927	267,3	30.838 1:40.765
15	13:31:10	29.014 29.014	14.932 43.946	30.246 1:14.192	268	30.811 1:45.003
16	13:32:51	25.364 25.364	14.749 40.113	<u>29.976</u> 1:10.089	268	30.701 1:40.790
17	13:34:32	25.173 25.173	14.893 40.066	30.071 1:10.137	266	30.819 1:40.956
18		29.273 29.273	15.734 45.007	31.641 1:16.648	249,4	-----

Mejor Sectores	FL - IP1	IP1 - IP2	IP2 - IP3	IP3 - FL
	25.093	14.575	29.976	30.533



Jerez - 4423 m

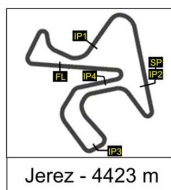


22

CIRCUITO DE JEREZ - WSBK TEST
Wednesday, January 22nd 2025
INDIVIDUAL ANALYSIS
22.- Alex LOWES - BbKRT

Lap	Time	IP1	IP2	IP3	VMax	FL
1	12:09:35	32.917 32.917	15.570 48.487	32.627 1:21.114	260,2	31.861 1:52.975
2	12:11:17	25.550 25.550	15.061 40.611	30.400 1:11.011	260,9	31.182 1:42.193
3	12:31:13	25.515 25.515	16.498 42.013	33.165 1:15.178	261,5	18:40.605 PIT EXIT
4	12:33:01	30.869 30.869	15.236 46.105	31.253 1:17.358	260,2	31.201 1:48.559
5	12:34:44	25.876 25.876	15.027 40.903	30.491 1:11.394	262,8	30.986 1:42.380
6	12:36:25	25.234 25.234	14.955 40.189	30.080 1:10.269	264,1	<u>30.729</u> 1:40.998
7	12:38:06	25.212 25.212	14.885 40.097	30.100 1:10.197	266	30.816 1:41.013
8	12:39:47	25.246 25.246	15.035 40.281	30.059 1:10.340	262,1	30.844 1:41.184
9	13:01:46	28.826 28.826	16.042 44.868	32.394 1:17.262	254,7	20:42.105 PIT EXIT
10	13:03:34	30.581 30.581	15.228 45.809	30.649 1:16.458	260,2	31.458 1:47.916
11	13:05:16	25.330 25.330	14.950 40.280	30.357 1:10.637	262,8	31.079 1:41.716
12	13:21:07	25.417 25.417	15.567 40.984	31.102 1:12.086	262,8	14:38.476 PIT EXIT
13	13:22:54	30.621 30.621	15.158 45.779	30.557 1:16.336	260,2	31.116 1:47.452
14	13:24:35	25.340 25.340	14.907 40.247	30.034 1:10.281	259	30.899 1:41.180
15	13:26:16	25.140 25.140	14.889 40.029	29.971 1:10.000	263,4	30.768 1:40.768
16	13:27:58	25.275 25.275	<u>14.881</u> 40.156	30.735 1:10.891	264,1	30.830 1:41.721
17	13:29:38	25.073 25.073	14.916 39.989	<u>29.810</u> 1:09.799	262,1	30.819 1:40.618
18	13:31:19	25.098 25.098	14.884 39.982	29.888 1:09.870	264,1	30.776 1:40.646
19		<u>25.028</u> 25.028	14.951 <u>39.979</u>	32.930 1:12.909	262,8	-----

Mejor Sectores	FL - IP1	IP1 - IP2	IP2 - IP3	IP3 - FL
	25.028	14.881	29.810	30.729



Jerez - 4423 m



23

CIRCUITO DE JEREZ - WSBK TEST
Wednesday, January 22nd 2025
INDIVIDUAL ANALYSIS
23.- Marcel SCHRÖTTER - World Supersport Project Racing

Lap	Time	IP1	IP2	IP3	VMax	FL
1	10:59:41	30.891 30.891	16.390 47.281	32.082 1:19.363	227,8	2:38.087 PIT EXIT
2	11:01:32	29.824 29.824	16.145 45.969	31.689 1:17.658	226,4	32.721 1:50.379
3	11:03:17	26.142 26.142	15.872 42.014	30.945 1:12.959	230,3	32.500 1:45.459
4	11:05:02	25.847 25.847	15.695 41.542	30.930 1:12.472	230,3	32.159 1:44.631
5	11:06:46	25.718 25.718	15.745 41.463	30.646 1:12.109	231,3	32.088 1:44.197
6	11:08:30	25.794 25.794	15.668 41.462	30.568 1:12.030	229,8	32.016 1:44.046
7	11:10:14	25.588 25.588	15.642 41.230	30.463 1:11.693	230,3	31.985 1:43.678
8	11:11:59	25.660 25.660	15.820 41.480	31.252 1:12.732	231,8	32.255 1:44.987
9	11:13:43	25.737 25.737	15.759 41.496	30.757 1:12.253	229,8	32.226 1:44.479
10	11:15:27	25.646 25.646	15.675 41.321	30.604 1:11.925	230,3	32.153 1:44.078
11	11:17:12	25.636 25.636	15.791 41.427	30.808 1:12.235	231,3	32.778 1:45.013
12	11:18:57	25.717 25.717	15.792 41.509	30.619 1:12.128	229,3	32.277 1:44.405
13	11:20:46	28.154 28.154	16.178 44.332	31.826 1:16.158	227,4	32.860 1:49.018
14	11:22:30	25.793 25.793	15.777 41.570	30.648 1:12.218	229,3	32.217 1:44.435
15	11:24:15	25.826 25.826	15.725 41.551	30.673 1:12.224	230,3	32.417 1:44.641
16	11:25:59	25.798 25.798	15.727 41.525	30.577 1:12.102	229,3	32.315 1:44.417
17	11:27:43	25.613 25.613	15.676 41.289	30.620 1:11.909	230,8	32.242 1:44.151
18	12:42:13	27.535 27.535	16.113 43.648	31.957 1:15.605	227,8	1:13:13.603 PIT EXIT
19	12:44:04	29.937 29.937	16.279 46.216	31.846 1:18.062	224,5	33.188 1:51.250
20	12:45:50	26.254 26.254	15.913 42.167	31.214 1:13.381	227,4	32.444 1:45.825
21	12:47:35	25.882 25.882	15.848 41.730	30.809 1:12.539	228,3	32.511 1:45.050
22	13:01:27	27.752 27.752	16.151 43.903	32.018 1:15.921	227,8	12:36.377 PIT EXIT
23	13:03:17	29.393 29.393	16.243 45.636	31.328 1:16.964	226,9	32.670 1:49.634



Jerez - 4423 m



23

CIRCUITO DE JEREZ - WSBK TEST
Wednesday, January 22nd 2025
INDIVIDUAL ANALYSIS
23.- Marcel SCHRÖTTER - World Supersport Project Racing

Lap	Time	IP1	IP2	IP3	VMax	FL
24	13:05:02	25.972	15.904	30.875	226,9	32.433
		25.972	41.876	1:12.751		1:45.184
25	13:06:47	25.787	15.842	30.830	227,4	32.333
		25.787	41.629	1:12.459		1:44.792
26	13:08:32	25.873	15.892	30.902	226,9	32.406
		25.873	41.765	1:12.667		1:45.073
27	13:10:16	25.880	15.881	30.690	228,8	32.296
		25.880	41.761	1:12.451		1:44.747
28	13:32:08	27.460	16.308	31.713	225,9	20:36.505
		27.460	43.768	1:15.481		PIT EXIT
29	13:33:58	29.726	16.223	31.291	223,1	32.662
		29.726	45.949	1:17.240		1:49.902
30	13:35:43	26.010	15.867	30.739	227,4	32.182
		26.010	41.877	1:12.616		1:44.798
31	13:37:27	25.652	15.801	30.471	227,4	32.041
		25.652	41.453	1:11.924		1:43.965
32	13:39:11	25.594	15.762	30.407	227,8	31.945
		25.594	41.356	1:11.763		1:43.708
33	13:40:58	28.140	15.952	30.599	227,8	32.238
		28.140	44.092	1:14.691		1:46.929
34	13:42:41	25.501	15.644	30.379	228,8	31.824
		25.501	41.145	1:11.524		1:43.348
35	13:44:28	28.085	16.053	30.674	226,9	32.152
		28.085	44.138	1:14.812		1:46.964
36	13:46:11	25.631	15.686	30.314	227,8	31.848
		25.631	41.317	1:11.631		1:43.479
37	15:44:24	25.459	15.717	30.342	228,8	1:57:00.879
		25.459	41.176	1:11.518		PIT EXIT
38	15:46:16	30.505	16.283	32.256	223,6	32.948
		30.505	46.788	1:19.044		1:51.992
39	15:48:01	26.136	15.972	30.880	226,9	32.399
		26.136	42.108	1:12.988		1:45.387
40	15:49:46	25.828	15.831	30.856	227,8	32.376
		25.828	41.659	1:12.515		1:44.891
41	15:51:31	25.725	15.798	30.565	228,3	32.302
		25.725	41.523	1:12.088		1:44.390
42	15:53:15	25.676	15.817	30.642	228,8	32.211
		25.676	41.493	1:12.135		1:44.346
43	15:54:59	25.631	15.815	30.562	227,4	32.110
		25.631	41.446	1:12.008		1:44.118
44	15:56:43	25.700	15.773	30.770	228,8	32.180
		25.700	41.473	1:12.243		1:44.423
45	16:26:31	25.908	15.905	32.674	229,8	28:32.857
		25.908	41.813	1:14.487		PIT EXIT
46	16:29:50	30.148	16.085	32.287	226,9	2:00.739
		30.148	46.233	1:18.520		PIT EXIT



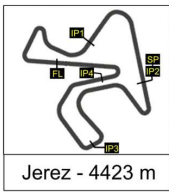
Jerez - 4423 m



23

CIRCUITO DE JEREZ - WSBK TEST
Wednesday, January 22nd 2025
INDIVIDUAL ANALYSIS
23.- Marcel SCHRÖTTER - World Supersport Project Racing

Lap	Time	IP1	IP2	IP3	VMax	FL
47	16:31:39	28.881 28.881	16.148 45.029	31.143 1:16.172	224,9	32.568 1:48.740
48	16:33:23	25.717 25.717	15.753 41.470	30.564 1:12.034	227,7	32.337 1:44.371
49	16:35:07	25.664 25.664	15.714 41.378	30.564 1:11.942	227,8	32.188 1:44.130
50	16:36:51	25.609 25.609	15.688 41.297	30.619 1:11.916	229,1	32.082 1:43.998
51	16:38:35	25.644 25.644	15.779 41.423	30.575 1:11.998	228,4	32.090 1:44.088
52	16:40:19	25.670 25.670	15.727 41.397	30.571 1:11.968	228,4	32.045 1:44.013
53	16:42:03	25.740 25.740	15.711 41.451	30.505 1:11.956	229,1	32.069 1:44.025
54	16:43:48	25.649 25.649	15.834 41.483	30.613 1:12.096	227,6	32.128 1:44.224
55	16:45:32	25.717 25.717	15.706 41.423	30.508 1:11.931	228,3	31.962 1:43.893
56	16:47:26	25.597 25.597	15.706 41.303	36.462 1:17.765	229,6	36.765 1:54.530
57	16:49:10	25.769 25.769	15.721 41.490	30.492 1:11.982	230	32.175 1:44.157
58	16:50:54	25.636 25.636	15.737 41.373	30.513 1:11.886	227,4	32.071 1:43.957
59	16:52:38	25.657 25.657	15.697 41.354	30.606 1:11.960	228,8	32.002 1:43.962
60	16:54:22	25.565 25.565	15.669 41.234	30.409 1:11.643	230,7	32.107 1:43.750
61	16:56:06	25.574 25.574	15.679 41.253	30.809 1:12.062	230,4	32.048 1:44.110
62	16:57:50	25.664 25.664	15.699 41.363	30.396 1:11.759	229,8	32.049 1:43.808
63	17:49:25	27.544 27.544	16.354 43.898	33.716 1:17.614	225,4	50:17.514 PIT EXIT
64	17:51:16	29.053 29.053	16.103 45.156	31.837 1:16.993	226,2	33.824 1:50.817
65	17:52:60	25.786 25.786	15.668 41.454	30.480 1:11.934	229,8	32.188 1:44.122
66	17:54:43	25.545 25.545	15.616 41.161	30.364 1:11.525	229,9	31.954 1:43.479
67	17:56:27	25.548 25.548	15.543 41.091	30.415 1:11.506	235,3	31.920 1:43.426
68	17:58:10	25.398 25.398	15.645 41.043	30.313 1:11.356	229,3	31.933 1:43.289
69	17:59:53	25.472 25.472	15.677 41.149	30.363 1:11.512	228,3	31.813 1:43.325



CIRCUITO DE JEREZ - WSBK TEST
Wednesday, January 22nd 2025
INDIVIDUAL ANALYSIS
23.- Marcel SCHRÖTTER - World Supersport Project Racing

Lap	Time	IP1	IP2	IP3	VMax	FL
70	18:01:37	25.525	15.581	30.323	231,8	31.949
		25.525	41.106	1:11.429		1:43.378
71		27.934	40.822	33.410	96,8	-----
		27.934	1:08.756	1:42.166		

Mejor Sectores	FL - IP1	IP1 - IP2	IP2 - IP3	IP3 - FL
	25.398	15.543	30.313	31.813



Jerez - 4423 m



27

CIRCUITO DE JEREZ - WSBK TEST
Wednesday, January 22nd 2025
INDIVIDUAL ANALYSIS
27.- Kaito TOBA - Petronas Mie Honda Racing

Lap	Time	IP1	IP2	IP3	VMax	FL
1	10:21:44	34.001 34.001	16.899 50.900	33.309 1:24.209	226,9	34.381 1:58.590
2	10:23:39	27.950 27.950	16.263 44.213	32.768 1:16.981	229,8	38.061 1:55.042
3	10:25:26	27.010 27.010	16.132 43.142	31.577 1:14.719	229,8	32.981 1:47.700
4	10:27:13	26.273 26.273	15.911 42.184	31.528 1:13.712	228,8	32.750 1:46.462
5	10:28:59	26.263 26.263	15.941 42.204	31.278 1:13.482	228,8	32.671 1:46.153
6	10:30:45	26.156 26.156	15.893 42.049	31.137 1:13.186	229,8	32.728 1:45.914
7	10:32:31	26.160 26.160	15.865 42.025	31.161 1:13.186	230,3	32.660 1:45.846
8	10:55:35	26.064 26.064	15.910 41.974	32.454 1:14.428	230,8	21:49.881 PIT EXIT
9	10:57:37	37.109 37.109	16.529 53.638	35.512 1:29.150	226,4	32.725 2:01.875
10	10:59:22	26.204 26.204	15.885 42.089	30.931 1:13.020	227,8	32.344 1:45.364
11	11:01:07	25.871 25.871	15.735 41.606	30.759 1:12.365	230,8	32.419 1:44.784
12	11:02:52	25.944 25.944	15.753 41.697	31.030 1:12.727	227,4	32.290 1:45.017
13	11:16:40	25.924 25.924	15.828 41.752	31.253 1:13.005	229,8	12:35.036 PIT EXIT
14	11:18:41	39.255 39.255	16.328 55.583	31.775 1:27.358	224,1	33.097 2:00.455
15	11:20:26	26.110 26.110	15.883 41.993	31.168 1:13.161	227,4	32.741 1:45.902
16	11:22:12	26.115 26.115	15.825 41.940	31.022 1:12.962	228,3	32.373 1:45.335
17	11:23:57	25.847 25.847	15.789 41.636	30.951 1:12.587	227,8	32.318 1:44.905
18	11:25:42	26.059 26.059	15.779 41.838	30.849 1:12.687	229,8	32.402 1:45.089
19	11:43:26	26.173 26.173	16.042 42.215	34.276 1:16.491	225	16:27.516 PIT EXIT
20	11:45:23	35.645 35.645	16.338 51.983	31.773 1:23.756	223,6	33.048 1:56.804
21	11:47:09	26.391 26.391	15.815 42.206	31.257 1:13.463	230,3	32.457 1:45.920
22	11:48:54	25.867 25.867	15.808 41.675	31.168 1:12.843	229,3	32.562 1:45.405
23	11:50:39	26.025 26.025	15.881 41.906	31.046 1:12.952	226,9	32.486 1:45.438



Jerez - 4423 m



27

CIRCUITO DE JEREZ - WSBK TEST
Wednesday, January 22nd 2025
INDIVIDUAL ANALYSIS
27.- Kaito TOBA - Petronas Mie Honda Racing

Lap	Time	IP1	IP2	IP3	VMax	FL
24	12:06:41	26.090 26.090	15.803 41.893	31.176 1:13.069	227,8	14:48.375 PIT EXIT
25	12:08:35	35.421 35.421	16.168 51.589	30.909 1:22.498	227,8	32.167 1:54.665
26	12:10:19	25.618 25.618	15.684 41.302	30.440 1:11.742	227,8	31.762 1:43.504
27	12:12:05	27.527 27.527	15.734 43.261	30.848 1:14.109	227,8	32.241 1:46.350
28	12:13:50	25.766 25.766	15.833 41.599	30.840 1:12.439	227,4	32.289 1:44.728
29	12:15:34	25.733 25.733	15.666 41.399	30.756 1:12.155	228,3	32.265 1:44.420
30	12:40:04	25.886 25.886	15.899 41.785	31.405 1:13.190	229,8	23:16.405 PIT EXIT
31	12:41:59	34.416 34.416	16.315 50.731	31.620 1:22.351	224,1	32.887 1:55.238
32	12:43:48	26.069 26.069	16.264 42.333	33.149 1:15.482	226,4	32.739 1:48.221
33	12:45:33	26.033 26.033	15.781 41.814	30.909 1:12.723	228,8	32.360 1:45.083
34	12:47:17	25.793 25.793	15.746 41.539	30.759 1:12.298	227,8	32.294 1:44.592
35	13:21:57	27.137 27.137	16.268 43.405	32.578 1:15.983	225,5	33:24.064 PIT EXIT
36	13:23:51	32.431 32.431	16.357 48.788	31.577 1:20.365	222,7	33.074 1:53.439
37	13:25:36	26.093 26.093	15.984 42.077	31.181 1:13.258	224,1	32.506 1:45.764
38	13:27:22	26.087 26.087	15.878 41.965	31.057 1:13.022	227,4	32.765 1:45.787
39	13:29:08	26.077 26.077	15.896 41.973	31.186 1:13.159	228,8	32.621 1:45.780
40	13:30:53	25.965 25.965	15.803 41.768	31.037 1:12.805	227,4	32.575 1:45.380
41	13:32:39	26.104 26.104	15.912 42.016	30.995 1:13.011	226,9	32.610 1:45.621
42	15:06:42	30.374 30.374	18.146 48.520	39.277 1:27.797	189,1	1:32:34.861 PIT EXIT
43	15:08:38	33.991 33.991	16.702 50.693	32.582 1:23.275	222,2	32.946 1:56.221
44	15:10:25	26.234 26.234	15.895 42.129	31.543 1:13.672	229,3	33.312 1:46.984
45	15:12:10	25.821 25.821	15.807 41.628	30.876 1:12.504	226,4	32.475 1:44.979
46	15:13:55	25.909 25.909	15.791 41.700	30.890 1:12.590	227,4	32.443 1:45.033



Jerez - 4423 m



27

CIRCUITO DE JEREZ - WSBK TEST
Wednesday, January 22nd 2025
INDIVIDUAL ANALYSIS
27.- Kaito TOBA - Petronas Mie Honda Racing

Lap	Time	IP1	IP2	IP3	VMax	FL
47	15:15:40	25.989 25.989	15.813 41.802	30.702 1:12.504	228,3	32.235 1:44.739
48	15:17:24	25.789 25.789	15.720 41.509	30.752 1:12.261	228,8	32.351 1:44.612
49	15:44:03	29.032 29.032	16.920 45.952	33.046 1:18.998	186,2	25:20.126 PIT EXIT
50	15:46:04	38.623 38.623	16.509 55.132	32.222 1:27.354	224,1	32.880 2:00.234
51	15:47:49	26.280 26.280	15.894 42.174	31.145 1:13.319	228,8	32.513 1:45.832
52	15:49:35	26.048 26.048	15.852 41.900	30.987 1:12.887	226,9	32.554 1:45.441
53	15:52:48	26.465 26.465	16.060 42.525	31.220 1:13.745	225	1:59.711 PIT EXIT
54	15:56:10	31.452 31.452	16.166 47.618	31.699 1:19.317	223,6	2:02.502 PIT EXIT
55	15:58:01	30.677 30.677	16.059 46.736	31.263 1:17.999	226,9	32.713 1:50.712
56	15:59:46	25.987 25.987	15.827 41.814	30.931 1:12.745	225	32.587 1:45.332
57	16:01:32	26.027 26.027	15.821 41.848	31.187 1:13.035	225,9	32.434 1:45.469
58	16:30:24	26.711 26.711	16.407 43.118	31.137 1:14.255	227,4	27:38.271 PIT EXIT
59	16:50:52	33.640 33.640	16.993 50.633	32.367 1:23.000	216	19:05.028 PIT EXIT
60	16:52:42	30.146 30.146	16.021 46.167	31.276 1:17.443	224,1	32.369 1:49.812
61	16:54:26	25.781 25.781	15.663 41.444	30.654 1:12.098	228,5	32.031 1:44.129
62	16:56:10	25.751 25.751	15.732 41.483	30.666 1:12.149	228,3	32.108 1:44.257
63	17:36:49	25.728 25.728	15.677 41.405	4:34.570 5:15.975	229,6	35:22.919 PIT EXIT
64	17:38:45	31.938 31.938	17.022 48.960	34.005 1:22.965	223,6	33.108 1:56.073
65	17:40:33	26.096 26.096	17.225 43.321	31.572 1:14.893	226,3	32.380 1:47.273
66		26.046 26.046	15.857 41.903	47.891 1:29.794	227,1	-----

Mejor Sectores	FL - IP1	IP1 - IP2	IP2 - IP3	IP3 - FL
	25.618	15.663	30.440	31.762



Jerez - 4423 m



29

CIRCUITO DE JEREZ - WSBK TEST
Wednesday, January 22nd 2025
INDIVIDUAL ANALYSIS
29.- Andrea IANNONE - Team Goeleven

Lap	Time	IP1	IP2	IP3	VMax	FL
1	10:50:59	33.596	16.926	36.038	228,3	38.133
		33.596	50.522	1:26.560		2:04.693
2	10:52:43	26.130	15.060	31.365	268,7	31.358
		26.130	41.190	1:12.555		1:43.913
3	10:54:25	25.468	14.832	30.653	272	31.105
		25.468	40.300	1:10.953		1:42.058
4	10:56:11	28.354	15.746	31.377	250	30.873
		28.354	44.100	1:15.477		1:46.350
5	10:57:52	25.115	14.641	30.208	268,7	30.821
		25.115	39.756	1:09.964		1:40.785
6	10:59:40	26.667	15.926	33.608	251,7	31.853
		26.667	42.593	1:16.201		1:48.054
7	11:01:30	29.271	16.860	32.145	198,9	31.082
		29.271	46.131	1:18.276		1:49.358
8	11:03:10	25.138	14.659	30.419	268	30.556
		25.138	39.797	1:10.216		1:40.772
9	11:27:34	26.730	15.513	32.215	262,1	23:08.797
		26.730	42.243	1:14.458		PIT EXIT
10	11:29:34	32.084	15.984	34.506	255,9	38.129
		32.084	48.068	1:22.574		2:00.703
11	11:31:19	25.497	14.822	31.490	268	32.594
		25.497	40.319	1:11.809		1:44.403
12	11:33:00	25.382	14.733	30.452	270,7	31.029
		25.382	40.115	1:10.567		1:41.596
13	11:34:47	28.054	15.222	30.969	266,7	31.896
		28.054	43.276	1:14.245		1:46.141
14	11:36:34	28.149	15.668	31.811	262,1	31.515
		28.149	43.817	1:15.628		1:47.143
15	11:38:15	25.369	14.835	30.427	266	30.846
		25.369	40.204	1:10.631		1:41.477
16	12:08:54	1:11.160	16.499	34.720	235,8	28:36.077
		1:11.160	1:27.659	2:02.379		PIT EXIT
17	12:10:49	35.511	15.945	31.943	247,7	31.761
		35.511	51.456	1:23.399		1:55.160
18	12:12:31	25.553	14.881	30.418	266	31.003
		25.553	40.434	1:10.852		1:41.855
19	12:14:11	25.072	14.703	30.075	266	30.774
		25.072	39.775	1:09.850		1:40.624
20	12:16:47	1:18.181	15.606	31.217	263,4	31.072
		1:18.181	1:33.787	2:05.004		2:36.076
21	12:18:28	25.084	14.796	30.241	263,4	30.862
		25.084	39.880	1:10.121		1:40.983
22	12:20:09	25.245	14.715	30.057	268,7	30.755
		25.245	39.960	1:10.017		1:40.772
23	12:21:58	32.459	14.945	30.580	266,7	30.791
		32.459	47.404	1:17.984		1:48.775



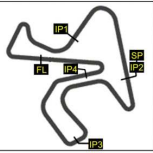
Jerez - 4423 m



29

CIRCUITO DE JEREZ - WSBK TEST
Wednesday, January 22nd 2025
INDIVIDUAL ANALYSIS
29.- Andrea IANNONE - Team Goeleven

Lap	Time	IP1	IP2	IP3	VMax	FL
24	12:23:43	26.622 26.622	15.255 41.877	32.035 1:13.912	264,1	31.501 1:45.413
25	12:25:24	24.981 24.981	14.724 39.705	30.046 1:09.751	268,7	30.782 1:40.533
26	12:27:04	25.034 25.034	14.674 39.708	29.929 1:09.637	268,7	30.635 1:40.272
27	13:25:27	26.204 26.204	15.970 42.174	32.928 1:15.102	247,7	57:07.470 PIT EXIT
28	13:27:40	38.079 38.079	18.275 56.354	34.647 1:31.001	168	42.044 2:13.045
29	13:29:27	26.407 26.407	16.621 43.028	32.843 1:15.871	170,9	31.323 1:47.194
30	13:31:08	25.254 25.254	14.833 40.087	30.250 1:10.337	264,7	30.853 1:41.190
31	13:32:52	27.926 27.926	14.734 42.660	30.030 1:12.690	269,3	30.771 1:43.461
32	13:34:33	25.340 25.340	15.062 40.402	30.545 1:10.947	272	30.917 1:41.864
33	13:36:14	25.048 25.048	14.728 39.776	30.078 1:09.854	266	30.686 1:40.540
34	14:36:54	28.776 28.776	16.138 44.914	32.542 1:17.456	246	59:22.197 PIT EXIT
35	14:38:50	29.600 29.600	16.732 46.332	33.064 1:19.396	210,5	36.518 1:55.914
36	14:40:30	25.222 25.222	14.788 40.010	30.129 1:10.139	266	30.670 1:40.809
37	14:42:10	24.799 24.799	14.696 39.495	29.826 1:09.321	264,1	30.516 1:39.837
38	14:44:11	29.966 29.966	17.348 47.314	34.819 1:22.133	178,8	38.697 2:00.830
39	14:45:57	25.070 25.070	17.137 42.207	32.514 1:14.721	223,1	31.705 1:46.426
40	14:47:46	27.861 27.861	15.641 43.502	31.768 1:15.270	263,4	32.938 1:48.208
41	14:49:27	25.160 25.160	15.316 40.476	30.463 1:10.939	264,1	30.920 1:41.859
42	14:51:08	24.877 24.877	14.834 39.711	29.928 1:09.639	265,4	30.615 1:40.254
43	14:52:48	24.988 24.988	14.766 39.754	29.747 1:09.501	265,4	30.495 1:39.996
44	14:54:28	24.986 24.986	14.839 39.825	29.885 1:09.710	267,3	30.543 1:40.253
45	15:33:49	28.612 28.612	17.009 45.621	34.777 1:20.398	204,2	38:00.356 PIT EXIT
46	15:35:39	30.628 30.628	15.909 46.537	32.185 1:18.722	244,3	31.547 1:50.269



Jerez - 4423 m



29

CIRCUITO DE JEREZ - WSBK TEST
Wednesday, January 22nd 2025
INDIVIDUAL ANALYSIS
29.- Andrea IANNONE - Team Goeleven

Lap	Time	IP1	IP2	IP3	VMax	FL
47	15:37:21	25.247 25.247	14.799 40.046	30.117 1:10.163	260,9	31.641 1:41.804
48	15:39:09	25.049 25.049	14.957 40.006	32.870 1:12.876	263,4	35.057 1:47.933
49	15:40:49	25.358 25.358	14.748 40.106	29.828 1:09.934	264,1	30.683 1:40.617
50	15:42:30	25.010 25.010	14.655 39.665	29.972 1:09.637	266	30.575 1:40.212
51	15:44:09	24.957 24.957	14.682 39.639	29.722 1:09.361	265,4	30.506 1:39.867
52	16:11:57	25.830 25.830	15.318 41.148	32.147 1:13.295	259	26:34.100 PIT EXIT
53	16:13:50	34.836 34.836	15.748 50.584	31.374 1:21.958	250,6	31.291 1:53.249
54	16:15:30	24.769 24.769	14.770 39.539	29.794 1:09.333	264,7	30.439 1:39.772
55	16:17:09	24.703 24.703	14.581 39.284	29.431 1:08.715	264,7	30.466 1:39.181
56	16:18:58	27.857 27.857	16.100 43.957	32.210 1:16.167	251,2	32.915 1:49.082
57	17:56:45	26.810 26.810	15.578 42.388	31.504 1:13.892	256,5	1:36:32.901 PIT EXIT
58	17:58:55	42.828 42.828	21.902 1:04.730	33.503 1:38.233	185,2	32.125 2:10.358
59	18:00:38	25.893 25.893	14.955 40.848	30.849 1:11.697	261,1	31.532 1:43.229
60		31.131 31.131	40.071 1:11.202	37.322 1:48.524	123,6	-----

Mejor Sectores	FL - IP1	IP1 - IP2	IP2 - IP3	IP3 - FL
	24.703	14.581	29.431	30.439



Jerez - 4423 m



31

CIRCUITO DE JEREZ - WSBK TEST
Wednesday, January 22nd 2025
INDIVIDUAL ANALYSIS
31.- Garret GERLOFF - Kawasaki WorldSBK Team

Lap	Time	IP1	IP2	IP3	VMax	FL
1	10:30:03	32.394 32.394	16.425 48.819	33.742 1:22.561	259	33.470 1:56.031
2	10:31:47	25.951 25.951	15.255 41.206	30.945 1:12.151	264,1	31.765 1:43.916
3	10:33:29	25.487 25.487	14.964 40.451	30.314 1:10.765	266	31.086 1:41.851
4	10:35:13	25.023 25.023	15.014 40.037	30.906 1:10.943	262,8	32.735 1:43.678
5	10:36:54	25.182 25.182	15.176 40.358	30.370 1:10.728	257,1	30.955 1:41.683
6	10:52:42	26.018 26.018	15.375 41.393	31.708 1:13.101	264,1	14:34.463 PIT EXIT
7	10:54:29	29.341 29.341	15.479 44.820	30.931 1:15.751	260,2	31.364 1:47.115
8	10:56:11	25.249 25.249	14.938 40.187	30.404 1:10.591	262,1	31.155 1:41.746
9	10:57:57	25.247 25.247	14.965 40.212	33.924 1:14.136	262,1	31.998 1:46.134
10	11:29:18	25.403 25.403	14.938 40.341	30.322 1:10.663	267,3	30:10.086 PIT EXIT
11	11:31:07	30.542 30.542	15.397 45.939	31.408 1:17.347	259	31.661 1:49.008
12	11:32:48	25.027 25.027	14.876 39.903	30.006 1:09.909	264,1	31.002 1:40.911
13	11:34:29	25.126 25.126	14.812 39.938	30.186 1:10.124	264,1	30.904 1:41.028
14	11:36:10	25.128 25.128	15.030 40.158	30.091 1:10.249	264,7	30.893 1:41.142
15	11:37:50	25.029 25.029	14.792 39.821	29.928 1:09.749	264,1	31.044 1:40.793
16	11:53:09	26.035 26.035	15.372 41.407	31.232 1:12.639	259	14:06.142 PIT EXIT
17	11:55:04	36.723 36.723	15.198 51.921	31.010 1:22.931	259	32.014 1:54.945
18	11:56:46	25.312 25.312	15.035 40.347	30.122 1:10.469	259,6	31.105 1:41.574
19	11:58:27	25.367 25.367	14.866 40.233	29.951 1:10.184	262,8	31.057 1:41.241
20	12:00:08	25.005 25.005	14.846 39.851	30.436 1:10.287	262,8	30.827 1:41.114
21	12:18:21	25.165 25.165	15.068 40.233	30.180 1:10.413	263,4	17:02.619 PIT EXIT
22	12:20:15	29.566 29.566	17.879 47.445	34.249 1:21.694	160,2	31.802 1:53.496
23	12:21:55	24.921 24.921	14.825 39.746	29.993 1:09.739	261,5	30.705 1:40.444



Jerez - 4423 m



31

CIRCUITO DE JEREZ - WSBK TEST
Wednesday, January 22nd 2025
INDIVIDUAL ANALYSIS
31.- Garret GERLOFF - Kawasaki WorldSBK Team

Lap	Time	IP1	IP2	IP3	VMax	FL
24	12:23:35	24.829 24.829	<u>14.741</u> 39.570	29.793 1:09.363	264,7	30.995 1:40.358
25	12:25:23	30.071 30.071	15.556 45.627	30.693 1:16.320	260,9	31.146 1:47.466
26	12:27:03	24.898 24.898	14.795 39.693	29.790 1:09.483	262,1	30.858 1:40.341
27	12:51:30	30.808 30.808	15.950 46.758	31.106 1:17.864	255,9	23:08.954 PIT EXIT
28	12:53:17	29.544 29.544	15.273 44.817	31.029 1:15.846	259	31.288 1:47.134
29	12:54:58	25.093 25.093	14.874 39.967	29.949 1:09.916	263,4	30.732 1:40.648
30	12:56:38	25.060 25.060	14.835 39.895	29.781 1:09.676	266	30.742 1:40.418
31	12:58:22	25.561 25.561	15.744 41.305	30.756 1:12.061	257,8	31.354 1:43.415
32	13:01:19	24.995 24.995	14.935 39.930	29.855 1:09.785	262,1	1:47.177 PIT EXIT
33	14:47:12	31.128 31.128	15.459 46.587	31.381 1:17.968	257,8	1:44:35.020 PIT EXIT
34	14:49:01	29.609 29.609	15.552 45.161	32.410 1:17.571	258,4	31.370 1:48.941
35	14:50:42	25.208 25.208	15.052 40.260	30.126 1:10.386	259,6	30.838 1:41.224
36	14:52:23	25.034 25.034	14.965 39.999	29.957 1:09.956	259,6	30.762 1:40.718
37	14:54:03	25.118 25.118	14.923 40.041	29.911 1:09.952	260,9	30.842 1:40.794
38	14:55:44	24.991 24.991	14.913 39.904	29.848 1:09.752	260,2	30.842 1:40.594
39	15:11:02	28.548 28.548	15.643 44.191	31.107 1:15.298	255,9	14:02.926 PIT EXIT
40	15:12:50	29.221 29.221	15.606 44.827	31.345 1:16.172	257,1	31.485 1:47.657
41	15:14:32	25.190 25.190	14.872 40.062	30.297 1:10.359	260,2	31.457 1:41.816
42	15:16:13	25.285 25.285	14.966 40.251	30.064 1:10.315	259	30.855 1:41.170
43	15:17:54	24.956 24.956	14.878 39.834	29.865 1:09.699	261,5	31.062 1:40.761
44	15:19:37	24.964 24.964	14.880 39.844	32.711 1:12.555	258,4	31.051 1:43.606
45	15:21:18	24.938 24.938	15.084 40.022	29.892 1:09.914	259	30.983 1:40.897
46	15:35:53	24.976 24.976	14.955 39.931	30.350 1:10.281	260,9	13:24.591 PIT EXIT



Jerez - 4423 m



31

CIRCUITO DE JEREZ - WSBK TEST
Wednesday, January 22nd 2025
INDIVIDUAL ANALYSIS
31.- Garret GERLOFF - Kawasaki WorldSBK Team

Lap	Time	IP1	IP2	IP3	VMax	FL
47	15:37:40	29.810 29.810	15.170 44.980	30.619 1:15.599	261,5	31.445 1:47.044
48	15:39:21	25.548 25.548	15.011 40.559	29.898 1:10.457	260,2	30.883 1:41.340
49	15:41:02	24.972 24.972	14.917 39.889	29.841 1:09.730	262,1	30.944 1:40.674
50	15:42:43	24.911 24.911	14.921 39.832	29.962 1:09.794	262,1	31.041 1:40.835
51	16:01:47	25.137 25.137	15.009 40.146	33.118 1:13.264	261,5	17:50.704 PIT EXIT
52	16:03:44	29.420 29.420	21.541 50.961	34.163 1:25.124	124,1	32.404 1:57.528
53	16:05:29	25.156 25.156	15.183 40.339	32.467 1:12.806	262,8	31.594 1:44.400
54	16:07:09	24.850 24.850	14.774 39.624	29.666 1:09.290	262,8	30.618 1:39.908
55	16:08:49	24.805 24.805	14.757 39.562	29.829 1:09.391	264,1	30.834 1:40.225
56	16:22:21	25.420 25.420	14.994 40.414	30.571 1:10.985	260,9	12:20.827 PIT EXIT
57	16:24:09	30.358 30.358	15.379 45.737	30.497 1:16.234	258,4	32.057 1:48.291
58	16:25:49	24.697 24.697	14.800 39.497	29.582 1:09.079	261,5	30.522 1:39.601
59	16:27:34	27.663 27.663	15.388 43.051	30.564 1:13.615	260,2	31.778 1:45.393
60	16:29:13	<u>24.629</u> <u>24.629</u>	14.762 <u>39.391</u>	<u>29.431</u> <u>1:08.822</u>	264,1	<u>30.510</u> 1:39.332
61	17:02:37	26.268 26.268	15.246 41.514	30.271 1:11.785	260,1	32:11.854 PIT EXIT
62	17:05:11	29.937 29.937	15.497 45.434	30.894 1:16.328	258,6	1:17.773 PIT EXIT
63		35.580 35.580	16.141 51.721	31.405 1:23.126	256,6	-----

Mejor Sectores	FL - IP1	IP1 - IP2	IP2 - IP3	IP3 - FL
	24.629	14.741	29.431	30.510



Jerez - 4423 m



37

CIRCUITO DE JEREZ - WSBK TEST
Wednesday, January 22nd 2025
INDIVIDUAL ANALYSIS
37.- Markus REITERBERGER - BMW Motorrad Test Team

Lap	Time	IP1	IP2	IP3	VMax	FL
1	10:47:01	32.103 32.103	16.369 48.472	34.606 1:23.078	242,7	28:15.144 PIT EXIT
2	10:48:58	33.843 33.843	17.307 51.150	33.329 1:24.479	255,3	32.789 1:57.268
3	10:50:43	26.207 26.207	15.348 41.555	31.315 1:12.870	259,6	31.926 1:44.796
4	10:52:32	26.150 26.150	15.577 41.727	34.730 1:16.457	257,8	32.179 1:48.636
5	10:54:16	26.331 26.331	15.247 41.578	31.032 1:12.610	260,2	31.843 1:44.453
6	10:56:00	25.934 25.934	15.311 41.245	31.079 1:12.324	260,2	31.853 1:44.177
7	10:57:57	30.611 30.611	16.093 46.704	38.043 1:24.747	250,6	32.011 1:56.758
8	10:59:41	26.053 26.053	15.207 41.260	31.021 1:12.281	262,1	31.605 1:43.886
9	11:01:30	30.270 30.270	15.586 45.856	31.279 1:17.135	257,8	31.971 1:49.106
10	11:03:14	25.831 25.831	15.153 40.984	30.961 1:11.945	262,1	31.518 1:43.463
11	11:49:58	31.110 31.110	15.681 46.791	33.052 1:19.843	254,1	45:23.997 PIT EXIT
12	11:51:49	31.156 31.156	15.666 46.822	32.483 1:19.305	259	32.579 1:51.884
13	11:53:33	25.939 25.939	15.289 41.228	30.919 1:12.147	257,1	31.750 1:43.897
14	11:55:17	25.898 25.898	15.218 41.116	30.802 1:11.918	259,6	31.660 1:43.578
15	11:57:03	25.868 25.868	15.128 40.996	30.827 1:11.823	259	34.686 1:46.509
16	12:39:31	45.842 45.842	16.823 1:02.665	34.354 1:37.019	247,7	40:50.229 PIT EXIT
17	12:41:20	30.045 30.045	15.667 45.712	31.714 1:17.426	254,1	32.167 1:49.593
18	12:51:42	26.719 26.719	15.300 42.019	31.940 1:13.959	257,1	9:07.535 PIT EXIT
19	12:53:31	29.436 29.436	15.679 45.115	32.223 1:17.338	253,5	32.345 1:49.683
20	12:55:15	25.712 25.712	15.180 40.892	30.794 1:11.686	261,5	31.625 1:43.311
21	12:57:03	28.724 28.724	15.782 44.506	31.701 1:16.207	251,7	31.839 1:48.046
22	12:58:47	25.822 25.822	15.190 41.012	30.973 1:11.985	260,2	31.814 1:43.799
23	13:00:31	26.625 26.625	15.234 41.859	31.088 1:12.947	255,3	31.769 1:44.716



Jerez - 4423 m



37

CIRCUITO DE JEREZ - WSBK TEST
Wednesday, January 22nd 2025
INDIVIDUAL ANALYSIS
37.- Markus REITERBERGER - BMW Motorrad Test Team

Lap	Time	IP1	IP2	IP3	VMax	FL
24	13:02:15	25.834 25.834	15.184 41.018	30.736 1:11.754	257,1	31.655 1:43.409
25	13:04:08	35.108 35.108	15.247 50.355	31.055 1:21.410	259	31.857 1:53.267
26	13:05:51	25.628 25.628	15.183 40.811	30.587 1:11.398	259,6	31.495 1:42.893
27	13:07:43	34.061 34.061	15.313 49.374	31.126 1:20.500	257,8	31.726 1:52.226
28	13:24:60	26.229 26.229	15.362 41.591	32.409 1:14.000	254,7	16:03.220 PIT EXIT
29	13:26:52	29.905 29.905	15.992 45.897	34.133 1:20.030	245,5	32.030 1:52.060
30	13:28:36	25.838 25.838	15.176 41.014	30.698 1:11.712	260,2	31.652 1:43.364
31	13:30:36	40.157 40.157	15.579 55.736	32.242 1:27.978	254,1	31.982 1:59.960
32	13:32:20	26.537 26.537	15.344 41.881	30.963 1:12.844	257,1	31.794 1:44.638
33	14:17:50	26.076 26.076	15.394 41.470	36.124 1:17.594	252,3	44:11.699 PIT EXIT
34	14:19:43	29.928 29.928	15.652 45.580	35.674 1:21.254	251,7	32.331 1:53.585
35	14:21:28	25.794 25.794	15.155 40.949	32.099 1:13.048	258,4	31.810 1:44.858
36	14:23:11	25.904 25.904	15.287 41.191	30.652 1:11.843	260,9	31.515 1:43.358
37	14:25:03	33.052 33.052	15.594 48.646	31.616 1:20.262	252,9	31.752 1:52.014
38	14:26:47	25.662 25.662	15.182 40.844	30.980 1:11.824	259,6	31.607 1:43.431
39	15:22:52	27.823 27.823	15.881 43.704	34.250 1:17.954	248,3	54:47.192 PIT EXIT
40	15:24:42	30.172 30.172	15.769 45.941	32.211 1:18.152	254,7	32.311 1:50.463
41	15:26:26	25.894 25.894	15.151 41.045	30.921 1:11.966	259,6	31.730 1:43.696
42	15:28:12	26.817 26.817	15.538 42.355	31.586 1:13.941	254,1	32.329 1:46.270
43	15:29:56	25.796 25.796	15.130 40.926	30.993 1:11.919	259	31.756 1:43.675
44	15:31:50	29.078 29.078	16.262 45.340	36.631 1:21.971	246	32.359 1:54.330
45	15:33:35	26.006 26.006	15.286 41.292	31.010 1:12.302	257,8	32.085 1:44.387
46	15:35:20	25.862 25.862	15.232 41.094	32.141 1:13.235	259	32.057 1:45.292



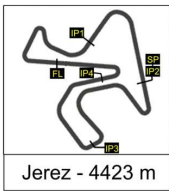
Jerez - 4423 m



37

CIRCUITO DE JEREZ - WSBK TEST
Wednesday, January 22nd 2025
INDIVIDUAL ANALYSIS
37.- Markus REITERBERGER - BMW Motorrad Test Team

Lap	Time	IP1	IP2	IP3	VMax	FL
47	15:37:05	25.890 25.890	15.106 40.996	31.487 1:12.483	259,6	31.902 1:44.385
48	16:15:10	31.157 31.157	15.886 47.043	34.261 1:21.304	245,5	36:44.448 PIT EXIT
49	16:17:02	32.385 32.385	15.582 47.967	31.520 1:19.487	257,1	31.988 1:51.475
50	16:18:47	26.532 26.532	15.380 41.912	31.037 1:12.949	257,8	31.947 1:44.896
51	16:20:31	25.815 25.815	15.367 41.182	31.086 1:12.268	256,5	31.763 1:44.031
52	16:45:31	30.337 30.337	15.890 46.227	34.044 1:20.271	247,7	23:40.418 PIT EXIT
53	16:47:25	32.613 32.613	15.722 48.335	32.510 1:20.845	253,6	32.375 1:53.220
54	16:49:09	26.006 26.006	15.319 41.325	31.249 1:12.574	256,6	31.856 1:44.430
55	16:50:52	25.682 25.682	15.144 40.826	30.640 1:11.466	256,3	31.377 1:42.843
56	16:52:35	25.507 25.507	15.082 40.589	30.925 1:11.514	258,2	31.476 1:42.990
57	16:54:18	25.614 25.614	15.086 40.700	30.750 1:11.450	258	31.545 1:42.995
58	17:16:07	28.006 28.006	15.646 43.652	39.081 1:22.733	251,9	20:26.230 PIT EXIT
59	17:17:56	29.727 29.727	15.576 45.303	32.095 1:17.398	255,1	32.023 1:49.421
60	17:19:39	25.719 25.719	15.164 40.883	30.611 1:11.494	257,1	31.416 1:42.910
61	17:21:33	32.601 32.601	15.742 48.343	33.677 1:22.020	252,7	31.916 1:53.936
62	17:23:16	25.719 25.719	15.084 40.803	30.461 1:11.264	259,2	31.367 1:42.631
63	17:33:07	27.356 27.356	15.877 43.233	34.431 1:17.664	242,2	8:33.590 PIT EXIT
64	17:34:56	30.851 30.851	15.240 46.091	31.042 1:17.133	258,5	32.180 1:49.313
65	17:36:39	25.537 25.537	15.115 40.652	30.850 1:11.502	257,9	31.720 1:43.222
66	17:38:22	25.695 25.695	15.101 40.796	30.657 1:11.453	256	31.461 1:42.914
67	17:40:05	25.491 25.491	15.051 40.542	30.410 1:10.952	258,6	31.280 1:42.232
68	17:49:28	31.693 31.693	15.498 47.191	36.278 1:23.469	252,9	8:00.030 PIT EXIT
69	17:51:14	28.977 28.977	15.186 44.163	30.683 1:14.846	258,6	31.476 1:46.322



CIRCUITO DE JEREZ - WSBK TEST
Wednesday, January 22nd 2025
INDIVIDUAL ANALYSIS
37.- Markus REITERBERGER - BMW Motorrad Test Team

Lap	Time	IP1	IP2	IP3	VMax	FL
70	17:52:56	<u>25.296</u> 25.296	<u>14.889</u> 40.185	<u>29.962</u> 1:10.147	260,4	<u>31.129</u> 1:41.276
71		25.444 25.444	15.371 40.815	36.725 1:17.540	244,4	-----

Mejor Sectores	FL - IP1	IP1 - IP2	IP2 - IP3	IP3 - FL
	25.296	14.889	29.962	31.129



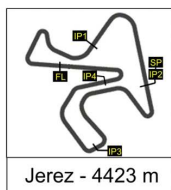
Jerez - 4423 m



40

CIRCUITO DE JEREZ - WSBK TEST
Wednesday, January 22nd 2025
INDIVIDUAL ANALYSIS
40.- Roman RAMOS - Kawasaki Palmeto Jdo Racing Team

Lap	Time	IP1	IP2	IP3	VMax	FL
1	10:15:41	33.590 33.590	16.698 50.288	32.293 1:22.581	247,7	32.396 1:54.977
2	10:17:25	25.956 25.956	15.406 41.362	31.005 1:12.367	251,2	31.695 1:44.062
3	10:19:09	25.849 25.849	15.301 41.150	30.792 1:11.942	251,7	31.549 1:43.491
4	10:20:53	25.832 25.832	15.517 41.349	30.905 1:12.254	252,9	31.810 1:44.064
5	10:22:37	26.224 26.224	15.392 41.616	31.250 1:12.866	250,6	31.531 1:44.397
6	10:24:20	25.640 25.640	15.351 40.991	30.590 1:11.581	252,3	31.678 1:43.259
7	10:46:12	25.796 25.796	15.441 41.237	31.854 1:13.091	252,9	20:38.480 PIT EXIT
8	10:47:59	28.880 28.880	15.583 44.463	31.156 1:15.619	251,2	31.912 1:47.531
9	10:49:43	25.974 25.974	15.362 41.336	31.014 1:12.350	252,3	31.564 1:43.914
10	10:51:27	25.641 25.641	15.299 40.940	30.646 1:11.586	253,5	31.663 1:43.249
11	10:59:47	26.745 26.745	15.495 42.240	31.163 1:13.403	251,7	7:06.903 PIT EXIT
12	11:01:35	30.422 30.422	15.426 45.848	30.818 1:16.666	250,6	31.440 1:48.106
13	11:03:18	25.609 25.609	15.171 40.780	30.421 1:11.201	252,9	31.329 1:42.530
14	11:05:01	25.768 25.768	15.177 40.945	30.746 1:11.691	253,5	31.350 1:43.041
15	11:06:44	25.691 25.691	15.911 41.602	30.472 1:12.074	249,4	31.349 1:43.423
16	11:08:26	25.399 25.399	15.191 40.590	30.610 1:11.200	250	31.290 1:42.490
17	11:30:40	26.162 26.162	15.423 41.585	31.083 1:12.668	252,3	21:00.412 PIT EXIT
18	11:32:34	36.218 36.218	15.598 51.816	31.299 1:23.115	251,7	31.563 1:54.678
19	11:34:17	25.730 25.730	15.330 41.060	30.632 1:11.692	250,6	31.555 1:43.247
20	11:35:60	25.517 25.517	15.290 40.807	30.561 1:11.368	250,6	31.490 1:42.858
21	11:37:45	25.533 25.533	16.009 41.542	31.446 1:12.988	245,5	31.531 1:44.519
22	11:39:28	25.589 25.589	15.247 40.836	30.499 1:11.335	251,2	31.322 1:42.657
23	12:01:16	28.121 28.121	15.449 43.570	31.277 1:14.847	250,6	20:33.746 PIT EXIT



Jerez - 4423 m



40

CIRCUITO DE JEREZ - WSBK TEST
Wednesday, January 22nd 2025
INDIVIDUAL ANALYSIS
40.- Roman RAMOS - Kawasaki Palmeto Jdo Racing Team

Lap	Time	IP1	IP2	IP3	VMax	FL
24	12:03:07	31.399 31.399	15.521 46.920	31.660 1:18.580	248,8	31.991 1:50.571
25	12:04:50	25.691 25.691	15.294 40.985	30.726 1:11.711	248,8	31.578 1:43.289
26	12:06:33	25.608 25.608	15.668 41.276	30.682 1:11.958	249,4	31.553 1:43.511
27	12:08:17	25.659 25.659	15.335 40.994	30.689 1:11.683	250	31.529 1:43.212
28	12:10:02	25.645 25.645	15.299 40.944	32.822 1:13.766	250,6	31.438 1:45.204
29	14:04:15	25.669 25.669	15.391 41.060	31.893 1:12.953	252,3	1:52:59.936 PIT EXIT
30	14:06:03	29.385 29.385	15.574 44.959	31.525 1:16.484	246,6	31.791 1:48.275
31	14:07:52	27.707 27.707	15.427 43.134	32.407 1:15.541	248,8	33.251 1:48.792
32	14:09:36	25.800 25.800	15.405 41.205	30.914 1:12.119	247,7	31.680 1:43.799
33	14:11:19	25.823 25.823	15.330 41.153	30.774 1:11.927	248,8	31.670 1:43.597
34	14:35:03	26.948 26.948	15.589 42.537	33.089 1:15.626	247,1	22:28.092 PIT EXIT
35	14:36:51	29.952 29.952	15.590 45.542	31.084 1:16.626	246	31.682 1:48.308
36	14:38:36	25.906 25.906	15.561 41.467	30.861 1:12.328	248,3	31.940 1:44.268
37	14:47:13	25.890 25.890	15.464 41.354	33.674 1:15.028	247,1	7:22.204 PIT EXIT
38	14:49:01	28.739 28.739	15.420 44.159	32.465 1:16.624	254,7	31.932 1:48.556
39	14:50:44	25.659 25.659	15.463 41.122	30.620 1:11.742	252,3	31.259 1:43.001
40	14:59:36	25.600 25.600	15.374 40.974	31.459 1:12.433	248,3	7:39.509 PIT EXIT
41	15:01:26	29.615 29.615	15.486 45.101	33.220 1:18.321	247,1	31.714 1:50.035
42	15:16:43	26.422 26.422	15.460 41.882	31.660 1:13.542	249,4	14:03.286 PIT EXIT
43	15:18:34	33.477 33.477	15.394 48.871	30.730 1:19.601	249,4	31.385 1:50.986
44	15:20:17	25.639 25.639	15.226 40.865	30.624 1:11.489	250	31.354 1:42.843
45	15:22:00	25.526 25.526	15.227 40.753	30.547 1:11.300	251,7	31.317 1:42.617
46	15:23:44	26.543 26.543	15.285 41.828	30.633 1:12.461	250,6	31.539 1:44.000



Jerez - 4423 m



40

CIRCUITO DE JEREZ - WSBK TEST
Wednesday, January 22nd 2025
INDIVIDUAL ANALYSIS
40.- Roman RAMOS - Kawasaki Palmeto Jdo Racing Team

Lap	Time	IP1	IP2	IP3	VMax	FL
47	15:25:27	25.615 25.615	15.394 41.009	31.156 1:12.165	249,4	31.685 1:43.850
48	15:27:10	25.513 25.513	15.284 40.797	30.742 1:11.539	251,2	31.426 1:42.965
49	15:44:49	26.565 26.565	15.545 42.110	32.579 1:14.689	248,3	16:23.471 PIT EXIT
50	15:46:36	29.496 29.496	15.355 44.851	30.772 1:15.623	248,8	31.532 1:47.155
51	15:48:19	25.683 25.683	15.233 40.916	30.582 1:11.498	251,2	31.367 1:42.865
52	15:50:01	25.461 25.461	15.278 40.739	30.566 1:11.305	250	31.453 1:42.758
53	16:00:10	26.141 26.141	15.347 41.488	30.891 1:12.379	248,8	8:55.956 PIT EXIT
54	16:01:55	28.130 28.130	15.309 43.439	30.565 1:14.004	248,8	31.354 1:45.358
55	16:03:38	25.326 25.326	15.253 40.579	30.815 1:11.394	251,7	31.117 1:42.511
56	16:05:20	25.426 25.426	15.230 40.656	30.569 1:11.225	250,6	31.486 1:42.711
57	16:07:03	25.436 25.436	15.272 40.708	30.495 1:11.203	249,4	31.299 1:42.502
58	16:23:08	27.065 27.065	16.492 43.557	32.625 1:16.182	202,6	14:49.107 PIT EXIT
59	16:24:55	29.583 29.583	15.354 44.937	30.544 1:15.481	248,3	31.265 1:46.746
60	16:26:38	25.457 25.457	15.337 40.794	30.756 1:11.550	251,2	31.218 1:42.768
61	16:28:21	25.435 25.435	15.258 40.693	31.046 1:11.739	251,2	31.577 1:43.316
62	16:30:03	25.452 25.452	15.309 40.761	30.466 1:11.227	250,4	31.219 1:42.446
63	16:31:46	25.342 25.342	15.322 40.664	30.495 1:11.159	249,6	31.279 1:42.438
64		26.882 26.882	15.490 42.372	31.757 1:14.129	250	-----

Mejor Sectores	FL - IP1	IP1 - IP2	IP2 - IP3	IP3 - FL
	25.326	15.171	30.421	31.117



Jerez - 4423 m



45

CIRCUITO DE JEREZ - WSBK TEST
Wednesday, January 22nd 2025
INDIVIDUAL ANALYSIS
45.- Scott REDDING - MGM Bonovo Racing

Lap	Time	IP1	IP2	IP3	VMax	FL
1	10:09:42	30.865 30.865	16.695 47.560	34.376 1:21.936	222,2	7:18.030 PIT EXIT
2	10:11:34	30.636 30.636	15.921 46.557	32.521 1:19.078	247,7	32.978 1:52.056
3	10:13:19	26.815 26.815	15.257 42.072	30.970 1:13.042	266	31.717 1:44.759
4	10:15:02	25.765 25.765	15.158 40.923	30.640 1:11.563	264,7	31.452 1:43.015
5	10:16:44	25.475 25.475	15.004 40.479	30.403 1:10.882	266,7	31.150 1:42.032
6	10:18:29	27.487 27.487	15.123 42.610	30.937 1:13.547	266,7	31.635 1:45.182
7	10:20:11	25.410 25.410	14.920 40.330	30.242 1:10.572	266,7	31.222 1:41.794
8	10:46:10	26.423 26.423	15.085 41.508	30.538 1:12.046	268	24:47.004 PIT EXIT
9	10:47:58	29.419 29.419	15.285 44.704	31.196 1:15.900	257,8	31.548 1:47.448
10	10:49:41	26.214 26.214	15.085 41.299	30.537 1:11.836	264,7	31.405 1:43.241
11	10:51:23	25.358 25.358	14.939 40.297	30.428 1:10.725	265,4	31.092 1:41.817
12	10:53:04	25.332 25.332	14.984 40.316	30.306 1:10.622	265,4	31.010 1:41.632
13	10:54:46	25.364 25.364	15.033 40.397	30.371 1:10.768	266	31.182 1:41.950
14	10:56:32	28.149 28.149	15.188 43.337	30.478 1:13.815	262,8	31.525 1:45.340
15	10:58:13	25.418 25.418	14.977 40.395	30.167 1:10.562	266	31.187 1:41.749
16	11:26:00	27.331 27.331	15.917 43.248	31.792 1:15.040	255,9	26:32.011 PIT EXIT
17	11:27:51	31.454 31.454	15.674 47.128	31.596 1:18.724	250,6	31.575 1:50.299
18	11:29:32	25.284 25.284	14.941 40.225	30.150 1:10.375	266	31.111 1:41.486
19	11:31:13	25.282 25.282	14.900 40.182	30.012 1:10.194	265,4	30.929 1:41.123
20	11:32:54	25.301 25.301	14.873 40.174	30.062 1:10.236	266	30.905 1:41.141
21	11:34:35	25.073 25.073	14.941 40.014	30.111 1:10.125	264,7	30.947 1:41.072
22	12:04:41	26.245 26.245	15.210 41.455	30.712 1:12.167	263,4	28:53.419 PIT EXIT
23	12:06:29	29.904 29.904	15.488 45.392	31.053 1:16.445	250	31.505 1:47.950



CIRCUITO DE JEREZ - WSBK TEST
Wednesday, January 22nd 2025
INDIVIDUAL ANALYSIS
45.- Scott REDDING - MGM Bonovo Racing

Lap	Time	IP1	IP2	IP3	VMax	FL
24	12:08:11	25.321 25.321	15.035 40.356	30.423 1:10.779	263,4	31.190 1:41.969
25	12:09:52	25.166 25.166	15.032 40.198	30.034 1:10.232	261,5	30.899 1:41.131
26	12:11:34	25.248 25.248	14.913 40.161	30.029 1:10.190	264,1	31.960 1:42.150
27	12:13:16	25.294 25.294	14.994 40.288	30.108 1:10.396	264,1	31.152 1:41.548
28	12:51:01	29.217 29.217	16.053 45.270	32.311 1:17.581	213	36:27.818 PIT EXIT
29	12:52:49	29.295 29.295	15.602 44.897	31.497 1:16.394	253,5	31.330 1:47.724
30	12:54:31	25.350 25.350	14.989 40.339	30.244 1:10.583	264,7	31.402 1:41.985
31	12:56:14	26.612 26.612	14.991 41.603	30.191 1:11.794	266,7	31.003 1:42.797
32	12:57:55	25.240 25.240	14.902 40.142	30.142 1:10.284	266	31.051 1:41.335
33	13:15:36	27.180 27.180	15.230 42.410	31.047 1:13.457	261,5	16:27.978 PIT EXIT
34	13:17:23	29.169 29.169	15.376 44.545	31.077 1:15.622	257,1	31.212 1:46.834
35	13:19:04	25.109 25.109	14.931 40.040	29.950 1:09.990	263,4	30.802 1:40.792
36	13:20:46	25.152 25.152	14.942 40.094	30.218 1:10.312	264,7	31.176 1:41.488
37	13:22:27	25.257 25.257	14.906 40.163	29.997 1:10.160	264,1	30.962 1:41.122
38	13:24:08	25.074 25.074	14.983 40.057	29.870 1:09.927	264,1	31.070 1:40.997
39	13:25:55	26.879 26.879	15.033 41.912	31.200 1:13.112	264,7	34.286 1:47.398
40	13:27:37	25.151 25.151	14.896 40.047	30.171 1:10.218	268	31.895 1:42.113
41	14:25:31	25.291 25.291	15.476 40.767	31.102 1:11.869	256,5	56:41.575 PIT EXIT
42	14:27:19	29.562 29.562	15.983 45.545	31.316 1:16.861	236,8	31.349 1:48.210
43	14:28:60	25.150 25.150	14.935 40.085	30.023 1:10.108	263,4	30.918 1:41.026
44	14:30:41	25.039 25.039	14.913 39.952	30.016 1:09.968	264,1	30.849 1:40.817
45	14:32:21	25.045 25.045	14.934 39.979	29.858 1:09.837	264,1	30.777 1:40.614
46	14:34:03	25.548 25.548	15.095 40.643	30.167 1:10.810	262,8	31.000 1:41.810



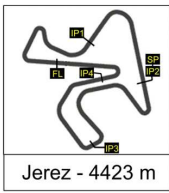
Jerez - 4423 m



45

CIRCUITO DE JEREZ - WSBK TEST
Wednesday, January 22nd 2025
INDIVIDUAL ANALYSIS
45.- Scott REDDING - MGM Bonovo Racing

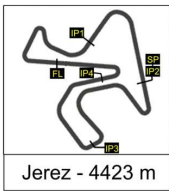
Lap	Time	IP1	IP2	IP3	VMax	FL
47	14:56:07	25.026 25.026	15.231 40.257	30.680 1:10.937	260,2	20:52.958 PIT EXIT
48	14:57:54	29.264 29.264	15.439 44.703	31.031 1:15.734	255,3	31.478 1:47.212
49	14:59:35	25.130 25.130	15.015 40.145	30.050 1:10.195	264,1	31.075 1:41.270
50	15:13:38	25.110 25.110	14.976 40.086	29.897 1:09.983	262,8	12:52.179 PIT EXIT
51	15:15:25	29.647 29.647	15.325 44.972	30.848 1:15.820	261,5	31.237 1:47.057
52	15:17:06	25.331 25.331	14.922 40.253	30.120 1:10.373	264,7	31.118 1:41.491
53	15:18:53	25.179 25.179	14.926 40.105	35.888 1:15.993	265,4	31.246 1:47.239
54	15:55:15	25.268 25.268	14.933 40.201	31.261 1:11.462	264,7	35:10.201 PIT EXIT
55	15:57:01	28.932 28.932	15.410 44.342	30.696 1:15.038	250,6	31.203 1:46.241
56	15:58:42	24.949 24.949	14.847 39.796	29.678 1:09.474	265,4	30.699 1:40.173
57	16:00:22	24.946 24.946	14.894 39.840	29.884 1:09.724	266	30.915 1:40.639
58	16:02:05	26.368 26.368	15.107 41.475	30.242 1:11.717	261,5	30.932 1:42.649
59	16:03:46	25.042 25.042	15.052 40.094	29.791 1:09.885	263,4	30.898 1:40.783
60	16:05:32	25.041 25.041	14.935 39.976	30.417 1:10.393	268	35.732 1:46.125
61	16:07:12	25.007 25.007	14.825 39.832	29.762 1:09.594	268	30.727 1:40.321
62	16:08:52	24.887 24.887	14.745 39.632	29.814 1:09.446	269,3	30.732 1:40.178
63	16:31:11	27.616 27.616	15.003 42.619	30.668 1:13.287	265,4	21:05.554 PIT EXIT
64	16:32:58	29.438 29.438	15.211 44.649	31.152 1:15.801	264,6	30.947 1:46.748
65	16:34:38	24.940 24.940	14.822 39.762	29.509 1:09.271	264,5	30.590 1:39.861
66	16:36:18	24.862 24.862	14.865 39.727	29.614 1:09.341	266,5	30.797 1:40.138
67	17:12:21	26.309 26.309	15.020 41.329	30.951 1:12.280	263,4	34:50.959 PIT EXIT
68	17:14:07	28.714 28.714	15.379 44.093	31.176 1:15.269	252,4	31.052 1:46.321
69	17:15:48	24.971 24.971	14.849 39.820	29.750 1:09.570	265,1	31.327 1:40.897



CIRCUITO DE JEREZ - WSBK TEST
Wednesday, January 22nd 2025
INDIVIDUAL ANALYSIS
45.- Scott REDDING - MGM Bonovo Racing

Lap	Time	IP1	IP2	IP3	VMax	FL
70	17:17:29	25.197	14.936	29.962	265	30.885
		25.197	40.133	1:10.095		1:40.980
71	17:32:06	25.096	14.981	30.242	263,9	13:26.118
		25.096	40.077	1:10.319		PIT EXIT
72	17:33:50	28.326	15.296	30.247	249,4	30.746
		28.326	43.622	1:13.869		1:44.615
73	17:35:30	<u>24.597</u>	<u>14.666</u>	<u>29.434</u>	267,8	<u>30.583</u>
		<u>24.597</u>	<u>39.263</u>	<u>1:08.697</u>		1:39.280
74		27.150	15.209	31.185	263,5	
		27.150	42.359	1:13.544		-----

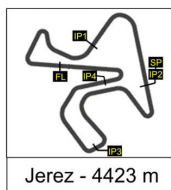
Mejor Sectores	FL - IP1	IP1 - IP2	IP2 - IP3	IP3 - FL
	24.597	14.666	29.434	30.583



CIRCUITO DE JEREZ - WSBK TEST
Wednesday, January 22nd 2025
INDIVIDUAL ANALYSIS
47.- Axel BASSANI - BbKRT

Lap	Time	IP1	IP2	IP3	VMax	FL
1	10:32:28	31.929 31.929	15.762 47.691	32.227 1:19.918	259	32.525 1:52.443
2	10:34:11	26.045 26.045	15.275 41.320	30.555 1:11.875	261,5	31.268 1:43.143
3	10:35:53	25.531 25.531	15.092 40.623	30.702 1:11.325	262,1	31.089 1:42.414
4	10:37:35	25.348 25.348	14.773 40.121	30.339 1:10.460	268	30.929 1:41.389
5	10:39:16	25.174 25.174	14.831 40.005	30.405 1:10.410	263,4	30.831 1:41.241
6		29.673 29.673	15.694 45.367	32.492 1:17.859	261,5	-----

Mejor Sectores	FL - IP1	IP1 - IP2	IP2 - IP3	IP3 - FL
	25.174	14.773	30.339	30.831



Jerez - 4423 m



50

CIRCUITO DE JEREZ - WSBK TEST
Wednesday, January 22nd 2025
INDIVIDUAL ANALYSIS
50.- Sylvain GUINTOLI - BMW Motorrad Test Team

Lap	Time	IP1	IP2	IP3	VMax	FL
1	10:44:37	31.872 31.872	16.050 47.922	33.794 1:21.716	262,8	9:17.996 PIT EXIT
2	10:46:37	30.967 30.967	15.686 46.653	38.300 1:24.953	250	35.432 2:00.385
3	10:48:29	27.981 27.981	15.750 43.731	33.660 1:17.391	260,9	33.869 1:51.260
4	10:50:19	27.121 27.121	15.468 42.589	34.318 1:16.907	262,8	33.763 1:50.670
5	10:52:05	26.319 26.319	15.397 41.716	31.539 1:13.255	261,5	32.523 1:45.778
6	10:53:51	26.643 26.643	15.418 42.061	31.531 1:13.592	261,5	32.313 1:45.905
7	10:55:38	26.087 26.087	15.311 41.398	32.127 1:13.525	261,5	33.275 1:46.800
8	11:37:12	36.242 36.242	17.285 53.527	35.075 1:28.602	236,3	40:05.986 PIT EXIT
9	11:39:03	29.783 29.783	16.039 45.822	32.027 1:17.849	261,5	32.427 1:50.276
10	11:40:49	27.114 27.114	15.509 42.623	31.619 1:14.242	262,1	32.214 1:46.456
11	11:42:35	26.561 26.561	15.424 41.985	31.419 1:13.404	263,4	32.229 1:45.633
12	11:44:30	26.360 26.360	15.262 41.622	36.951 1:18.573	261,5	36.213 1:54.786
13	11:46:17	27.001 27.001	15.640 42.641	31.881 1:14.522	264,7	32.674 1:47.196
14	11:48:01	25.973 25.973	15.199 41.172	31.172 1:12.344	264,1	31.846 1:44.190
15	12:30:49	28.293 28.293	15.911 44.204	36.478 1:20.682	256,5	41:27.644 PIT EXIT
16	12:32:45	31.030 31.030	16.106 47.136	35.094 1:22.230	259	33.389 1:55.619
17	12:34:32	26.745 26.745	15.491 42.236	32.050 1:14.286	262,1	32.358 1:46.644
18	12:36:17	26.106 26.106	15.350 41.456	31.503 1:12.959	262,1	32.329 1:45.288
19	12:38:10	28.202 28.202	15.513 43.715	36.183 1:19.898	262,1	33.254 1:53.152
20	13:05:43	26.048 26.048	15.321 41.369	31.241 1:12.610	262,1	26:20.735 PIT EXIT
21	13:07:47	36.942 36.942	17.096 54.038	36.733 1:30.771	260,9	32.848 2:03.619
22	13:28:53	26.608 26.608	16.206 42.814	31.825 1:14.639	260,9	19:51.145 PIT EXIT
23	13:30:43	30.343 30.343	15.741 46.084	32.286 1:18.370	260,2	32.284 1:50.654



CIRCUITO DE JEREZ - WSBK TEST
Wednesday, January 22nd 2025
INDIVIDUAL ANALYSIS
50.- Sylvain GUINTOLI - BMW Motorrad Test Team

Lap	Time	IP1	IP2	IP3	VMax	FL
24	13:32:28	26.037 26.037	15.363 41.400	31.324 1:12.724	260,2	32.136 1:44.860
25	15:34:03	25.971 25.971	15.288 41.259	33.201 1:14.460	260,2	2:00:20.385 PIT EXIT
26	15:35:55	30.451 30.451	15.589 46.040	31.870 1:17.910	260,9	34.157 1:52.067
27	15:37:40	26.317 26.317	15.322 41.639	31.119 1:12.758	262,8	31.868 1:44.626
28	15:39:28	26.514 26.514	15.387 41.901	34.376 1:16.277	261,5	32.325 1:48.602
29	15:41:12	26.150 26.150	15.301 41.451	30.862 1:12.313	264,7	31.719 1:44.032
30	15:42:56	25.866 25.866	15.275 41.141	31.070 1:12.211	260,2	31.765 1:43.976
31	15:44:41	25.959 25.959	15.216 41.175	30.888 1:12.063	262,8	32.074 1:44.137
32	15:46:27	26.478 26.478	15.283 41.761	32.434 1:14.195	262,8	32.555 1:46.750
33	15:48:12	26.169 26.169	15.278 41.447	31.299 1:12.746	261,5	32.339 1:45.085
34	15:50:07	29.279 29.279	19.293 48.572	32.578 1:21.150	254,1	33.917 1:55.067
35	15:51:53	26.119 26.119	15.440 41.559	31.296 1:12.855	261,5	32.744 1:45.599
36	15:53:39	26.181 26.181	15.364 41.545	31.438 1:12.983	260,2	32.839 1:45.822
37	16:23:51	28.044 28.044	15.983 44.027	32.870 1:16.897	257,1	28:55.166 PIT EXIT
38	16:25:44	30.021 30.021	16.991 47.012	33.181 1:20.193	243,8	32.573 1:52.766
39	16:27:30	27.014 27.014	15.559 42.573	31.462 1:14.035	261,5	32.111 1:46.146
40	16:29:17	26.176 26.176	15.401 41.577	33.617 1:15.194	262,1	32.360 1:47.554
41	16:31:04	27.138 27.138	15.476 42.614	31.490 1:14.104	261,2	32.053 1:46.157
42	16:32:48	25.983 25.983	15.387 41.370	31.067 1:12.437	262,3	31.841 1:44.278
43	16:34:40	25.852 25.852	15.230 41.082	34.148 1:15.230	262,6	37.311 1:52.541
44	16:36:27	27.843 27.843	15.344 43.187	31.206 1:14.393	263,2	32.398 1:46.791
45	16:38:13	26.827 26.827	15.566 42.393	31.499 1:13.892	260,1	32.055 1:45.947
46	16:39:57	26.081 26.081	15.266 41.347	30.991 1:12.338	261,2	31.946 1:44.284



CIRCUITO DE JEREZ - WSBK TEST
Wednesday, January 22nd 2025
INDIVIDUAL ANALYSIS
50.- Sylvain GUINTOLI - BMW Motorrad Test Team

Lap	Time	IP1	IP2	IP3	VMax	FL
47	16:41:44	26.165 26.165	15.392 41.557	31.779 1:13.336	262	33.500 1:46.836
48	16:43:29	26.034 26.034	15.311 41.345	31.004 1:12.349	261,4	31.922 1:44.271
49	17:25:03	26.201 26.201	15.869 42.070	33.110 1:15.180	249	40:19.269 PIT EXIT
50	17:27:02	31.796 31.796	16.021 47.817	33.649 1:21.466	261,5	37.795 1:59.261
51	17:28:46	25.833 25.833	15.152 40.985	30.775 1:11.760	263	31.589 1:43.349
52	17:30:29	25.672 25.672	15.251 40.923	30.724 1:11.647	265	31.808 1:43.455
53	17:32:12	25.751 25.751	15.087 40.838	30.584 1:11.422	265,3	31.397 1:42.819
54	17:49:57	25.609 25.609	15.878 41.487	32.665 1:14.152	263	16:30.759 PIT EXIT
55	17:51:46	29.796 29.796	15.585 45.381	32.014 1:17.395	261,2	31.988 1:49.383
56	17:53:30	25.970 25.970	15.225 41.195	30.755 1:11.950	262,6	31.555 1:43.505
57	17:55:13	25.948 25.948	15.173 41.121	30.686 1:11.807	262,6	31.685 1:43.492
58	17:56:56	25.631 25.631	15.117 40.748	30.562 1:11.310	262,6	31.477 1:42.787
59	17:58:45	26.613 26.613	16.113 42.726	32.888 1:15.614	248,9	33.683 1:49.297
60	18:00:28	25.741 25.741	15.171 40.912	30.520 1:11.432	263,9	31.401 1:42.833
61		28.948 28.948	41.069 1:10.017	34.811 1:44.828	186,4	-----

Mejor Sectores	FL - IP1	IP1 - IP2	IP2 - IP3	IP3 - FL
	25.609	15.087	30.520	31.397



Jerez - 4423 m



52

CIRCUITO DE JEREZ - WSBK TEST
Wednesday, January 22nd 2025
INDIVIDUAL ANALYSIS
52.- Jeremy ALCOBA - Kawasaki WorldSSP Team

Lap	Time	IP1	IP2	IP3	VMax	FL
1	10:42:27	30.117 30.117	16.277 46.394	31.894 1:18.288	232,8	32.912 1:51.200
2	10:44:13	26.129 26.129	15.996 42.125	31.974 1:14.099	231,3	32.582 1:46.681
3	10:45:59	25.910 25.910	15.912 41.822	31.046 1:12.868	230,8	32.257 1:45.125
4	10:47:44	26.056 26.056	15.885 41.941	31.160 1:13.101	231,8	32.356 1:45.457
5	10:49:29	25.817 25.817	15.786 41.603	31.046 1:12.649	232,3	32.338 1:44.987
6	11:25:32	26.727 26.727	16.235 42.962	32.224 1:15.186	231,3	34:47.749 PIT EXIT
7	11:27:25	32.006 32.006	16.275 48.281	31.960 1:20.241	232,8	32.398 1:52.639
8	11:29:10	25.931 25.931	15.681 41.612	31.026 1:12.638	234,8	32.690 1:45.328
9	12:07:22	31.731 31.731	17.363 49.094	37.606 1:26.700	209,7	36:44.875 PIT EXIT
10	12:09:11	29.364 29.364	15.867 45.231	32.190 1:17.421	230,3	32.408 1:49.829
11	12:10:56	25.866 25.866	15.807 41.673	31.148 1:12.821	230,3	32.307 1:45.128
12	12:12:41	26.333 26.333	15.742 42.075	30.862 1:12.937	231,3	32.049 1:44.986
13	12:14:26	25.835 25.835	15.699 41.534	30.844 1:12.378	232,8	32.360 1:44.738
14	12:16:11	25.940 25.940	15.788 41.728	30.921 1:12.649	230,8	32.079 1:44.728
15	12:17:55	25.781 25.781	15.755 41.536	30.839 1:12.375	233,8	32.079 1:44.454
16	12:30:21	27.362 27.362	16.567 43.929	32.235 1:16.164	218,6	11:09.846 PIT EXIT
17	12:32:12	30.627 30.627	16.359 46.986	31.410 1:18.396	226,4	32.549 1:50.945
18	12:33:57	25.940 25.940	15.758 41.698	30.991 1:12.689	230,3	32.327 1:45.016
19	12:35:42	25.879 25.879	15.877 41.756	30.832 1:12.588	229,8	32.127 1:44.715
20	12:37:26	25.808 25.808	15.633 41.441	30.851 1:12.292	233,3	32.028 1:44.320
21	13:05:20	27.817 27.817	16.715 44.532	32.051 1:16.583	213,9	26:36.792 PIT EXIT
22	13:07:08	28.652 28.652	15.860 44.512	31.579 1:16.091	229,8	32.466 1:48.557
23	13:08:53	26.078 26.078	15.783 41.861	31.020 1:12.881	229,8	32.205 1:45.086



Jerez - 4423 m

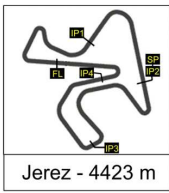
CIRCUITO DE JEREZ - WSBK TEST
Wednesday, January 22nd 2025
INDIVIDUAL ANALYSIS
52.- Jeremy ALCOBA - Kawasaki WorldSSP Team

Lap	Time	IP1	IP2	IP3	VMax	FL
24	13:10:38	25.942	15.687	30.835	234,3	32.080
		25.942	41.629	1:12.464		1:44.544
25	13:12:22	25.756	15.726	30.886	230,8	32.095
		25.756	41.482	1:12.368		1:44.463
26	13:14:07	25.857	15.678	30.909	232,3	31.947
		25.857	41.535	1:12.444		1:44.391
27	13:36:22	27.769	16.589	32.156	221,3	20:58.218
		27.769	44.358	1:16.514		PIT EXIT
28	13:38:10	29.067	15.980	31.115	227,4	32.010
		29.067	45.047	1:16.162		1:48.172
29	13:39:54	25.710	<u>15.601</u>	30.656	230,3	<u>31.849</u>
		25.710	41.311	1:11.967		1:43.816
30	13:41:38	25.641	15.650	31.112	231,8	31.987
		25.641	41.291	1:12.403		1:44.390
31	13:43:22	<u>25.566</u>	15.668	<u>30.637</u>	230,3	31.940
		<u>25.566</u>	<u>41.234</u>	<u>1:11.871</u>		1:43.811
32	13:45:06	25.609	15.671	30.775	232,3	31.931
		25.609	41.280	1:12.055		1:43.986
33	13:46:50	25.588	15.687	30.717	231,8	31.987
		25.588	41.275	1:11.992		1:43.979
34	13:48:34	25.612	15.681	30.704	231,8	31.870
		25.612	41.293	1:11.997		1:43.867
35	14:08:41	25.623	15.644	30.703	229,8	18:55.667
		25.623	41.267	1:11.970		PIT EXIT
36	14:10:40	32.437	17.043	34.797	226,4	34.719
		32.437	49.480	1:24.277		1:58.996
37	14:12:33	27.614	16.482	34.976	227,4	33.706
		27.614	44.096	1:19.072		1:52.778
38	14:14:23	27.191	16.159	33.410	227,4	33.375
		27.191	43.350	1:16.760		1:50.135
39	14:16:12	26.851	16.096	32.605	228,3	33.394
		26.851	42.947	1:15.552		1:48.946
40	14:18:00	26.750	16.032	32.458	229,3	33.084
		26.750	42.782	1:15.240		1:48.324
41	14:19:48	26.790	16.016	32.184	233,3	33.111
		26.790	42.806	1:14.990		1:48.101
42	14:21:36	26.649	16.111	32.113	230,3	32.999
		26.649	42.760	1:14.873		1:47.872
43	14:23:24	26.636	16.005	32.103	230,8	33.121
		26.636	42.641	1:14.744		1:47.865
44	15:06:40	26.537	18.553		110,2	42:30.229
		26.537	45.090			PIT EXIT
45	15:08:36	32.461	16.605	33.326	229,3	33.843
		32.461	49.066	1:22.392		1:56.235
46	15:10:25	27.079	16.240	32.361	230,3	33.705
		27.079	43.319	1:15.680		1:49.385



CIRCUITO DE JEREZ - WSBK TEST
Wednesday, January 22nd 2025
INDIVIDUAL ANALYSIS
52.- Jeremy ALCOBA - Kawasaki WorldSSP Team

Lap	Time	IP1	IP2	IP3	VMax	FL
47	15:12:14	26.859 26.859	16.030 42.889	32.175 1:15.064	231,3	33.720 1:48.784
48	15:14:02	26.774 26.774	16.049 42.823	32.327 1:15.150	231,3	33.270 1:48.420
49	15:40:01	26.684 26.684	16.079 42.763	32.261 1:15.024	230,3	24:44.035 PIT EXIT
50	15:41:50	29.304 29.304	15.948 45.252	31.087 1:16.339	230,3	32.274 1:48.613
51	15:43:35	25.840 25.840	15.688 41.528	30.925 1:12.453	232,3	32.073 1:44.526
52	15:45:19	25.734 25.734	15.900 41.634	30.796 1:12.430	228,8	32.191 1:44.621
53	16:11:37	25.852 25.852	15.685 41.537	30.935 1:12.472	231,8	25:05.192 PIT EXIT
54	16:13:28	30.613 30.613	16.200 46.813	31.820 1:18.633	226,4	32.426 1:51.059
55	16:15:13	25.958 25.958	15.758 41.716	30.871 1:12.587	231,8	32.211 1:44.798
56	16:16:58	25.790 25.790	15.770 41.560	31.021 1:12.581	229,8	32.242 1:44.823
57	16:18:42	25.778 25.778	15.743 41.521	30.868 1:12.389	231,8	32.045 1:44.434
58	16:20:27	25.899 25.899	16.030 41.929	30.865 1:12.794	230,3	32.100 1:44.894
59	16:22:11	25.679 25.679	15.766 41.445	30.731 1:12.176	231,3	32.215 1:44.391
60	16:43:40	30.608 30.608	16.742 47.350	32.572 1:19.922	217,3	20:09.179 PIT EXIT
61	16:45:35	34.410 34.410	16.140 50.550	31.596 1:22.146	229,7	32.365 1:54.511
62	16:47:20	25.954 25.954	15.762 41.716	31.388 1:13.104	231,7	32.303 1:45.407
63	16:49:05	25.762 25.762	15.708 41.470	30.861 1:12.331	231,4	32.118 1:44.449
64	16:50:49	25.783 25.783	15.778 41.561	30.854 1:12.415	229,9	32.130 1:44.545
65	16:52:34	25.724 25.724	15.783 41.507	30.790 1:12.297	230,5	32.047 1:44.344
66	16:54:18	25.787 25.787	15.763 41.550	30.729 1:12.279	232	32.118 1:44.397
67	16:56:07	28.613 28.613	16.624 45.237	31.199 1:16.436	222	32.138 1:48.574
68	16:57:51	25.748 25.748	15.634 41.382	30.762 1:12.144	233,4	32.025 1:44.169
69		27.055 27.055	16.401 43.456	33.613 1:17.069	223,7	-----



CIRCUITO DE JEREZ - WSBK TEST
Wednesday, January 22nd 2025
INDIVIDUAL ANALYSIS
52.- Jeremy ALCOBA - Kawasaki WorldSSP Team

Lap	Time	IP1	IP2	IP3	VMax	FL
Mejor Sectores	FL - IP1	IP1 - IP2	IP2 - IP3	IP3 - FL		
	25.566	15.601	30.637	31.849		



Jerez - 4423 m



53

CIRCUITO DE JEREZ - WSBK TEST

Wednesday, January 22nd 2025

INDIVIDUAL ANALYSIS

53.- Tito RABAT - Yamaha Motoracing WorldSBK Team

Lap	Time	IP1	IP2	IP3	VMax	FL
1	10:17:20	31.958 31.958	16.813 48.771	34.081 1:22.852	252,3	33.703 1:56.555
2	10:19:07	26.906 26.906	15.690 42.596	32.171 1:14.767	257,1	32.412 1:47.179
3	10:20:52	26.330 26.330	15.420 41.750	31.556 1:13.306	257,1	32.025 1:45.331
4	10:22:37	26.973 26.973	15.245 42.218	31.480 1:13.698	260,2	31.514 1:45.212
5	10:24:21	25.822 25.822	15.134 40.956	30.794 1:11.750	260,2	31.527 1:43.277
6	10:26:05	25.807 25.807	15.093 40.900	31.291 1:12.191	264,7	31.715 1:43.906
7	10:41:54	25.663 25.663	15.163 40.826	31.719 1:12.545	257,1	14:37.098 PIT EXIT
8	10:43:43	29.924 29.924	15.471 45.395	31.720 1:17.115	254,1	32.120 1:49.235
9	10:45:27	25.857 25.857	15.262 41.119	30.893 1:12.012	254,7	31.658 1:43.670
10	10:47:10	25.455 25.455	15.084 40.539	30.872 1:11.411	256,5	31.539 1:42.950
11	10:48:53	25.520 25.520	15.168 40.688	30.605 1:11.293	256,5	31.579 1:42.872
12	10:50:44	28.433 28.433	15.253 43.686	35.634 1:19.320	258,4	32.047 1:51.367
13	10:52:28	25.655 25.655	15.162 40.817	30.956 1:11.773	260,2	31.641 1:43.414
14	10:54:11	25.571 25.571	15.188 40.759	30.856 1:11.615	257,1	31.500 1:43.115
15	10:55:56	25.601 25.601	15.114 40.715	30.692 1:11.407	259	34.007 1:45.414
16	10:57:42	27.361 27.361	15.420 42.781	31.104 1:13.885	257,1	31.608 1:45.493
17	10:59:24	25.542 25.542	15.062 40.604	30.514 1:11.118	259	31.469 1:42.587
18	11:24:06	25.559 25.559	15.102 40.661	30.644 1:11.305	258,4	23:30.210 PIT EXIT
19	11:25:57	30.167 30.167	15.699 45.866	31.753 1:17.619	252,9	33.381 1:51.000
20	11:27:43	26.803 26.803	15.479 42.282	31.512 1:13.794	251,7	32.202 1:45.996
21	11:29:34	28.383 28.383	15.713 44.096	33.662 1:17.758	252,9	32.981 1:50.739
22	11:31:17	25.759 25.759	15.164 40.923	30.867 1:11.790	256,5	31.645 1:43.435
23	11:33:00	25.713 25.713	15.245 40.958	30.822 1:11.780	256,5	31.513 1:43.293



Jerez - 4423 m



53

CIRCUITO DE JEREZ - WSBK TEST

Wednesday, January 22nd 2025

INDIVIDUAL ANALYSIS

53.- Tito RABAT - Yamaha Motoracing WorldSBK Team

Lap	Time	IP1	IP2	IP3	VMax	FL
24	11:34:47	28.286	15.746	31.166	257,8	31.832
		28.286	44.032	1:15.198		1:47.030
25	11:36:35	25.697	17.035	32.357	245,5	32.032
		25.697	42.732	1:15.089		1:47.121
26	11:38:18	25.751	15.214	30.787	257,1	31.599
		25.751	40.965	1:11.752		1:43.351
27	12:02:18	25.880	15.752	32.858	244,9	22:45.522
		25.880	41.632	1:14.490		PIT EXIT
28	12:04:06	30.193	15.396	31.107	254,1	31.756
		30.193	45.589	1:16.696		1:48.452
29	12:05:49	25.645	15.089	30.676	255,9	31.479
		25.645	40.734	1:11.410		1:42.889
30	12:07:32	25.456	15.054	30.531	258,4	31.357
		25.456	40.510	1:11.041		1:42.398
31	12:09:14	25.449	15.012	30.574	256,5	31.218
		25.449	40.461	1:11.035		1:42.253
32	12:10:56	25.282	14.912	30.335	259,6	31.186
		25.282	40.194	1:10.529		1:41.715
33	12:13:05	44.228	16.366	35.393	235,8	33.358
		44.228	1:00.594	1:35.987		2:09.345
34	12:14:47	25.458	14.991	30.587	259	31.409
		25.458	40.449	1:11.036		1:42.445
35	12:16:36	25.424	17.574	33.563	250,6	31.661
		25.424	42.998	1:16.561		1:48.222
36	12:18:18	25.471	15.084	30.561	254,7	31.366
		25.471	40.555	1:11.116		1:42.482
37	12:20:00	25.400	15.028	30.512	257,1	31.189
		25.400	40.428	1:10.940		1:42.129
38	12:21:42	25.451	15.004	30.477	258,4	31.267
		25.451	40.455	1:10.932		1:42.199
39	12:23:24	25.456	15.046	30.400	256,5	31.108
		25.456	40.502	1:10.902		1:42.010
40	12:25:06	25.334	14.971	30.486	259	31.293
		25.334	40.305	1:10.791		1:42.084
41	13:21:33	25.511	16.429	32.347	250	55:11.804
		25.511	41.940	1:14.287		PIT EXIT
42	13:23:23	29.742	16.330	32.188	250	32.380
		29.742	46.072	1:18.260		1:50.640
43	13:25:07	26.068	15.361	31.045	252,3	31.755
		26.068	41.429	1:12.474		1:44.229
44	13:26:51	25.744	15.227	30.774	252,9	31.508
		25.744	40.971	1:11.745		1:43.253
45	13:28:34	25.680	15.256	30.739	254,1	31.611
		25.680	40.936	1:11.675		1:43.286
46	13:30:20	27.837	15.672	31.100	252,3	31.672
		27.837	43.509	1:14.609		1:46.281



Jerez - 4423 m



53

CIRCUITO DE JEREZ - WSBK TEST

Wednesday, January 22nd 2025

INDIVIDUAL ANALYSIS

53.- Tito RABAT - Yamaha Motoracing WorldSBK Team

Lap	Time	IP1	IP2	IP3	VMax	FL
47	13:32:03	25.770 25.770	15.207 40.977	30.741 1:11.718	254,7	31.458 1:43.176
48	13:33:47	25.504 25.504	15.517 41.021	30.618 1:11.639	254,1	31.517 1:43.156
49	13:35:29	25.586 25.586	15.077 40.663	30.383 1:11.046	255,9	31.337 1:42.383
50	13:37:16	28.666 28.666	15.867 44.533	30.784 1:15.317	254,1	31.764 1:47.081
51	14:02:35	25.645 25.645	16.054 41.699	31.916 1:13.615	252,9	24:05.385 PIT EXIT
52	14:04:23	29.716 29.716	15.582 45.298	31.062 1:16.360	251,7	31.409 1:47.769
53	14:06:05	25.383 25.383	15.006 40.389	30.432 1:10.821	256,5	31.206 1:42.027
54	14:07:47	25.409 25.409	15.029 40.438	30.359 1:10.797	255,3	31.159 1:41.956
55	14:09:29	25.257 25.257	15.131 40.388	30.438 1:10.826	251,7	31.176 1:42.002
56	14:11:11	25.212 25.212	14.984 40.196	30.329 1:10.525	255,3	31.286 1:41.811
57	14:12:53	25.324 25.324	15.002 40.326	30.530 1:10.856	255,9	31.204 1:42.060
58	14:14:35	25.355 25.355	15.019 40.374	30.537 1:10.911	257,1	31.052 1:41.963
59	14:16:17	25.370 25.370	15.047 40.417	30.413 1:10.830	256,5	31.128 1:41.958
60	14:17:59	25.189 25.189	15.111 40.300	30.506 1:10.806	256,5	31.620 1:42.426
61	14:19:41	25.331 25.331	15.069 40.400	30.278 1:10.678	255,3	31.234 1:41.912
62	14:21:23	25.248 25.248	14.987 40.235	30.332 1:10.567	257,1	31.178 1:41.745
63	14:23:05	25.207 25.207	15.123 40.330	30.258 1:10.588	254,7	31.290 1:41.878
64	14:24:55	29.557 29.557	15.301 44.858	33.840 1:18.698	255,9	32.177 1:50.875
65	14:26:37	25.360 25.360	14.989 40.349	30.340 1:10.689	258,4	31.189 1:41.878
66	15:24:03	25.276 25.276	15.296 40.572	32.301 1:12.873	258,4	56:13.231 PIT EXIT
67	15:25:55	31.423 31.423	15.790 47.213	31.896 1:19.109	249,4	32.136 1:51.245
68	15:27:40	26.107 26.107	15.431 41.538	31.154 1:12.692	252,9	32.629 1:45.321
69	15:29:24	25.880 25.880	15.241 41.121	30.994 1:12.115	252,3	31.821 1:43.936



Jerez - 4423 m



53

CIRCUITO DE JEREZ - WSBK TEST
Wednesday, January 22nd 2025
INDIVIDUAL ANALYSIS
53.- Tito RABAT - Yamaha Motoracing WorldSBK Team

Lap	Time	IP1	IP2	IP3	VMax	FL
70	15:31:07	25.665 25.665	15.313 40.978	30.762 1:11.740	251,7	31.523 1:43.263
71	15:32:51	25.617 25.617	15.294 40.911	30.855 1:11.766	252,9	31.643 1:43.409
72	15:34:33	25.585 25.585	15.138 40.723	30.638 1:11.361	256,5	31.499 1:42.860
73	15:36:16	25.706 25.706	15.162 40.868	30.676 1:11.544	256,5	31.314 1:42.858
74	15:37:59	25.509 25.509	15.116 40.625	30.639 1:11.264	257,1	31.405 1:42.669
75	15:39:42	25.574 25.574	15.220 40.794	30.570 1:11.364	255,3	31.361 1:42.725
76	15:41:24	25.459 25.459	15.089 40.548	30.519 1:11.067	257,1	31.261 1:42.328
77	15:43:06	25.503 25.503	15.139 40.642	30.367 1:11.009	257,1	31.144 1:42.153
78	16:03:15	25.482 25.482	16.108 41.590	31.772 1:13.362	251,7	18:55.734 PIT EXIT
79	16:05:04	30.600 30.600	15.719 46.319	31.212 1:17.531	251,2	31.600 1:49.131
80	16:06:47	25.533 25.533	15.137 40.670	30.363 1:11.033	254,1	31.152 1:42.185
81	16:08:29	25.353 25.353	14.977 40.330	30.388 1:10.718	256,5	31.237 1:41.955
82	16:10:10	25.426 25.426	15.051 40.477	30.344 1:10.821	255,9	31.004 1:41.825
83	16:11:52	25.357 25.357	15.111 40.468	30.302 1:10.770	256,5	31.227 1:41.997
84	16:13:34	25.411 25.411	15.069 40.480	30.378 1:10.858	255,9	31.096 1:41.954
85	16:15:16	25.308 25.308	14.993 40.301	30.224 1:10.525	255,9	31.066 1:41.591
86	16:16:58	25.255 25.255	15.101 40.356	30.264 1:10.620	255,9	31.153 1:41.773
87	16:18:41	25.769 25.769	15.430 41.199	30.530 1:11.729	252,3	31.313 1:43.042
88	16:20:22	25.314 25.314	15.117 40.431	30.255 1:10.686	256,5	31.007 1:41.693
89	16:41:45	27.880 27.880	15.838 43.718	34.005 1:17.723	247,1	20:04.437 PIT EXIT
90	16:43:31	28.562 28.562	15.447 44.009	31.068 1:15.077	253,3	31.731 1:46.808
91	16:45:18	28.438 28.438	15.582 44.020	30.791 1:14.811	249,6	31.686 1:46.497
92	16:47:01	25.524 25.524	15.277 40.801	30.561 1:11.362	252,3	31.501 1:42.863



CIRCUITO DE JEREZ - WSBK TEST
Wednesday, January 22nd 2025
INDIVIDUAL ANALYSIS
53.- Tito RABAT - Yamaha Motoracing WorldSBK Team

Lap	Time	IP1	IP2	IP3	VMax	FL
93	16:48:44	25.547 25.547	15.162 40.709	30.606 1:11.315	255,1	31.531 1:42.846
94	17:03:47	27.549 27.549	16.106 43.655	31.471 1:15.126	245,8	13:48.448 PIT EXIT
95	17:05:35	29.077 29.077	15.588 44.665	31.126 1:15.791	251,8	31.795 1:47.586
96	17:07:18	25.740 25.740	15.353 41.093	30.835 1:11.928	250,1	31.664 1:43.592
97	17:09:01	25.655 25.655	15.330 40.985	30.671 1:11.656	252,9	31.391 1:43.047
98	17:10:44	25.502 25.502	15.292 40.794	30.715 1:11.509	253,6	31.467 1:42.976
99	17:12:27	25.625 25.625	15.168 40.793	30.662 1:11.455	255	31.532 1:42.987
100		28.691 28.691	16.778 45.469	32.447 1:17.916	244,2	-----

Mejor Sectores	FL - IP1	IP1 - IP2	IP2 - IP3	IP3 - FL
	25.189	14.912	30.224	31.004



Jerez - 4423 m



55

CIRCUITO DE JEREZ - WSBK TEST
Wednesday, January 22nd 2025
INDIVIDUAL ANALYSIS
55.- Andrea LOCATELLI - Pata Maxus Yamaha

Lap	Time	IP1	IP2	IP3	VMax	FL
1	11:55:35	35.858 35.858	15.410 51.268	31.011 1:22.279	257,1	31.968 1:54.247
2	11:57:18	25.751 25.751	15.204 40.955	30.591 1:11.546	258,4	31.212 1:42.758
3	11:59:02	25.334 25.334	15.048 40.382	32.519 1:12.901	262,8	31.353 1:44.254
4	12:00:44	25.358 25.358	15.158 40.516	30.423 1:10.939	262,8	31.285 1:42.224
5	12:02:28	25.640 25.640	15.185 40.825	30.817 1:11.642	260,2	32.617 1:44.259
6	12:04:11	25.460 25.460	15.163 40.623	30.636 1:11.259	257,8	31.344 1:42.603
7	12:24:17	25.420 25.420	15.133 40.553	30.474 1:11.027	260,2	18:54.940 PIT EXIT
8	12:26:20	33.083 33.083	20.222 53.305	38.580 1:31.885	116,9	31.588 2:03.473
9	12:28:02	25.321 25.321	15.112 40.433	30.525 1:10.958	258,4	31.079 1:42.037
10	12:29:45	25.348 25.348	15.070 40.418	30.419 1:10.837	262,1	31.250 1:42.087
11	12:44:57	25.324 25.324	15.225 40.549	31.293 1:11.842	257,1	14:00.576 PIT EXIT
12	12:46:55	39.504 39.504	16.911 56.415	30.771 1:27.186	257,8	31.111 1:58.297
13	12:53:43	25.170 25.170	16.778 41.948	33.258 1:15.206	191,8	5:32.445 PIT EXIT
14	12:55:30	29.613 29.613	15.278 44.891	30.618 1:15.509	258,4	31.290 1:46.799
15	12:57:11	25.354 25.354	15.042 40.396	30.211 1:10.607	261,5	31.096 1:41.703
16	12:58:53	25.231 25.231	15.010 40.241	30.303 1:10.544	262,1	30.999 1:41.543
17	13:00:40	25.302 25.302	15.055 40.357	34.366 1:14.723	259,6	32.383 1:47.106
18	13:02:22	25.390 25.390	15.170 40.560	30.338 1:10.898	257,8	31.276 1:42.174
19	13:24:07	26.588 26.588	15.217 41.805	30.734 1:12.539	259,6	20:31.991 PIT EXIT
20	13:25:54	29.688 29.688	16.087 45.775	30.739 1:16.514	221,3	31.185 1:47.699
21	13:27:36	25.238 25.238	15.075 40.313	30.249 1:10.562	260,9	31.127 1:41.689
22	13:29:27	27.397 27.397	15.791 43.188	35.854 1:19.042	244,9	32.209 1:51.251
23	13:31:09	25.312 25.312	15.095 40.407	30.259 1:10.666	260,2	31.076 1:41.742



Jerez - 4423 m



55

CIRCUITO DE JEREZ - WSBK TEST
Wednesday, January 22nd 2025
INDIVIDUAL ANALYSIS
55.- Andrea LOCATELLI - Pata Maxus Yamaha

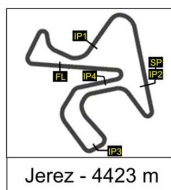
Lap	Time	IP1	IP2	IP3	VMax	FL
24	13:32:51	25.282 25.282	15.136 40.418	30.346 1:10.764	259,6	31.127 1:41.891
25	13:34:34	25.236 25.236	15.565 40.801	30.402 1:11.203	262,1	31.440 1:42.643
26	13:53:02	25.399 25.399	15.103 40.502	30.455 1:10.957	260,2	17:17.554 PIT EXIT
27	13:54:48	28.527 28.527	15.391 43.918	30.651 1:14.569	256,5	31.331 1:45.900
28	13:56:30	25.279 25.279	15.094 40.373	30.302 1:10.675	260,9	31.186 1:41.861
29	13:58:12	25.184 25.184	15.483 40.667	30.467 1:11.134	256,5	31.269 1:42.403
30	13:59:54	25.205 25.205	15.044 40.249	30.207 1:10.456	260,2	31.103 1:41.559
31	15:34:02	28.674 28.674	15.465 44.139	31.144 1:15.283	255,9	1:32:52.651 PIT EXIT
32	15:35:47	28.769 28.769	15.068 43.837	30.356 1:14.193	259	31.092 1:45.285
33	15:37:29	25.437 25.437	15.030 40.467	30.176 1:10.643	260,9	31.077 1:41.720
34	15:39:10	25.314 25.314	14.968 40.282	30.109 1:10.391	262,1	30.980 1:41.371
35	15:40:52	25.148 25.148	14.918 40.066	30.182 1:10.248	263,4	31.076 1:41.324
36	15:42:33	25.192 25.192	15.084 40.276	30.069 1:10.345	262,1	31.039 1:41.384
37	15:44:14	25.142 25.142	15.009 40.151	30.173 1:10.324	262,1	30.985 1:41.309
38	15:45:56	25.164 25.164	15.010 40.174	30.164 1:10.338	261,5	31.067 1:41.405
39	15:47:40	25.181 25.181	15.014 40.195	31.292 1:11.487	261,5	32.940 1:44.427
40	15:49:22	25.186 25.186	15.146 40.332	30.226 1:10.558	258,4	31.129 1:41.687
41	15:51:03	25.145 25.145	15.027 40.172	30.114 1:10.286	259	30.981 1:41.267
42	15:52:46	25.258 25.258	15.855 41.113	30.789 1:11.902	260,9	31.342 1:43.244
43	15:54:28	25.201 25.201	15.116 40.317	30.278 1:10.595	260,2	31.218 1:41.813
44	15:56:10	25.283 25.283	15.130 40.413	30.411 1:10.824	259,6	31.271 1:42.095
45	16:20:33	28.190 28.190	16.113 44.303	31.873 1:16.176	238,4	23:06.593 PIT EXIT
46	16:22:45	42.073 42.073	18.187 1:00.260	39.101 1:39.361	136,5	32.268 2:11.629



CIRCUITO DE JEREZ - WSBK TEST
Wednesday, January 22nd 2025
INDIVIDUAL ANALYSIS
55.- Andrea LOCATELLI - Pata Maxus Yamaha

Lap	Time	IP1	IP2	IP3	VMax	FL
47	16:24:27	25.515 25.515	15.121 40.636	30.434 1:11.070	259,6	31.322 1:42.392
48	16:26:09	25.438 25.438	15.132 40.570	30.314 1:10.884	260,2	31.272 1:42.156
49	16:27:51	25.264 25.264	15.085 40.349	30.276 1:10.625	261,5	31.120 1:41.745
50	16:29:33	25.382 25.382	15.150 40.532	30.271 1:10.803	260,9	31.439 1:42.242
51	17:06:13	37.052 37.052	15.764 52.816	31.120 1:23.936	257,6	35:15.957 PIT EXIT
52	17:08:01	31.009 31.009	15.146 46.155	30.319 1:16.474	258,6	31.026 1:47.500
53	17:09:42	25.381 25.381	15.014 40.395	30.140 1:10.535	262,6	31.039 1:41.574
54	17:11:23	25.327 25.327	14.944 40.271	30.110 1:10.381	262,6	31.021 1:41.402
55	17:13:04	25.168 25.168	14.953 40.121	<u>29.972</u> <u>1:10.093</u>	262,3	<u>30.896</u> 1:40.989
56	17:14:46	<u>25.134</u> <u>25.134</u>	14.969 40.103	30.142 1:10.245	261,6	31.604 1:41.849
57	17:51:18	27.325 27.325	15.359 42.684	30.692 1:13.376	257,5	35:18.271 PIT EXIT
58	17:53:04	29.004 29.004	15.262 44.266	30.588 1:14.854	259,4	31.340 1:46.194
59	17:54:46	25.472 25.472	15.072 40.544	30.259 1:10.803	259,8	31.114 1:41.917
60	17:56:29	25.395 25.395	15.402 40.797	30.456 1:11.253	253	31.255 1:42.508
61	17:58:11	25.241 25.241	15.028 40.269	30.747 1:11.016	259,2	31.577 1:42.593
62	17:59:53	25.325 25.325	15.015 40.340	30.404 1:10.744	259	31.350 1:42.094
63	18:01:35	25.299 25.299	15.097 40.396	30.190 1:10.586	259,2	31.122 1:41.708
64		27.595 27.595	52.275 1:19.870	35.856 1:55.726	101,7	-----

Mejor Sectores	FL - IP1	IP1 - IP2	IP2 - IP3	IP3 - FL
	25.134	14.918	29.972	30.896



Jerez - 4423 m



60

CIRCUITO DE JEREZ - WSBK TEST

Wednesday, January 22nd 2025

INDIVIDUAL ANALYSIS

60.- Michael VD MARK - Rokit BMW Motorrad WorldSBK Team

Lap	Time	IP1	IP2	IP3	VMax	FL
1	11:49:31	29.462 29.462	17.064 46.526	33.051 1:19.577	231,3	1:47:25.750 PIT EXIT
2	11:55:24	30.016 30.016	16.126 46.142	32.321 1:18.463	241,6	4:34.862 PIT EXIT
3	11:57:19	35.338 35.338	16.345 51.683	31.055 1:22.738	214,3	31.795 1:54.533
4	11:58:60	25.431 25.431	14.780 40.211	30.072 1:10.283	266	31.172 1:41.455
5	12:00:42	25.352 25.352	14.884 40.236	30.232 1:10.468	261,5	31.033 1:41.501
6	12:17:43	28.675 28.675	14.824 43.499	30.795 1:14.294	266,7	15:46.979 PIT EXIT
7	12:19:28	28.265 28.265	15.080 43.345	30.559 1:13.904	260,2	31.525 1:45.429
8	12:21:10	25.109 25.109	14.833 39.942	30.328 1:10.270	263,4	30.962 1:41.232
9	12:52:41	43.809 43.809	17.239 1:01.048	32.323 1:33.371	201,5	29:58.254 PIT EXIT
10	12:54:31	30.315 30.315	15.502 45.817	33.083 1:18.900	255,3	31.250 1:50.150
11	12:56:13	25.498 25.498	14.907 40.405	30.020 1:10.425	262,8	31.036 1:41.461
12	13:05:55	25.217 25.217	14.866 40.083	30.243 1:10.326	262,1	8:32.212 PIT EXIT
13	13:07:42	29.229 29.229	15.177 44.406	30.659 1:15.065	257,8	31.305 1:46.370
14	13:09:23	25.170 25.170	14.758 39.928	30.137 1:10.065	262,8	30.805 1:40.870
15	13:11:06	28.085 28.085	14.858 42.943	29.968 1:12.911	264,7	30.738 1:43.649
16	13:12:55	25.222 25.222	18.651 43.873	32.470 1:16.343	163,9	32.718 1:49.061
17	13:14:40	25.377 25.377	14.794 40.171	29.895 1:10.066	262,1	34.276 1:44.342
18	13:22:21	27.311 27.311	15.138 42.449	30.641 1:13.090	260,9	6:27.891 PIT EXIT
19	13:24:08	29.217 29.217	15.362 44.579	31.977 1:16.556	250,6	31.155 1:47.711
20	13:25:49	25.263 25.263	14.815 40.078	29.856 1:09.934	262,8	30.758 1:40.692
21	13:27:37	31.710 31.710	14.922 46.632	30.153 1:16.785	266	30.962 1:47.747
22	13:51:06	30.063 30.063	15.350 45.413	30.802 1:16.215	261,5	22:13.032 PIT EXIT
23	13:52:51	28.469 28.469	15.068 43.537	30.560 1:14.097	262,1	31.315 1:45.412



Jerez - 4423 m



60

CIRCUITO DE JEREZ - WSBK TEST

Wednesday, January 22nd 2025

INDIVIDUAL ANALYSIS

60.- Michael VD MARK - Rokit BMW Motorrad WorldSBK Team

Lap	Time	IP1	IP2	IP3	VMax	FL
24	13:54:35	25.378 25.378	14.910 40.288	31.936 1:12.224	264,1	31.571 1:43.795
25	14:43:54	25.417 25.417	14.978 40.395	30.765 1:11.160	261,5	48:07.229 PIT EXIT
26	14:45:39	28.316 28.316	15.232 43.548	30.461 1:14.009	260,2	31.233 1:45.242
27	14:47:20	25.291 25.291	14.873 40.164	30.329 1:10.493	264,1	31.048 1:41.541
28	14:49:02	25.354 25.354	14.951 40.305	30.176 1:10.481	262,1	30.996 1:41.477
29	15:05:24	25.241 25.241	15.043 40.284	30.429 1:10.713	262,8	15:11.015 PIT EXIT
30	15:07:10	29.594 29.594	15.368 44.962	30.506 1:15.468	259	31.418 1:46.886
31	15:08:52	25.267 25.267	15.125 40.392	30.162 1:10.554	263,4	31.059 1:41.613
32	15:22:05	25.389 25.389	15.015 40.404	30.835 1:11.239	261,5	12:01.472 PIT EXIT
33	15:23:51	28.902 28.902	15.239 44.141	30.689 1:14.830	260,2	31.191 1:46.021
34	15:25:32	25.263 25.263	14.867 40.130	29.946 1:10.076	262,8	30.851 1:40.927
35	15:45:47	25.221 25.221	14.842 40.063	33.689 1:13.752	262,1	19:01.560 PIT EXIT
36	15:47:40	31.185 31.185	15.474 46.659	33.896 1:20.555	259,6	31.968 1:52.523
37	15:49:21	25.162 25.162	14.884 40.046	30.108 1:10.154	260,9	30.963 1:41.117
38	15:51:03	26.721 26.721	14.828 41.549	30.311 1:11.860	262,8	30.900 1:42.760
39	15:52:47	25.210 25.210	15.088 40.298	30.579 1:10.877	259	32.715 1:43.592
40	16:02:48	25.364 25.364	14.920 40.284	30.582 1:10.866	264,1	8:49.696 PIT EXIT
41	16:04:35	30.276 30.276	15.121 45.397	30.517 1:15.914	263,4	31.451 1:47.365
42	16:06:17	25.744 25.744	14.979 40.723	30.039 1:10.762	260,2	31.039 1:41.801
43	16:07:58	25.241 25.241	14.905 40.146	30.198 1:10.344	261,5	31.077 1:41.421
44	16:31:56	29.243 29.243	15.419 44.662	30.512 1:15.174	256,5	22:42.854 PIT EXIT
45	16:33:42	29.617 29.617	14.899 44.516	30.139 1:14.655	262,7	30.941 1:45.596
46	16:35:32	27.103 27.103	15.868 42.971	33.241 1:16.212	225,7	33.710 1:49.922



Jerez - 4423 m



60

CIRCUITO DE JEREZ - WSBK TEST

Wednesday, January 22nd 2025

INDIVIDUAL ANALYSIS

60.- Michael VD MARK - Rokit BMW Motorrad WorldSBK Team

Lap	Time	IP1	IP2	IP3	VMax	FL
47	16:37:12	<u>24.986</u> <u>24.986</u>	14.788 <u>39.774</u>	29.874 <u>1:09.648</u>	265,8	30.804 1:40.452
48	16:38:59	31.098 31.098	15.000 46.098	29.965 1:16.063	263	30.959 1:47.022
49	16:40:41	25.830 25.830	14.817 40.647	30.658 1:11.305	265,9	30.966 1:42.271
50	16:59:25	25.149 25.149	14.869 40.018	30.093 1:10.111	260,7	17:33.825 PIT EXIT
51	17:01:10	28.023 28.023	15.143 43.166	30.619 1:13.785	254,1	31.147 1:44.932
52	17:02:51	25.170 25.170	14.839 40.009	30.045 1:10.054	261,4	30.956 1:41.010
53	17:04:36	25.233 25.233	15.251 40.484	32.965 1:13.449	254,4	31.099 1:44.548
54	17:21:16	25.171 25.171	14.879 40.050	30.214 1:10.264	262,9	15:30.263 PIT EXIT
55	17:23:07	29.514 29.514	15.137 44.651	34.402 1:19.053	256,8	31.051 1:50.104
56	17:24:48	25.159 25.159	15.027 40.186	30.081 1:10.267	259	30.939 1:41.206
57	17:31:25	25.230 25.230	16.562 41.792	34.479 1:16.271	233,6	5:21.064 PIT EXIT
58	17:33:11	29.016 29.016	15.359 44.375	31.028 1:15.403	257,9	30.962 1:46.365
59	17:39:16	25.147 25.147	14.929 40.076	29.970 1:10.046	259,5	4:54.142 PIT EXIT
60	17:41:02	28.635 28.635	15.600 44.235	31.288 1:15.523	253,9	31.333 1:46.856
61		27.002 27.002	17.299 44.301	36.590 1:20.891	236,4	-----

Mejor Sectores	FL - IP1	IP1 - IP2	IP2 - IP3	IP3 - FL
	24.986	14.758	29.856	30.738



Jerez - 4423 m



65

CIRCUITO DE JEREZ - WSBK TEST
Wednesday, January 22nd 2025
INDIVIDUAL ANALYSIS
65.- Jonathan REA - Pata Maxus Yamaha

Lap	Time	IP1	IP2	IP3	VMax	FL
1	12:28:05	34.451 34.451	15.213 49.664	30.685 1:20.349	256,5	31.208 1:51.557
2	12:29:46	25.073 25.073	14.852 39.925	29.992 1:09.917	260,9	30.824 1:40.741
3	13:05:41	25.100 25.100	14.929 40.029	30.475 1:10.504	261,5	34:45.328 PIT EXIT
4	13:07:28	30.317 30.317	14.955 45.272	30.258 1:15.530	255,9	30.963 1:46.493
5	13:09:09	25.003 25.003	14.811 39.814	30.026 1:09.840	258,4	30.756 1:40.596
6	13:10:49	<u>24.916</u> <u>24.916</u>	<u>14.810</u> <u>39.726</u>	<u>29.858</u> <u>1:09.584</u>	260,2	30.878 1:40.462
7	13:12:30	25.009 25.009	14.842 39.851	29.917 1:09.768	258,4	<u>30.748</u> 1:40.516
8	13:40:29	27.836 27.836	15.530 43.366	31.897 1:15.263	255,9	26:44.220 PIT EXIT
9	13:42:21	34.314 34.314	14.949 49.263	30.704 1:19.967	260,2	32.218 1:52.185
10	13:44:02	24.996 24.996	14.870 39.866	29.962 1:09.828	259	30.751 1:40.579
11	13:45:43	25.068 25.068	14.937 40.005	29.971 1:09.976	259,6	30.914 1:40.890
12	13:47:23	24.960 24.960	14.908 39.868	30.062 1:09.930	260,2	30.819 1:40.749
13	15:58:46	26.543 26.543	15.447 41.990	31.943 1:13.933	258,4	2:10:09.058 PIT EXIT
14	16:25:59	30.469 30.469	15.215 45.684	36.768 1:22.452	256,5	25:49.790 PIT EXIT
15	17:30:46	31.675 31.675	20.717 52.392	35.641 1:28.033	252,9	1:03:19.204 PIT EXIT
16	17:32:32	29.762 29.762	15.142 44.904	30.365 1:15.269	257,4	31.094 1:46.363
17		25.163 25.163	14.993 40.156	30.356 1:10.512	258	-----

Mejor Sectores	FL - IP1	IP1 - IP2	IP2 - IP3	IP3 - FL
	24.916	14.810	29.858	30.748



Jerez - 4423 m



66

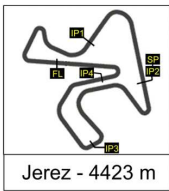
CIRCUITO DE JEREZ - WSBK TEST
Wednesday, January 22nd 2025
INDIVIDUAL ANALYSIS
66.- Florian ALT - Honda Germany

Lap	Time	IP1	IP2	IP3	VMax	FL
1	10:34:41	32.131 32.131	16.525 48.656	32.714 1:21.370	257,1	32.844 1:54.214
2	10:36:26	26.225 26.225	15.621 41.846	31.443 1:13.289	260,2	31.836 1:45.125
3	10:38:10	25.845 25.845	15.474 41.319	31.083 1:12.402	258,4	31.441 1:43.843
4	10:39:53	25.614 25.614	15.271 40.885	30.841 1:11.726	259,6	31.662 1:43.388
5	10:41:41	25.749 25.749	15.385 41.134	30.746 1:11.880	256,5	35.509 1:47.389
6	11:44:29	27.400 27.400	15.776 43.176	32.973 1:16.149	256,5	1:01:31.816 PIT EXIT
7	11:46:26	33.640 33.640	16.649 50.289	33.968 1:24.257	229,8	33.023 1:57.280
8	11:48:12	27.220 27.220	15.710 42.930	31.469 1:14.399	250,6	31.476 1:45.875
9	11:49:55	25.527 25.527	15.288 40.815	30.613 1:11.428	259	32.050 1:43.478
10	12:22:42	32.008 32.008	15.861 47.869	31.884 1:19.753	251,2	31:27.172 PIT EXIT
11	12:24:34	32.338 32.338	16.018 48.356	31.205 1:19.561	257,1	31.910 1:51.471
12	12:26:17	25.745 25.745	15.348 41.093	30.890 1:11.983	257,1	31.565 1:43.548
13	12:28:00	25.604 25.604	15.384 40.988	30.739 1:11.727	258,4	31.277 1:43.004
14	12:29:43	25.437 25.437	15.338 40.775	30.695 1:11.470	260,2	31.443 1:42.913
15	12:31:55	31.238 31.238	18.422 49.660	44.355 1:34.015	184	37.768 2:11.783
16	13:18:60	26.016 26.016	15.374 41.390	32.639 1:14.029	259,6	45:50.418 PIT EXIT
17	13:20:56	31.899 31.899	15.934 47.833	36.599 1:24.432	254,1	31.904 1:56.336
18	13:22:39	25.691 25.691	15.222 40.913	30.518 1:11.431	258,4	31.317 1:42.748
19	13:24:23	25.451 25.451	15.380 40.831	30.696 1:11.527	250,6	32.459 1:43.986
20	13:26:05	25.492 25.492	15.178 40.670	30.486 1:11.156	262,8	31.026 1:42.182
21	13:27:47	25.629 25.629	15.251 40.880	30.501 1:11.381	259	31.307 1:42.688
22	15:12:01	28.245 28.245	15.919 44.164	32.864 1:17.028	254,1	1:42:56.860 PIT EXIT
23	15:14:03	31.588 31.588	15.676 47.264	37.182 1:24.446	253,5	37.267 2:01.713



CIRCUITO DE JEREZ - WSBK TEST
Wednesday, January 22nd 2025
INDIVIDUAL ANALYSIS
66.- Florian ALT - Honda Germany

Lap	Time	IP1	IP2	IP3	VMax	FL
24	15:15:47	25.979 25.979	15.372 41.351	30.710 1:12.061	255,9	31.589 1:43.650
25	15:17:29	25.540 25.540	15.161 40.701	30.482 1:11.183	260,9	31.330 1:42.513
26	15:19:12	25.425 25.425	15.150 40.575	30.640 1:11.215	260,2	31.640 1:42.855
27	15:20:55	25.533 25.533	15.197 40.730	30.567 1:11.297	259	31.333 1:42.630
28	16:03:51	33.396 33.396	24.460 57.856	37.382 1:35.238	109,8	41:21.101 PIT EXIT
29	16:05:52	38.389 38.389	15.577 53.966	35.099 1:29.065	255,9	31.785 2:00.850
30	16:07:35	25.710 25.710	15.256 40.966	30.714 1:11.680	255,9	31.496 1:43.176
31	16:09:18	25.545 25.545	15.218 40.763	30.671 1:11.434	257,1	31.418 1:42.852
32	16:11:04	25.521 25.521	15.231 40.752	33.235 1:13.987	260,2	31.652 1:45.639
33	16:31:43	25.484 25.484	15.292 40.776	36.457 1:17.233	260,9	19:21.702 PIT EXIT
34	16:33:44	34.214 34.214	16.934 51.148	33.969 1:25.117	197,1	35.870 2:00.987
35	16:35:33	27.507 27.507	15.541 43.048	34.552 1:17.600	255,4	32.185 1:49.785
36	16:37:16	25.472 25.472	15.252 40.724	30.510 1:11.234	260,2	31.333 1:42.567
37	16:38:58	25.498 25.498	15.258 40.756	30.383 1:11.139	255,9	31.310 1:42.449
38	16:40:42	26.120 26.120	15.107 41.227	30.567 1:11.794	260,4	31.812 1:43.606
39	16:42:24	25.344 25.344	15.162 40.506	30.563 1:11.069	261,4	31.422 1:42.491
40	17:16:34	28.869 28.869	15.897 44.766	32.302 1:17.068	250,5	32:52.909 PIT EXIT
41	17:18:49	31.974 31.974	15.429 47.403	31.858 1:19.261	257,3	55.107 2:14.368
42	17:20:55	31.113 31.113	17.518 48.631	42.606 1:31.237	187,2	35.424 2:06.661
43	17:44:37	27.546 27.546	15.817 43.363	31.778 1:15.141	242,4	22:26.479 PIT EXIT
44	17:46:28	30.700 30.700	15.692 46.392	31.920 1:18.312	256	32.202 1:50.514
45	17:48:10	25.606 25.606	15.249 40.855	30.428 1:11.283	257,4	31.217 1:42.500
46	17:49:54	25.602 25.602	15.251 40.853	31.538 1:12.391	258,9	31.693 1:44.084



66

CIRCUITO DE JEREZ - WSBK TEST
Wednesday, January 22nd 2025
INDIVIDUAL ANALYSIS
66.- Florian ALT - Honda Germany

Lap	Time	IP1	IP2	IP3	VMax	FL
47	17:51:52	25.439	15.240	31.161	259,4	45.726
		25.439	40.679	1:11.840		1:57.566
48	17:53:34	25.526	15.228	30.426	259,4	31.368
		25.526	40.754	1:11.180		1:42.548
49		29.824	16.187	32.307	250,8	
		29.824	46.011	1:18.318		-----

Mejor Sectores	FL - IP1	IP1 - IP2	IP2 - IP3	IP3 - FL
	25.344	15.107	30.383	31.026



Jerez - 4423 m



77

CIRCUITO DE JEREZ - WSBK TEST

Wednesday, January 22nd 2025

INDIVIDUAL ANALYSIS

77.- Dominique AERGERTER - GYTR GRT Yamaha WorldSBK Team

Lap	Time	IP1	IP2	IP3	VMax	FL
1	14:15:33	34.222 34.222	15.902 50.124	35.904 1:26.028	254,7	32.014 1:58.042
2	14:17:16	25.918 25.918	14.981 40.899	30.691 1:11.590	258,4	31.111 1:42.701
3	14:18:58	25.643 25.643	15.010 40.653	30.465 1:11.118	259	31.001 1:42.119
4	14:20:40	25.538 25.538	14.935 40.473	30.450 1:10.923	259	31.282 1:42.205
5	14:22:22	25.539 25.539	14.960 40.499	30.406 1:10.905	260,2	31.121 1:42.026
6	14:24:05	25.418 25.418	14.985 40.403	30.435 1:10.838	260,2	31.303 1:42.141
7	14:25:47	25.611 25.611	15.027 40.638	30.543 1:11.181	258,4	31.320 1:42.501
8	14:27:30	25.524 25.524	14.969 40.493	30.699 1:11.192	259	31.630 1:42.822
9	14:29:12	25.403 25.403	14.974 40.377	30.347 1:10.724	259	30.998 1:41.722
10	15:06:53	27.640 27.640	15.551 43.191	32.032 1:15.223	256,5	36:25.861 PIT EXIT
11	15:08:46	33.477 33.477	15.790 49.267	31.651 1:20.918	254,1	32.179 1:53.097
12	15:10:30	25.905 25.905	15.287 41.192	30.773 1:11.965	254,7	31.848 1:43.813
13	15:12:13	25.659 25.659	14.973 40.632	30.581 1:11.213	259,6	31.761 1:42.974
14	15:13:55	25.430 25.430	14.974 40.404	30.618 1:11.022	259,6	31.144 1:42.166
15	15:15:38	25.498 25.498	15.438 40.936	30.732 1:11.668	259,6	31.547 1:43.215
16	15:17:20	25.471 25.471	15.027 40.498	30.404 1:10.902	259	31.433 1:42.335
17	15:19:02	25.424 25.424	14.974 40.398	30.289 1:10.687	259,6	31.199 1:41.886
18	15:41:28	30.544 30.544	16.645 47.189	32.195 1:19.384	251,7	21:06.575 PIT EXIT
19	15:43:19	31.606 31.606	15.561 47.167	31.529 1:18.696	252,3	31.815 1:50.511
20	15:45:02	25.911 25.911	15.025 40.936	30.811 1:11.747	259	31.639 1:43.386
21	15:46:45	25.812 25.812	15.216 41.028	30.784 1:11.812	255,9	31.557 1:43.369
22	15:48:28	25.693 25.693	15.083 40.776	30.539 1:11.315	261,5	31.287 1:42.602
23	16:20:51	30.276 30.276	15.861 46.137	32.538 1:18.675	249,4	31:04.173 PIT EXIT



Jerez - 4423 m



77

CIRCUITO DE JEREZ - WSBK TEST

Wednesday, January 22nd 2025

INDIVIDUAL ANALYSIS

77.- Dominique AERGERTER - GYTR GRT Yamaha WorldSBK Team

Lap	Time	IP1	IP2	IP3	VMax	FL
24	16:22:44	32.878 32.878	15.910 48.788	32.114 1:20.902	252,9	31.831 1:52.733
25	16:24:26	25.523 25.523	14.936 40.459	30.439 1:10.898	258,4	31.043 1:41.941
26	16:26:07	<u>25.323</u> <u>25.323</u>	14.940 40.263	30.351 1:10.614	259,6	<u>30.967</u> 1:41.581
27	16:27:49	25.364 25.364	<u>14.850</u> <u>40.214</u>	<u>30.242</u> <u>1:10.456</u>	260,2	31.032 1:41.488
28	16:29:30	25.341 25.341	14.916 40.257	30.329 1:10.586	260,2	30.993 1:41.579
29	16:31:12	25.449 25.449	14.999 40.448	30.406 1:10.854	259,7	31.209 1:42.063
30	16:32:55	25.373 25.373	15.068 40.441	30.410 1:10.851	259,2	31.474 1:42.325
31	17:18:39	29.420 29.420	15.887 45.307	32.982 1:18.289	253,3	44:25.751 PIT EXIT
32	17:20:55	42.776 42.776	16.349 59.125	33.999 1:33.124	250,3	43.681 2:16.805
33		27.514 27.514	16.461 43.975	33.089 1:17.064	239,7	-----

Mejor Sectores	FL - IP1	IP1 - IP2	IP2 - IP3	IP3 - FL
	25.323	14.850	30.242	30.967



Jerez - 4423 m



87

CIRCUITO DE JEREZ - WSBK TEST
Wednesday, January 22nd 2025
INDIVIDUAL ANALYSIS
87.- Remy GARDNER - GYTR GRT Yamaha WorldSBK Team

Lap	Time	IP1	IP2	IP3	VMax	FL
1	10:45:15	31.590 31.590	15.911 47.501	32.215 1:19.716	257,1	7:13.061 PIT EXIT
2	10:47:06	30.109 30.109	15.897 46.006	32.976 1:18.982	255,3	32.343 1:51.325
3	10:48:50	25.829 25.829	15.351 41.180	30.856 1:12.036	259	31.571 1:43.607
4	10:50:32	25.503 25.503	15.125 40.628	30.333 1:10.961	259,6	31.074 1:42.035
5	10:52:18	25.470 25.470	14.952 40.422	33.969 1:14.391	263,4	31.806 1:46.197
6	10:54:00	25.300 25.300	14.980 40.280	30.301 1:10.581	260,2	31.043 1:41.624
7	10:55:41	25.099 25.099	14.944 40.043	30.368 1:10.411	264,7	31.336 1:41.747
8	10:57:28	27.425 27.425	15.531 42.956	31.410 1:14.366	260,9	31.732 1:46.098
9	10:59:09	25.248 25.248	15.000 40.248	30.194 1:10.442	262,1	31.033 1:41.475
10	11:14:59	25.346 25.346	17.184 42.530	33.815 1:16.345	225,5	14:33.589 PIT EXIT
11	11:16:52	32.953 32.953	15.631 48.584	32.577 1:21.161	257,1	31.612 1:52.773
12	11:18:34	25.571 25.571	15.090 40.661	30.380 1:11.041	259,6	31.255 1:42.296
13	11:20:16	25.255 25.255	14.939 40.194	30.086 1:10.280	263,4	31.462 1:41.742
14	11:21:57	25.348 25.348	15.077 40.425	30.118 1:10.543	260,9	31.118 1:41.661
15	11:23:39	25.243 25.243	14.920 40.163	30.044 1:10.207	260,2	30.902 1:41.109
16	11:43:24	28.613 28.613	15.352 43.965	31.187 1:15.152	258,4	18:30.684 PIT EXIT
17	11:45:18	33.115 33.115	15.526 48.641	33.712 1:22.353	254,7	31.540 1:53.893
18	11:47:01	25.499 25.499	15.046 40.545	30.487 1:11.032	261,5	31.210 1:42.242
19	11:48:43	25.322 25.322	15.017 40.339	30.210 1:10.549	262,8	31.451 1:42.000
20	11:50:30	25.446 25.446	15.997 41.443	33.768 1:15.211	249,4	32.191 1:47.402
21	11:52:14	25.477 25.477	15.180 40.657	31.121 1:11.778	258,4	31.908 1:43.686
22	12:09:52	26.082 26.082	15.387 41.469	32.484 1:13.953	258,4	16:24.507 PIT EXIT
23	12:11:48	31.102 31.102	16.680 47.782	35.580 1:23.362	183,7	32.122 1:55.484



Jerez - 4423 m



87

CIRCUITO DE JEREZ - WSBK TEST
Wednesday, January 22nd 2025
INDIVIDUAL ANALYSIS
87.- Remy GARDNER - GYTR GRT Yamaha WorldSBK Team

Lap	Time	IP1	IP2	IP3	VMax	FL
24	12:13:31	25.810 25.810	15.308 41.118	30.519 1:11.637	258,4	31.386 1:43.023
25	12:19:43	25.437 25.437	15.089 40.526	30.967 1:11.493	260,2	5:01.376 PIT EXIT
26	12:21:32	30.013 30.013	15.486 45.499	31.433 1:16.932	257,8	31.511 1:48.443
27	12:23:13	25.207 25.207	14.922 40.129	29.962 1:10.091	261,5	30.855 1:40.946
28	12:24:59	27.619 27.619	15.362 42.981	31.261 1:14.242	259,6	31.663 1:45.905
29	12:26:40	25.243 25.243	14.954 40.197	30.061 1:10.258	259,6	30.827 1:41.085
30	12:28:25	25.240 25.240	14.915 40.155	31.586 1:11.741	261,5	33.398 1:45.139
31	12:30:06	25.151 25.151	<u>14.885</u> 40.036	29.975 1:10.011	261,5	30.764 1:40.775
32	14:23:09	30.815 30.815	15.454 46.269	31.396 1:17.665	258,4	1:51:46.000 PIT EXIT
33	14:25:02	31.091 31.091	17.957 49.048	31.666 1:20.714	219,1	31.602 1:52.316
34	14:26:44	25.575 25.575	15.164 40.739	30.359 1:11.098	259	31.149 1:42.247
35	14:28:26	25.419 25.419	15.163 40.582	30.189 1:10.771	260,2	31.220 1:41.991
36	14:30:07	25.294 25.294	15.069 40.363	30.103 1:10.466	258,4	31.072 1:41.538
37	14:31:49	25.345 25.345	15.043 40.388	30.141 1:10.529	260,2	31.092 1:41.621
38	14:44:14	28.883 28.883	15.368 44.251	34.843 1:19.094	255,3	11:05.957 PIT EXIT
39	14:46:06	30.466 30.466	15.569 46.035	31.223 1:17.258	255,9	34.548 1:51.806
40	14:47:50	25.076 25.076	15.304 40.380	31.309 1:11.689	260,9	32.520 1:44.209
41	14:49:31	25.044 25.044	14.924 39.968	<u>29.715</u> 1:09.683	260,9	30.839 1:40.522
42	14:51:18	28.278 28.278	15.599 43.877	31.506 1:15.383	258,4	31.954 1:47.337
43	14:52:58	<u>24.924</u> <u>24.924</u>	14.930 <u>39.854</u>	29.754 <u>1:09.608</u>	259,6	30.685 1:40.293
44	15:23:19	27.885 27.885	15.382 43.267	31.269 1:14.536	255,3	29:06.412 PIT EXIT
45	15:25:08	29.789 29.789	15.735 45.524	31.429 1:16.953	254,1	31.859 1:48.812
46	15:26:49	25.247 25.247	15.047 40.294	30.016 1:10.310	259,6	30.990 1:41.300



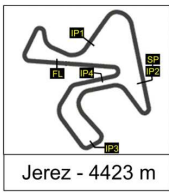
Jerez - 4423 m



87

CIRCUITO DE JEREZ - WSBK TEST
Wednesday, January 22nd 2025
INDIVIDUAL ANALYSIS
87.- Remy GARDNER - GYTR GRT Yamaha WorldSBK Team

Lap	Time	IP1	IP2	IP3	VMax	FL
47	15:28:35	26.906 26.906	15.408 42.314	30.896 1:13.210	260,2	31.993 1:45.203
48	15:30:16	25.148 25.148	14.998 40.146	30.111 1:10.257	259	30.853 1:41.110
49	15:31:57	25.157 25.157	15.072 40.229	29.981 1:10.210	259,6	30.882 1:41.092
50	15:56:03	25.160 25.160	14.995 40.155	30.237 1:10.392	260,9	22:55.996 PIT EXIT
51	15:57:54	31.286 31.286	15.563 46.849	32.697 1:19.546	254,7	31.687 1:51.233
52	15:59:36	25.139 25.139	15.048 40.187	30.093 1:10.280	260,2	31.313 1:41.593
53	16:01:17	25.209 25.209	15.084 40.293	30.035 1:10.328	260,9	31.062 1:41.390
54	16:02:59	25.220 25.220	15.067 40.287	30.054 1:10.341	260,9	31.122 1:41.463
55	16:04:40	25.139 25.139	15.080 40.219	29.894 1:10.113	260,9	30.912 1:41.025
56	16:06:21	25.119 25.119	15.020 40.139	30.197 1:10.336	260,2	30.909 1:41.245
57	16:20:41	29.005 29.005	15.399 44.404	32.476 1:16.880	257,1	13:02.712 PIT EXIT
58	16:22:47	36.759 36.759	18.271 55.030	38.881 1:33.911	114,5	32.636 2:06.547
59	16:24:29	25.133 25.133	14.942 40.075	29.838 1:09.913	259	32.215 1:42.128
60	16:26:18	25.057 25.057	14.889 39.946	35.775 1:15.721	262,8	32.971 1:48.692
61	16:27:59	25.042 25.042	14.905 39.947	29.870 1:09.817	262,1	<u>30.666</u> 1:40.483
62	16:29:39	25.044 25.044	14.935 39.979	29.980 1:09.959	261,4	30.775 1:40.734
63	17:03:23	29.609 29.609	15.666 45.275	31.322 1:16.597	254,4	32:27.322 PIT EXIT
64	17:05:13	30.265 30.265	15.622 45.887	31.893 1:17.780	256,4	32.049 1:49.829
65	17:06:55	25.422 25.422	15.109 40.531	30.416 1:10.947	260,1	31.151 1:42.098
66	17:08:36	25.300 25.300	15.005 40.305	30.071 1:10.376	260,9	30.821 1:41.197
67	17:10:18	25.121 25.121	15.024 40.145	30.066 1:10.211	260,4	30.991 1:41.202
68	17:11:59	25.107 25.107	15.030 40.137	30.034 1:10.171	261	30.877 1:41.048
69	17:27:04	29.806 29.806	15.601 45.407	30.896 1:16.303	258,9	13:49.570 PIT EXIT



87

CIRCUITO DE JEREZ - WSBK TEST
Wednesday, January 22nd 2025
INDIVIDUAL ANALYSIS
87.- Remy GARDNER - GYTR GRT Yamaha WorldSBK Team

Lap	Time	IP1	IP2	IP3	VMax	FL
70	17:28:56	30.826	15.595	33.015	255,7	31.834
		30.826	46.421	1:19.436		1:51.270
71	17:30:39	25.692	15.282	30.628	258,6	31.559
		25.692	40.974	1:11.602		1:43.161
72		25.765	15.241	31.013	259,9	
		25.765	41.006	1:12.019		-----

Mejor Sectores	FL - IP1	IP1 - IP2	IP2 - IP3	IP3 - FL
	24.924	14.885	29.715	30.666



Jerez - 4423 m



95

CIRCUITO DE JEREZ - WSBK TEST
Wednesday, January 22nd 2025
INDIVIDUAL ANALYSIS
95.- Tarran MACKENZIE - Petronas Mie Honda Racing

Lap	Time	IP1	IP2	IP3	VMax	FL
1	10:12:14	34.555 34.555	17.434 51.989	35.463 1:27.452	230,8	6:44.407 PIT EXIT
2	10:14:11	34.896 34.896	16.189 51.085	32.848 1:23.933	253,5	33.571 1:57.504
3	10:15:56	26.192 26.192	15.399 41.591	31.459 1:13.050	257,8	31.963 1:45.013
4	10:17:40	25.829 25.829	15.109 40.938	31.166 1:12.104	260,2	31.740 1:43.844
5	10:38:52	28.420 28.420	15.787 44.207	33.016 1:17.223	253,5	19:54.852 PIT EXIT
6	10:40:48	35.907 35.907	15.601 51.508	31.716 1:23.224	257,8	32.139 1:55.363
7	10:42:31	25.825 25.825	15.123 40.948	31.034 1:11.982	259	31.525 1:43.507
8	10:44:15	25.709 25.709	15.555 41.264	31.200 1:12.464	260,9	31.628 1:44.092
9	10:45:58	25.463 25.463	15.031 40.494	30.993 1:11.487	260,9	31.652 1:43.139
10	10:47:41	25.452 25.452	14.985 40.437	30.758 1:11.195	258,4	31.361 1:42.556
11	10:49:23	25.512 25.512	15.111 40.623	30.542 1:11.165	259	31.253 1:42.418
12	11:15:54	25.417 25.417	15.049 40.466	54.636 1:35.102	257,8	24:56.030 PIT EXIT
13	11:17:50	36.188 36.188	15.671 51.859	31.554 1:23.413	255,3	31.876 1:55.289
14	11:19:36	27.120 27.120	15.455 42.575	31.946 1:14.521	256,5	31.628 1:46.149
15	11:45:09	28.421 28.421	15.091 43.512	32.268 1:15.780	259	24:17.485 PIT EXIT
16	11:47:06	38.008 38.008	15.590 53.598	31.709 1:25.307	256,5	31.981 1:57.288
17	11:48:50	25.702 25.702	15.149 40.851	30.685 1:11.536	258,4	31.597 1:43.133
18	11:50:33	25.966 25.966	15.247 41.213	30.699 1:11.912	257,1	31.503 1:43.415
19	12:08:56	29.098 29.098	15.612 44.710	32.129 1:16.839	254,1	17:06.331 PIT EXIT
20	12:10:49	33.530 33.530	15.620 49.150	32.126 1:21.276	259	31.842 1:53.118
21	12:12:32	25.653 25.653	15.005 40.658	30.609 1:11.267	261,5	31.214 1:42.481
22	12:14:14	25.512 25.512	<u>14.903</u> 40.415	30.455 1:10.870	259	31.266 1:42.136
23	12:15:56	25.372 25.372	14.908 40.280	30.473 1:10.753	259	31.170 1:41.923



Jerez - 4423 m



95

CIRCUITO DE JEREZ - WSBK TEST
Wednesday, January 22nd 2025
INDIVIDUAL ANALYSIS
95.- Tarran MACKENZIE - Petronas Mie Honda Racing

Lap	Time	IP1	IP2	IP3	VMax	FL
24	12:17:42	25.320 25.320	15.054 40.374	30.498 1:10.872	255,9	35.555 1:46.427
25	12:19:25	25.411 25.411	15.093 40.504	30.776 1:11.280	259	31.455 1:42.735
26	12:51:37	25.260 25.260	14.958 40.218	35.404 1:15.622	257,8	30:56.839 PIT EXIT
27	12:53:28	31.435 31.435	15.525 46.960	31.507 1:18.467	252,3	31.911 1:50.378
28	12:55:11	25.537 25.537	15.429 40.966	30.636 1:11.602	257,8	31.382 1:42.984
29	12:56:56	28.222 28.222	15.091 43.313	30.748 1:14.061	256,5	31.346 1:45.407
30	12:58:39	25.476 25.476	15.035 40.511	30.681 1:11.192	255,9	31.383 1:42.575
31	13:00:21	25.447 25.447	15.113 40.560	30.638 1:11.198	254,1	31.403 1:42.601
32	13:02:26	37.042 37.042	15.104 52.146	30.631 1:22.777	260,2	41.644 2:04.421
33	14:52:36					1:50:10.129 PIT EXIT
34	14:54:36	40.393 40.393	15.563 55.956	31.487 1:27.443	255,3	32.626 2:00.069
35	14:56:18	25.476 25.476	15.010 40.486	30.606 1:11.092	258,4	31.135 1:42.227
36	14:58:01	25.560 25.560	15.012 40.572	30.693 1:11.265	255,9	31.555 1:42.820
37	14:59:43	25.328 25.328	14.962 40.290	30.499 1:10.789	257,8	31.315 1:42.104
38	15:01:25	25.275 25.275	15.009 40.284	30.321 1:10.605	256,5	31.110 1:41.715
39	15:03:14	29.888 29.888	16.232 46.120	31.541 1:17.661	246	31.872 1:49.533
40	15:04:56	25.323 25.323	15.032 40.355	30.505 1:10.860	255,9	31.208 1:42.068
41	15:26:31	29.618 29.618	16.263 45.881	32.897 1:18.778	233,3	20:15.925 PIT EXIT
42	15:28:26	36.562 36.562	15.356 51.918	31.035 1:22.953	256,5	31.712 1:54.665
43	15:30:09	25.797 25.797	15.097 40.894	30.516 1:11.410	258,4	31.658 1:43.068
44	15:32:03	35.663 35.663	15.307 50.970	30.773 1:21.743	257,1	32.069 1:53.812
45	15:59:55	25.512 25.512	15.060 40.572	33.405 1:13.977	259	26:38.566 PIT EXIT
46	16:01:52	38.287 38.287	15.352 53.639	31.079 1:24.718	254,7	32.282 1:57.000



Jerez - 4423 m



95

CIRCUITO DE JEREZ - WSBK TEST
Wednesday, January 22nd 2025
INDIVIDUAL ANALYSIS
95.- Tarran MACKENZIE - Petronas Mie Honda Racing

Lap	Time	IP1	IP2	IP3	VMax	FL
47	16:03:35	25.639 25.639	15.143 40.782	30.549 1:11.331	255,3	31.536 1:42.867
48	16:05:23	30.508 30.508	15.192 45.700	30.567 1:16.267	256,5	31.465 1:47.732
49	16:07:06	25.374 25.374	15.989 41.363	30.754 1:12.117	254,1	31.564 1:43.681
50	16:08:49	25.392 25.392	14.967 40.359	30.418 1:10.777	257,1	31.304 1:42.081
51	17:09:29	32.993 32.993	15.539 48.532	31.369 1:19.901	250,6	59:20.374 PIT EXIT
52	17:11:31	42.468 42.468	15.627 58.095	31.890 1:29.985	253,8	32.640 2:02.625
53	17:13:14	25.494 25.494	15.048 40.542	30.495 1:11.037	257,6	31.344 1:42.381
54	17:14:56	25.458 25.458	15.020 40.478	30.601 1:11.079	254,2	31.447 1:42.526
55	17:16:39	25.317 25.317	15.122 40.439	30.647 1:11.086	258,7	31.396 1:42.482
56	17:18:21	25.485 25.485	15.015 40.500	30.472 1:10.972	255,5	31.417 1:42.389
57	17:45:08	1:27.201 1:27.201	17.001 1:44.202	34.772 2:18.974	235,2	24:27.559 PIT EXIT
58	17:45:48					39.984
59	17:47:15		18.433 18.433	35.866 54.299	220,9	32.567 2:01.060
60	17:48:60	26.192 26.192	15.252 41.444	31.842 1:13.286	246,8	31.904 1:45.190
61	17:50:43	25.740 25.740	15.154 40.894	30.790 1:11.684	256,7	31.774 1:43.458
62		27.513 27.513	15.849 43.362	32.380 1:15.742	247,6	-----

Mejor Sectores	FL - IP1	IP1 - IP2	IP2 - IP3	IP3 - FL
	25.260	14.903	30.321	31.110



Jerez - 4423 m



97

CIRCUITO DE JEREZ - WSBK TEST
Wednesday, January 22nd 2025
INDIVIDUAL ANALYSIS
97.- Xavi VIERGE - Team HRC WorldSBK

Lap	Time	IP1	IP2	IP3	VMax	FL
1	10:50:52	31.456 31.456	15.848 47.304	33.529 1:20.833	237,4	32.239 1:53.072
2	10:52:34	25.528 25.528	14.963 40.491	30.786 1:11.277	264,1	31.008 1:42.285
3	10:54:16	25.085 25.085	14.748 39.833	30.947 1:10.780	268,7	30.966 1:41.746
4	10:55:57	25.066 25.066	14.944 40.010	30.552 1:10.562	266	30.987 1:41.549
5	10:57:40	25.886 25.886	15.231 41.117	30.928 1:12.045	262,8	31.146 1:43.191
6	10:59:21	25.135 25.135	14.811 39.946	30.218 1:10.164	266	30.833 1:40.997
7	11:20:01	25.101 25.101	14.819 39.920	30.346 1:10.266	264,1	19:29.332 PIT EXIT
8	11:21:51	31.918 31.918	15.389 47.307	31.366 1:18.673	260,2	31.243 1:49.916
9	11:23:33	25.256 25.256	14.962 40.218	30.514 1:10.732	263,4	30.982 1:41.714
10	11:25:14	25.056 25.056	14.840 39.896	30.357 1:10.253	264,7	30.842 1:41.095
11	11:26:55	25.084 25.084	14.892 39.976	30.333 1:10.309	264,7	30.830 1:41.139
12	11:28:36	24.935 24.935	14.817 39.752	30.363 1:10.115	265,4	30.819 1:40.934
13	11:46:20	30.775 30.775	15.874 46.649	32.784 1:19.433	259	16:25.229 PIT EXIT
14	11:48:13	34.288 34.288	15.486 49.774	31.161 1:20.935	261,5	31.222 1:52.157
15	11:49:55	25.411 25.411	14.895 40.306	30.809 1:11.115	265,4	31.146 1:42.261
16	11:51:36	24.959 24.959	14.809 39.768	30.255 1:10.023	266	30.866 1:40.889
17	11:53:18	25.101 25.101	14.917 40.018	30.632 1:10.650	266,7	31.306 1:41.956
18	14:28:25	25.177 25.177	15.001 40.178	30.607 1:10.785	259,6	2:33:56.617 PIT EXIT
19	14:30:17	33.437 33.437	15.129 48.566	31.634 1:20.200	263,4	31.549 1:51.749
20	14:31:58	25.136 25.136	14.803 39.939	30.121 1:10.060	265,4	30.788 1:40.848
21	14:33:38	24.922 24.922	14.734 39.656	30.037 1:09.693	266,7	30.619 1:40.312
22	14:35:19	25.302 25.302	14.933 40.235	30.131 1:10.366	265,4	30.695 1:41.061
23	14:37:00	25.007 25.007	14.876 39.883	30.084 1:09.967	263,4	30.700 1:40.667



CIRCUITO DE JEREZ - WSBK TEST
Wednesday, January 22nd 2025
INDIVIDUAL ANALYSIS
97.- Xavi VIERGE - Team HRC WorldSBK

Lap	Time	IP1	IP2	IP3	VMax	FL
24	14:38:40	<u>24.853</u> <u>24.853</u>	14.796 <u>39.649</u>	30.051 1:09.700	264,7	30.787 1:40.487
25	14:40:21	24.975 24.975	14.850 39.825	30.087 1:09.912	263,4	30.787 1:40.699
26	14:42:02	25.021 25.021	14.898 39.919	30.231 1:10.150	263,4	30.761 1:40.911
27	14:43:42	24.956 24.956	14.954 39.910	30.134 1:10.044	263,4	30.638 1:40.682
28	14:45:23	25.021 25.021	14.881 39.902	30.085 1:09.987	264,7	30.793 1:40.780
29	14:47:04	24.967 24.967	14.891 39.858	30.174 1:10.032	262,1	30.771 1:40.803
30		25.380 25.380	16.441 41.821	32.979 1:14.800	231,3	-----

Mejor Sectores	FL - IP1	IP1 - IP2	IP2 - IP3	IP3 - FL
	24.853	14.734	30.037	30.619



Jerez - 4423 m



99

CIRCUITO DE JEREZ - WSBK TEST

Wednesday, January 22nd 2025

INDIVIDUAL ANALYSIS

99.- Bahattin SOFUOGLU - Yamaha Motoracing WorldSBK Team

Lap	Time	IP1	IP2	IP3	VMax	FL
1	10:18:33	45.002 45.002	16.365 1:01.367	34.110 1:35.477	250,6	33.436 2:08.913
2	10:20:21	27.179 27.179	15.643 42.822	32.550 1:15.372	252,3	32.672 1:48.044
3	10:22:06	26.144 26.144	15.416 41.560	31.412 1:12.972	253,5	31.990 1:44.962
4	10:23:50	25.775 25.775	15.118 40.893	31.430 1:12.323	255,9	31.708 1:44.031
5	10:25:34	25.611 25.611	15.161 40.772	30.903 1:11.675	254,7	31.762 1:43.437
6	10:27:19	27.203 27.203	15.265 42.468	31.087 1:13.555	254,1	31.685 1:45.240
7	10:29:02	25.580 25.580	15.035 40.615	30.946 1:11.561	255,9	31.657 1:43.218
8	11:08:15	31.155 31.155	16.275 47.430	33.664 1:21.094	242,2	37:52.187 PIT EXIT
9	11:10:13	34.428 34.428	15.652 50.080	32.446 1:22.526	252,3	35.253 1:57.779
10	11:11:57	26.049 26.049	15.318 41.367	31.001 1:12.368	254,1	31.698 1:44.066
11	11:13:41	25.729 25.729	15.251 40.980	30.876 1:11.856	256,5	31.647 1:43.503
12	11:15:24	25.622 25.622	15.075 40.697	30.931 1:11.628	257,8	31.567 1:43.195
13	11:17:15	28.776 28.776	15.460 44.236	31.553 1:15.789	253,5	35.219 1:51.008
14	11:18:57	25.667 25.667	15.015 40.682	30.405 1:11.087	258,4	31.406 1:42.493
15	11:20:50	32.465 32.465	16.329 48.794	31.569 1:20.363	242,7	32.052 1:52.415
16	11:22:32	25.495 25.495	15.149 40.644	30.450 1:11.094	254,1	31.483 1:42.577
17	11:48:25	28.223 28.223	16.778 45.001	33.122 1:18.123	239,5	24:34.505 PIT EXIT
18	11:50:15	30.303 30.303	15.513 45.816	31.731 1:17.547	248,8	32.343 1:49.890
19	11:51:58	25.891 25.891	15.285 41.176	30.604 1:11.780	252,9	31.646 1:43.426
20	11:53:41	25.622 25.622	15.235 40.857	30.638 1:11.495	257,1	31.526 1:43.021
21	11:55:30	27.527 27.527	16.884 44.411	32.026 1:16.437	231,3	31.888 1:48.325
22	11:57:17	29.186 29.186	15.285 44.471	30.914 1:15.385	250	31.713 1:47.098
23	11:58:60	25.657 25.657	15.191 40.848	30.637 1:11.485	255,9	31.859 1:43.344



Jerez - 4423 m



99

CIRCUITO DE JEREZ - WSBK TEST

Wednesday, January 22nd 2025

INDIVIDUAL ANALYSIS

99.- Bahattin SOFUOGLU - Yamaha Motoracing WorldSBK Team

Lap	Time	IP1	IP2	IP3	VMax	FL
24	12:00:43	25.862 25.862	15.161 41.023	30.786 1:11.809	256,5	31.618 1:43.427
25	12:02:41	30.947 30.947	20.033 50.980	34.505 1:25.485	120,1	32.391 1:57.876
26	12:27:59	25.755 25.755	15.938 41.693	33.169 1:14.862	245,5	24:03.037 PIT EXIT
27	12:30:17	35.193 35.193	15.540 50.733	32.032 1:22.765	248,8	54.975 PIT EXIT
28	12:32:05	30.188 30.188	15.254 45.442	31.094 1:16.536	252,9	31.499 1:48.035
29	12:33:47	25.462 25.462	15.006 40.468	30.439 1:10.907	254,7	31.179 1:42.086
30	12:35:28	<u>25.190</u> 25.190	15.050 40.240	30.124 1:10.364	257,1	<u>30.932</u> 1:41.296
31	12:59:13	27.492 27.492	16.032 43.524	32.828 1:16.352	250	22:28.525 PIT EXIT
32	13:01:01	30.078 30.078	15.333 45.411	30.882 1:16.293	252,3	31.586 1:47.879
33	13:02:43	25.427 25.427	15.077 40.504	30.429 1:10.933	254,1	31.243 1:42.176
34	13:04:25	25.422 25.422	15.045 40.467	30.267 1:10.734	255,3	31.381 1:42.115
35	13:06:12	28.151 28.151	15.343 43.494	31.459 1:14.953	255,3	31.592 1:46.545
36	13:08:03	33.411 33.411	15.355 48.766	30.705 1:19.471	257,8	31.496 1:50.967
37	13:09:45	25.337 25.337	15.089 40.426	30.301 1:10.727	255,3	31.279 1:42.006
38	13:33:10	30.234 30.234	15.844 46.078	32.185 1:18.263	252,3	22:06.933 PIT EXIT
39	13:34:58	29.658 29.658	15.359 45.017	31.095 1:16.112	250,6	31.611 1:47.723
40	13:36:40	25.543 25.543	15.191 40.734	30.264 1:10.998	254,1	31.288 1:42.286
41	13:38:23	25.540 25.540	15.127 40.667	30.526 1:11.193	252,9	31.288 1:42.481
42	13:40:05	25.299 25.299	15.020 40.319	30.288 1:10.607	254,7	31.462 1:42.069
43	13:41:51	28.800 28.800	15.215 44.015	31.085 1:15.100	254,1	31.477 1:46.577
44	14:11:02	25.479 25.479	15.132 40.611	33.518 1:14.129	254,1	27:56.051 PIT EXIT
45	14:12:57	36.610 36.610	15.918 52.528	31.350 1:23.878	247,7	31.332 1:55.210
46	14:14:39	25.339 25.339	14.998 40.337	30.315 1:10.652	255,3	31.353 1:42.005



Jerez - 4423 m



99

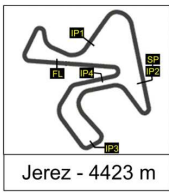
CIRCUITO DE JEREZ - WSBK TEST

Wednesday, January 22nd 2025

INDIVIDUAL ANALYSIS

99.- Bahattin SOFUOGLU - Yamaha Motoracing WorldSBK Team

Lap	Time	IP1	IP2	IP3	VMax	FL
47	14:16:20	25.353	15.011	<u>30.081</u>	255,9	30.943
		25.353	40.364	1:10.445		1:41.388
48	14:18:02	25.279	15.011	30.269	254,1	31.111
		25.279	40.290	1:10.559		1:41.670
49	14:19:44	25.564	15.054	30.461	256,5	31.517
		25.564	40.618	1:11.079		1:42.596
50	14:21:26	25.280	<u>14.876</u>	30.304	259,6	31.088
		25.280	<u>40.156</u>	1:10.460		1:41.548
51	14:23:08	25.676	15.061	30.280	256,5	31.212
		25.676	40.737	1:11.017		1:42.229
52	14:24:54	25.273	15.045	34.156	252,9	31.448
		25.273	40.318	1:14.474		1:45.922
53	14:26:36	25.225	14.976	30.223	255,3	31.226
		25.225	40.201	1:10.424		1:41.650
54	16:25:23	25.614	15.096	32.239	254,1	1:57:34.658
		25.614	40.710	1:12.949		PIT EXIT
55	16:27:13	30.381	15.796	31.743	248,3	32.040
		30.381	46.177	1:17.920		1:49.960
56	16:30:08	26.103	15.326	30.784	253,5	1:42.230
		26.103	41.429	1:12.213		PIT EXIT
57	16:31:54	28.812	15.299	30.796	246,9	31.444
		28.812	44.111	1:14.907		1:46.351
58	16:33:36	25.529	15.109	30.216	253,6	31.224
		25.529	40.638	1:10.854		1:42.078
59	16:35:18	25.383	15.131	30.205	256,7	31.374
		25.383	40.514	1:10.719		1:42.093
60	16:37:00	25.372	15.082	30.149	255,1	31.381
		25.372	40.454	1:10.603		1:41.984
61	16:52:57	27.661	15.837	32.068	252,5	14:41.011
		27.661	43.498	1:15.566		PIT EXIT
62	16:54:52	35.464	15.373	31.936	253,7	32.024
		35.464	50.837	1:22.773		1:54.797
63	16:56:34	25.623	15.228	30.508	253,2	31.473
		25.623	40.851	1:11.359		1:42.832
64	16:58:17	25.457	15.135	30.449	254,6	31.262
		25.457	40.592	1:11.041		1:42.303
65	17:20:02	31.815	16.104	32.215	251	20:24.971
		31.815	47.919	1:20.134		PIT EXIT
66	17:21:49	29.341	15.271	31.242	255,3	31.775
		29.341	44.612	1:15.854		1:47.629
67	17:23:31	25.421	15.071	30.356	253,6	31.005
		25.421	40.492	1:10.848		1:41.853
68	17:25:13	25.284	15.109	30.495	253,9	31.250
		25.284	40.393	1:10.888		1:42.138
69	17:27:04	25.483	15.647	32.443	234,1	36.769
		25.483	41.130	1:13.573		1:50.342



99

CIRCUITO DE JEREZ - WSBK TEST

Wednesday, January 22nd 2025

INDIVIDUAL ANALYSIS

99.- Bahattin SOFUOGLU - Yamaha Motoracing WorldSBK Team

Lap	Time	IP1	IP2	IP3	VMax	FL
70	17:28:46	25.357	14.946	30.432	260,9	31.233
		25.357	40.303	1:10.735		1:41.968
71	17:30:28	25.542	15.066	30.294	255,6	31.264
		25.542	40.608	1:10.902		1:42.166
72	17:46:31	30.710	16.822	32.504	205,9	14:42.830
		30.710	47.532	1:20.036		PIT EXIT
73		48.611	17.379	34.421	234,9	
		48.611	1:05.990	1:40.411		-----

Mejor Sectores	FL - IP1	IP1 - IP2	IP2 - IP3	IP3 - FL
	25.190	14.876	30.081	30.932



Jerez - 4423 m



101

CIRCUITO DE JEREZ - WSBK TEST
Wednesday, January 22nd 2025
INDIVIDUAL ANALYSIS
101.- QJ MOTO 1 - QJ Factory Team

Lap	Time	IP1	IP2	IP3	VMax	FL
1	10:58:27	35.391 35.391	17.412 52.803	35.164 1:27.967	220,9	34.927 2:02.894
2	11:00:17	27.563 27.563	16.274 43.837	32.464 1:16.301	225	33.100 1:49.401
3	11:02:05	26.669 26.669	16.119 42.788	32.120 1:14.908	225	32.856 1:47.764
4	11:03:51	26.181 26.181	15.878 42.059	31.503 1:13.562	226,9	32.699 1:46.261
5	11:05:37	26.131 26.131	15.881 42.012	31.645 1:13.657	225,9	32.557 1:46.214
6	11:07:23	26.092 26.092	15.728 41.820	31.392 1:13.212	227,8	32.311 1:45.523
7	11:09:08	26.018 26.018	15.793 41.811	31.223 1:13.034	228,3	32.374 1:45.408
8	11:10:55	26.027 26.027	15.896 41.923	31.421 1:13.344	227,4	33.827 1:47.171
9	11:29:18	30.476 30.476	17.234 47.710	34.028 1:21.738	210,1	17:01.563 PIT EXIT
10	11:31:16	32.083 32.083	16.643 48.726	33.842 1:22.568	220,4	35.154 1:57.722
11	11:33:08	29.858 29.858	16.415 46.273	32.168 1:18.441	223,1	32.905 1:51.346
12	11:34:54	26.145 26.145	15.889 42.034	31.515 1:13.549	226,9	32.673 1:46.222
13	11:36:40	26.062 26.062	15.877 41.939	31.287 1:13.226	226,4	32.632 1:45.858
14	12:02:55	26.075 26.075	15.977 42.052	31.604 1:13.656	225,5	25:01.426 PIT EXIT
15	12:24:15	32.416 32.416	16.551 48.967	46.078 1:35.045	221,8	19:45.752 PIT EXIT
16	12:26:14	34.711 34.711	16.997 51.708	33.169 1:24.877	219,5	33.380 1:58.257
17	12:31:24	26.350 26.350	16.380 42.730	38.337 1:21.067	217,7	3:49.136 PIT EXIT
18	12:33:29	39.190 39.190	17.189 56.379	34.871 1:31.250	221,3	33.760 2:05.010
19	12:35:18	27.012 27.012	16.206 43.218	32.414 1:15.632	224,5	33.152 1:48.784
20	13:03:57	28.273 28.273	17.364 45.637	35.113 1:20.750	216,9	27:18.569 PIT EXIT
21	13:05:49	30.600 30.600	16.287 46.887	32.326 1:19.213	221,8	32.882 1:52.095
22	13:07:36	26.327 26.327	15.919 42.246	31.625 1:13.871	225,5	32.842 1:46.713
23	13:09:24	27.173 27.173	15.972 43.145	31.731 1:14.876	222,2	32.868 1:47.744



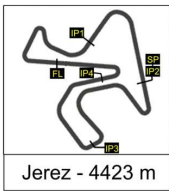
Jerez - 4423 m



101

CIRCUITO DE JEREZ - WSBK TEST
Wednesday, January 22nd 2025
INDIVIDUAL ANALYSIS
101.- QJ MOTO 1 - QJ Factory Team

Lap	Time	IP1	IP2	IP3	VMax	FL
24	13:11:09	26.022 26.022	15.840 41.862	31.293 1:13.155	226,9	32.481 1:45.636
25	13:12:55	25.985 25.985	15.847 41.832	31.189 1:13.021	225,9	32.362 1:45.383
26	13:51:43	27.721 27.721	16.332 44.053	32.712 1:16.765	223,6	37:31.724 PIT EXIT
27	13:53:37	32.405 32.405	16.466 48.871	32.019 1:20.890	222,2	33.122 1:54.012
28	13:55:23	26.198 26.198	16.028 42.226	31.438 1:13.664	222,7	32.539 1:46.203
29	13:57:09	26.064 26.064	15.921 41.985	31.286 1:13.271	226,9	32.462 1:45.733
30	13:58:54	25.810 25.810	15.918 41.728	31.176 1:12.904	225	32.428 1:45.332
31	14:00:39	25.821 25.821	15.832 41.653	31.072 1:12.725	227,4	32.341 1:45.066
32	14:02:24	25.853 25.853	15.840 41.693	30.865 1:12.558	226,4	32.328 1:44.886
33	14:23:53	27.128 27.128	16.130 43.258	32.852 1:16.110	225,9	20:12.196 PIT EXIT
34	14:25:45	30.774 30.774	16.283 47.057	31.978 1:19.035	223,6	32.916 1:51.951
35	14:27:30	25.970 25.970	15.949 41.919	31.270 1:13.189	225	32.357 1:45.546
36	14:44:27	26.137 26.137	15.911 42.048	32.807 1:14.855	226,9	15:42.328 PIT EXIT
37	14:46:19	31.151 31.151	16.390 47.541	31.837 1:19.378	220,9	32.486 1:51.864
38	14:48:04	25.757 25.757	15.797 41.554	30.898 1:12.452	223,1	<u>32.060</u> 1:44.512
39	14:49:48	25.719 25.719	15.776 41.495	<u>30.837</u> 1:12.332	224,5	32.103 1:44.435
40	14:51:33	<u>25.649</u> <u>25.649</u>	15.815 <u>41.464</u>	31.011 1:12.475	223,6	32.211 1:44.686
41	15:15:25	31.547 31.547	16.811 48.358	33.713 1:22.071	220	22:29.751 PIT EXIT
42	15:17:26	35.334 35.334	18.384 53.718	34.770 1:28.488	169,3	32.751 2:01.239
43	15:19:15	25.980 25.980	15.852 41.832	33.788 1:15.620	224,5	33.050 1:48.670
44	15:20:60	25.990 25.990	15.786 41.776	30.993 1:12.769	226,4	32.439 1:45.208
45	15:22:45	25.892 25.892	15.835 41.727	31.004 1:12.731	226,4	32.285 1:45.016
46	15:24:30	25.951 25.951	15.787 41.738	31.111 1:12.849	225	32.250 1:45.099



101

CIRCUITO DE JEREZ - WSBK TEST
Wednesday, January 22nd 2025
INDIVIDUAL ANALYSIS
101.- QJ MOTO 1 - QJ Factory Team

Lap	Time	IP1	IP2	IP3	VMax	FL
47	15:26:15	25.859	15.760	30.965	224,5	32.227
		25.859	41.619	1:12.584		1:44.811
48		25.794	15.740	36.079	226,9	-----
		25.794	41.534	1:17.613		

Mejor Sectores	FL - IP1	IP1 - IP2	IP2 - IP3	IP3 - FL
	25.649	15.728	30.837	32.060



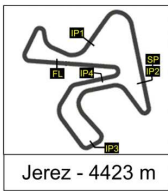
Jerez - 4423 m



103

CIRCUITO DE JEREZ - WSBK TEST
Wednesday, January 22nd 2025
INDIVIDUAL ANALYSIS
103.- QJ PROTO - QJ Factory Team

Lap	Time	IP1	IP2	IP3	VMax	FL
1	10:51:26	38.220 38.220	19.586 57.806	37.336 1:35.142	220	35.303 2:10.445
2	10:53:16	28.586 28.586	16.183 44.769	32.479 1:17.248	225,5	33.434 1:50.682
3	10:55:04	26.782 26.782	16.137 42.919	31.976 1:14.895	225,5	32.902 1:47.797
4	13:03:57	26.572 26.572	16.025 42.597	35.990 1:18.587	225	2:07:34.438 PIT EXIT
5	13:05:50	30.911 30.911	16.281 47.192	32.123 1:19.315	224,1	32.993 1:52.308
6	13:07:37	26.577 26.577	15.846 42.423	31.720 1:14.143	225	32.841 1:46.984
7	13:09:33	34.360 34.360	16.204 50.564	32.398 1:22.962	226,4	33.173 1:56.135
8	13:11:21	26.361 26.361	15.877 42.238	31.380 1:13.618	225	34.963 1:48.581
9	13:13:07	26.124 26.124	15.848 41.972	31.394 1:13.366	223,6	32.674 1:46.040
10	13:14:53	26.167 26.167	15.747 41.914	31.159 1:13.073	227,4	32.491 1:45.564
11	14:07:42	29.873 29.873	17.390 47.263	35.035 1:22.298	200	51:27.324 PIT EXIT
12	14:09:36	32.096 32.096	16.341 48.437	32.235 1:20.672	218,6	32.888 1:53.560
13	16:01:53	26.176 26.176	15.724 41.900		226,9	1:51:35.555 PIT EXIT
14	16:03:59	40.192 40.192	17.185 57.377	33.497 1:30.874	209,7	34.693 2:05.567
15	16:05:45	26.277 26.277	15.956 42.233	31.438 1:13.671	224,5	32.534 1:46.205
16	16:07:31	26.058 26.058	15.842 41.900	31.476 1:13.376	225	32.355 1:45.731
17	16:09:20	26.286 26.286	17.181 43.467	31.700 1:15.167	225	34.090 1:49.257
18	16:11:06	26.142 26.142	15.724 41.866	31.232 1:13.098	227,8	32.209 1:45.307
19	16:12:51	25.970 25.970	15.669 41.639	31.144 1:12.783	227,8	32.512 1:45.295
20	16:30:09	31.568 31.568	17.198 48.766	33.980 1:22.746	208,5	15:55.717 PIT EXIT
21	16:32:04	32.302 32.302	17.079 49.381	32.380 1:21.761	224,6	32.936 1:54.697
22	16:33:49	26.069 26.069	15.702 41.771	31.241 1:13.012	227,7	32.334 1:45.346
23	16:35:35	26.117 26.117	15.726 41.843	31.404 1:13.247	229,5	32.598 1:45.845



CIRCUITO DE JEREZ - WSBK TEST
Wednesday, January 22nd 2025
INDIVIDUAL ANALYSIS
103.- QJ PROTO - QJ Factory Team

Lap	Time	IP1	IP2	IP3	VMax	FL
24	16:37:21	26.134 26.134	15.752 41.886	31.202 1:13.088	227,3	32.357 1:45.445
25	16:58:21	32.888 32.888	17.402 50.290	34.678 1:24.968	205,6	19:35.673 PIT EXIT
26	17:00:13	31.135 31.135	16.083 47.218	32.198 1:19.416	224,1	32.454 1:51.870
27	17:01:58	25.840 25.840	15.752 41.592	30.941 1:12.533	225,5	<u>31.990</u> 1:44.523
28	17:03:42	25.849 25.849	15.686 41.535	30.978 1:12.513	226,7	32.105 1:44.618
29	17:05:27	<u>25.741</u> 25.741	15.651 <u>41.392</u>	<u>30.892</u> 1:12.284	227,5	32.060 1:44.344
30	17:07:11	25.844 25.844	<u>15.647</u> 41.491	31.025 1:12.516	227,5	32.270 1:44.786
31	17:20:23	29.961 29.961	18.032 47.993	34.337 1:22.330	173,8	11:49.617 PIT EXIT
32	17:22:19	31.837 31.837	16.645 48.482	34.037 1:22.519	223,1	32.956 1:55.475
33	17:24:05	26.169 26.169	15.851 42.020	31.423 1:13.443	226,9	32.428 1:45.871
34	17:25:50	26.186 26.186	15.880 42.066	31.261 1:13.327	225,5	32.414 1:45.741
35	17:27:36	25.953 25.953	15.859 41.812	31.162 1:12.974	227,5	32.470 1:45.444
36	17:29:23	26.734 26.734	15.903 42.637	31.359 1:13.996	226,5	32.714 1:46.710
37	17:31:08	25.992 25.992	15.736 41.728	31.164 1:12.892	228	32.471 1:45.363
38	17:32:54	25.919 25.919	15.805 41.724	31.282 1:13.006	228,4	32.649 1:45.655
39	17:43:28	26.048 26.048	16.328 42.376	34.149 1:16.525	220	9:17.374 PIT EXIT
40	17:45:27	34.827 34.827	18.056 52.883	33.173 1:26.056	221,1	33.715 1:59.771
41	17:47:14	26.364 26.364	15.978 42.342	31.596 1:13.938	226,1	32.743 1:46.681
42		26.048 26.048	15.853 41.901	33.150 1:15.051	221,9	-----

Mejor Sectores	FL - IP1	IP1 - IP2	IP2 - IP3	IP3 - FL
	25.741	15.647	30.892	31.990



Jerez - 4423 m



105

CIRCUITO DE JEREZ - WSBK TEST
Wednesday, January 22nd 2025
INDIVIDUAL ANALYSIS
105.- Yari MONTELLA - Barni Spark Racing Team

Lap	Time	IP1	IP2	IP3	VMax	FL
1	10:46:52	31.965 31.965	16.319 48.284	34.105 1:22.389	238,9	8:16.451 PIT EXIT
2	10:48:44	31.152 31.152	15.693 46.845	32.611 1:19.456	252,9	32.451 1:51.907
3	10:50:30	27.142 27.142	15.295 42.437	32.036 1:14.473	266	31.813 1:46.286
4	10:52:14	26.045 26.045	15.130 41.175	31.314 1:12.489	266	31.802 1:44.291
5	10:53:58	25.795 25.795	15.058 40.853	31.262 1:12.115	265,4	31.455 1:43.570
6	10:55:41	25.975 25.975	15.023 40.998	30.898 1:11.896	265,4	31.369 1:43.265
7	10:57:28	28.997 28.997	15.114 44.111	30.995 1:15.106	267,3	31.651 1:46.757
8	10:59:11	25.959 25.959	14.943 40.902	31.016 1:11.918	268	31.312 1:43.230
9	11:00:54	25.883 25.883	14.987 40.870	30.893 1:11.763	266,7	31.404 1:43.167
10	11:02:38	25.993 25.993	15.015 41.008	31.074 1:12.082	266,7	31.738 1:43.820
11	11:24:51	28.692 28.692	15.656 44.348	31.843 1:16.191	262,8	20:56.721 PIT EXIT
12	11:26:40	30.154 30.154	15.310 45.464	31.459 1:16.923	260,2	31.867 1:48.790
13	11:28:24	25.927 25.927	15.000 40.927	31.098 1:12.025	264,7	31.519 1:43.544
14	11:30:07	25.827 25.827	15.021 40.848	30.956 1:11.804	262,1	31.561 1:43.365
15	11:31:50	25.933 25.933	15.043 40.976	31.008 1:11.984	264,1	31.321 1:43.305
16	11:33:33	25.808 25.808	14.998 40.806	30.728 1:11.534	263,4	31.413 1:42.947
17	11:35:16	25.686 25.686	14.953 40.639	30.709 1:11.348	264,7	31.372 1:42.720
18	11:36:59	25.838 25.838	15.014 40.852	30.607 1:11.459	263,4	31.231 1:42.690
19	11:38:44	28.022 28.022	14.990 43.012	31.089 1:14.101	264,1	31.516 1:45.617
20	11:40:27	25.780 25.780	14.928 40.708	30.697 1:11.405	264,7	31.416 1:42.821
21	12:06:44	26.530 26.530	15.670 42.200	31.701 1:13.901	259	25:03.412 PIT EXIT
22	12:08:35	31.428 31.428	15.766 47.194	31.489 1:18.683	251,7	31.785 1:50.468
23	12:10:18	25.827 25.827	14.877 40.704	30.785 1:11.489	264,7	31.296 1:42.785



Jerez - 4423 m



105

CIRCUITO DE JEREZ - WSBK TEST
Wednesday, January 22nd 2025
INDIVIDUAL ANALYSIS
105.- Yari MONTELLA - Barni Spark Racing Team

Lap	Time	IP1	IP2	IP3	VMax	FL
24	12:11:60	25.642 25.642	<u>14.775</u> 40.417	30.643 1:11.060	264,7	31.254 1:42.314
25	12:13:44	27.284 27.284	15.002 42.286	30.458 1:12.744	264,1	31.232 1:43.976
26	12:15:27	25.552 25.552	14.780 40.332	31.816 1:12.148	266	31.520 1:43.668
27	12:17:10	25.601 25.601	14.916 40.517	30.623 1:11.140	264,1	31.119 1:42.259
28	12:18:52	25.677 25.677	14.919 40.596	30.604 1:11.200	264,7	31.410 1:42.610
29	12:20:35	25.656 25.656	14.901 40.557	30.616 1:11.173	265,4	31.233 1:42.406
30	12:22:17	25.504 25.504	14.884 40.388	30.426 1:10.814	264,1	31.205 1:42.019
31	13:44:13	26.549 26.549	15.105 41.654	32.177 1:13.831	264,7	1:20:42.072 PIT EXIT
32	13:46:03	31.759 31.759	15.503 47.262	31.422 1:18.684	254,1	31.875 1:50.559
33	13:47:47	25.919 25.919	15.139 41.058	30.905 1:11.963	262,1	31.630 1:43.593
34	13:49:30	25.682 25.682	14.989 40.671	30.877 1:11.548	260,9	31.382 1:42.930
35	14:22:58	30.989 30.989	16.362 47.351	32.150 1:19.501	242,2	32:09.103 PIT EXIT
36	14:24:56	38.527 38.527	15.509 54.036	31.905 1:25.941	250,6	31.887 1:57.828
37	14:26:39	25.876 25.876	14.911 40.787	30.708 1:11.495	264,7	31.410 1:42.905
38	14:28:22	25.910 25.910	14.966 40.876	30.868 1:11.744	264,1	31.536 1:43.280
39	14:35:12	25.772 25.772	14.976 40.748	31.018 1:11.766	262,8	5:37.709 PIT EXIT
40	14:37:04	29.954 29.954	18.040 47.994	33.064 1:21.058	159,8	31.413 1:52.471
41	14:38:46	25.554 25.554	14.903 40.457	30.321 1:10.778	263,4	31.262 1:42.040
42	14:40:29	25.655 25.655	14.927 40.582	30.539 1:11.121	262,1	31.284 1:42.405
43	14:42:11	25.612 25.612	14.868 40.480	30.783 1:11.263	262,8	31.359 1:42.622
44	14:43:54	25.452 25.452	14.941 40.393	30.509 1:10.902	260,9	31.313 1:42.215
45	14:45:35	25.389 25.389	14.921 40.310	30.424 1:10.734	262,1	31.100 1:41.834
46	14:47:22	25.479 25.479	14.920 40.399	31.296 1:11.695	263,4	34.453 1:46.148



Jerez - 4423 m



105

CIRCUITO DE JEREZ - WSBK TEST
Wednesday, January 22nd 2025
INDIVIDUAL ANALYSIS
105.- Yari MONTELLA - Barni Spark Racing Team

Lap	Time	IP1	IP2	IP3	VMax	FL
47	14:49:03	25.536 25.536	14.873 40.409	30.408 1:10.817	264,1	31.024 1:41.841
48	14:50:45	25.468 25.468	14.869 40.337	30.431 1:10.768	266	31.077 1:41.845
49	14:52:27	25.576 25.576	14.948 40.524	30.469 1:10.993	264,1	31.120 1:42.113
50	14:54:09	25.541 25.541	14.929 40.470	30.402 1:10.872	263,4	31.135 1:42.007
51	15:26:11	28.495 28.495	15.492 43.987	32.142 1:16.129	259	30:45.257 PIT EXIT
52	15:28:02	31.605 31.605	15.447 47.052	31.753 1:18.805	251,7	32.480 1:51.285
53	15:29:45	25.682 25.682	15.132 40.814	30.667 1:11.481	255,3	31.393 1:42.874
54	15:31:27	25.627 25.627	14.955 40.582	30.531 1:11.113	261,5	31.102 1:42.215
55	15:33:09	25.472 25.472	14.896 40.368	30.508 1:10.876	261,5	31.164 1:42.040
56	15:34:51	25.489 25.489	14.944 40.433	30.367 1:10.800	262,8	31.174 1:41.974
57	15:36:34	25.700 25.700	15.040 40.740	30.510 1:11.250	262,1	31.319 1:42.569
58	15:38:15	25.448 25.448	14.871 40.319	30.213 1:10.532	264,1	31.121 1:41.653
59	15:53:01	26.118 26.118	15.332 41.450	32.086 1:13.536	262,8	13:31.816 PIT EXIT
60	15:54:50	31.582 31.582	15.201 46.783	31.197 1:17.980	261,5	31.389 1:49.369
61	15:56:31	25.395 25.395	14.787 40.182	30.312 1:10.494	263,4	30.867 1:41.361
62	15:58:13	25.499 25.499	14.792 40.291	30.094 1:10.385	263,4	30.923 1:41.308
63	15:59:54	25.286 25.286	14.879 40.165	30.143 1:10.308	261,5	31.109 1:41.417
64	16:01:36	25.522 25.522	14.880 40.402	30.249 1:10.651	264,1	31.008 1:41.659
65	16:03:18	25.503 25.503	14.936 40.439	30.442 1:10.881	264,1	31.380 1:42.261
66	16:26:55	27.292 27.292	15.046 42.338	30.533 1:12.871	263,4	22:23.751 PIT EXIT
67	16:28:43	30.651 30.651	15.296 45.947	31.159 1:17.106	259,6	31.319 1:48.425
68	16:30:25	25.486 25.486	14.870 40.356	30.343 1:10.699	262,6	30.948 1:41.647
69	16:32:06	25.444 25.444	14.821 40.265	30.322 1:10.587	263,5	30.971 1:41.558



Jerez - 4423 m



105

CIRCUITO DE JEREZ - WSBK TEST
Wednesday, January 22nd 2025
INDIVIDUAL ANALYSIS
105.- Yari MONTELLA - Barni Spark Racing Team

Lap	Time	IP1	IP2	IP3	VMax	FL
70	16:33:49	25.391 25.391	14.823 40.214	30.804 1:11.018	265,1	31.456 1:42.474
71	16:35:31	25.615 25.615	14.906 40.521	30.423 1:10.944	263	31.305 1:42.249
72	16:37:13	25.343 25.343	14.904 40.247	30.441 1:10.688	262,4	30.954 1:41.642
73	16:38:58	29.404 29.404	15.014 44.418	30.326 1:14.744	261,8	30.915 1:45.659
74	16:40:40	25.656 25.656	14.857 40.513	30.225 1:10.738	262,4	30.867 1:41.605
75	16:42:22	25.437 25.437	14.871 40.308	30.357 1:10.665	261,4	30.987 1:41.652
76	17:03:34	29.702 29.702	15.915 45.617	32.763 1:18.380	251	19:53.992 PIT EXIT
77	17:06:02	30.932 30.932	16.247 47.179	42.829 1:30.008	241,4	58.218 PIT EXIT
78	17:08:28	29.606 29.606	16.512 46.118	33.159 1:19.277	240,2	1:06.436 PIT EXIT
79	17:30:29	36.178 36.178	16.124 52.302	34.215 1:26.517	241,3	20:34.059 PIT EXIT
80	17:32:51	30.978 30.978	16.479 47.457	32.769 1:20.226	223,7	1:02.287 PIT EXIT
81		31.995 31.995	16.420 48.415	35.422 1:23.837	236,7	-----

Mejor Sectores	FL - IP1	IP1 - IP2	IP2 - IP3	IP3 - FL
	25.286	14.775	30.094	30.867



Jerez - 4423 m



106

CIRCUITO DE JEREZ - WSBK TEST
Wednesday, January 22nd 2025
INDIVIDUAL ANALYSIS
106.- Michael DUNLOP - Milwaukee Ducati

Lap	Time	IP1	IP2	IP3	VMax	FL
1	11:21:48	39.070 39.070	19.749 58.819	36.952 1:35.771	207,7	15:17.856 PIT EXIT
2	11:24:07	45.924 45.924	19.545 1:05.469	37.896 1:43.365	164,6	36.105 2:19.470
3	11:26:06	29.445 29.445	18.901 48.346	34.878 1:23.224	190,1	35.148 1:58.372
4	11:58:18	27.847 27.847	16.650 44.497	33.374 1:17.871	224,5	30:54.242 PIT EXIT
5	12:00:50	45.508 45.508	18.177 1:03.685	37.619 1:41.304	217,3	50.507 2:31.811
6	12:02:42	27.765 27.765	16.591 44.356	33.239 1:17.595	221,3	34.483 1:52.078
7	12:04:32	27.316 27.316	16.256 43.572	32.693 1:16.265	225,5	33.911 1:50.176
8	12:16:50	30.349 30.349	25.174 55.523	41.909 1:37.432	96,9	10:40.467 PIT EXIT
9	12:18:58	34.525 34.525	19.386 53.911	38.557 1:32.468	193,9	35.523 2:07.991
10	12:20:49	27.431 27.431	16.384 43.815	33.084 1:16.899	225,5	34.253 1:51.152
11	12:22:39	27.223 27.223	16.369 43.592	32.783 1:16.375	225,5	33.908 1:50.283
12	12:24:40	32.931 32.931	19.915 52.846	33.599 1:26.445	224,1	34.468 2:00.913
13	12:26:29	26.989 26.989	16.205 43.194	32.433 1:15.627	226,4	33.677 1:49.304
14	12:28:30	29.591 29.591	17.505 47.096	38.419 1:25.515	216,9	34.747 2:00.262
15	12:30:20	27.107 27.107	16.218 43.325	32.608 1:15.933	225	33.910 1:49.843
16	12:32:09	26.841 26.841	16.306 43.147	32.432 1:15.579	225,9	33.573 1:49.152
17	12:34:06	30.435 30.435	16.230 46.665	36.942 1:23.607	221,8	33.865 1:57.472
18	13:05:28	27.071 27.071	17.762 44.833	37.348 1:22.181	190,8	29:59.894 PIT EXIT
19	13:07:51	35.887 35.887	18.347 54.234	45.307 1:39.541	217,3	42.794 2:22.335
20	13:09:49	28.943 28.943	17.985 46.928	37.113 1:24.041	212,6	34.759 1:58.800
21	13:11:39	27.219 27.219	16.295 43.514	32.620 1:16.134	225	33.843 1:49.977
22	13:13:29	27.166 27.166	16.200 43.366	32.387 1:15.753	225,5	33.653 1:49.406
23	13:15:18	26.924 26.924	<u>16.047</u> 42.971	32.154 1:15.125	225,9	33.707 1:48.832



Jerez - 4423 m



106

CIRCUITO DE JEREZ - WSBK TEST
Wednesday, January 22nd 2025
INDIVIDUAL ANALYSIS
106.- Michael DUNLOP - Milwaukee Ducati

Lap	Time	IP1	IP2	IP3	VMax	FL
24	13:17:10	29.116 29.116	16.879 45.995	32.495 1:18.490	220,4	34.308 1:52.798
25	13:18:59	26.834 26.834	16.120 42.954	32.275 1:15.229	225,9	33.526 1:48.755
26	13:20:48	<u>26.738</u> 26.738	16.078 42.816	<u>32.132</u> 1:14.948	225,9	<u>33.492</u> 1:48.440
27	14:01:12	36.122 36.122	17.427 53.549	33.830 1:27.379	216,4	38:56.525 PIT EXIT
28	14:03:15	36.219 36.219	17.750 53.969	34.385 1:28.354	218,2	35.055 2:03.409
29	14:05:05	27.340 27.340	16.331 43.671	32.655 1:16.326	222,7	34.104 1:50.430
30	14:06:55	27.244 27.244	16.245 43.489	32.359 1:15.848	224,5	33.793 1:49.641
31	14:08:44	27.040 27.040	16.200 43.240	32.193 1:15.433	226,4	33.591 1:49.024
32	14:10:40	29.745 29.745	17.128 46.873	34.813 1:21.686	226,4	34.770 1:56.456
33		27.509 27.509	17.215 44.724	39.670 1:24.394	205,3	-----

Mejor Sectores	FL - IP1	IP1 - IP2	IP2 - IP3	IP3 - FL
	26.738	16.047	32.132	33.492



Jerez - 4423 m



109

CIRCUITO DE JEREZ - WSBK TEST
Wednesday, January 22nd 2025
INDIVIDUAL ANALYSIS
109.- Danilo PETRUCCI - Barni Spark Racing Team

Lap	Time	IP1	IP2	IP3	VMax	FL
1	10:53:59	32.085 32.085	15.916 48.001	33.187 1:21.188	259,6	7:09.308 PIT EXIT
2	10:55:46	29.570 29.570	15.282 44.852	31.245 1:16.097	262,8	31.527 1:47.624
3	10:57:29	25.776 25.776	15.028 40.804	30.575 1:11.379	268,7	30.979 1:42.358
4	10:59:10	25.308 25.308	14.873 40.181	30.273 1:10.454	274,1	30.896 1:41.350
5	11:00:52	25.212 25.212	14.812 40.024	30.298 1:10.322	268,7	31.088 1:41.410
6	11:02:33	25.196 25.196	14.805 40.001	30.393 1:10.394	268	30.795 1:41.189
7	11:23:03	28.064 28.064	16.222 44.286	34.585 1:18.871	223,6	19:11.208 PIT EXIT
8	11:24:51	30.393 30.393	15.301 45.694	31.086 1:16.780	262,8	31.163 1:47.943
9	11:26:32	25.263 25.263	14.864 40.127	30.271 1:10.398	267,3	30.887 1:41.285
10	11:28:14	25.318 25.318	14.822 40.140	30.289 1:10.429	267,3	31.020 1:41.449
11	11:29:55	25.439 25.439	14.939 40.378	30.213 1:10.591	266,7	30.969 1:41.560
12	11:31:36	25.187 25.187	14.818 40.005	30.105 1:10.110	267,3	30.865 1:40.975
13	11:55:58	27.631 27.631	16.648 44.279	35.291 1:19.570	233,3	23:02.433 PIT EXIT
14	11:57:46	30.827 30.827	15.257 46.084	30.754 1:16.838	260,2	30.904 1:47.742
15	11:59:27	25.095 25.095	14.800 39.895	30.151 1:10.046	265,4	30.742 1:40.788
16	12:01:09	25.901 25.901	14.946 40.847	30.307 1:11.154	266,7	30.843 1:41.997
17	12:02:49	25.041 25.041	14.782 39.823	29.993 1:09.816	267,3	30.684 1:40.500
18	12:30:50	27.773 27.773	16.269 44.042	35.933 1:19.975	240	26:40.801 PIT EXIT
19	12:32:40	31.912 31.912	15.369 47.281	31.230 1:18.511	259	31.147 1:49.658
20	12:34:21	25.220 25.220	14.806 40.026	30.275 1:10.301	266	31.167 1:41.468
21	12:36:02	25.103 25.103	14.918 40.021	30.109 1:10.130	266,7	31.318 1:41.448
22	13:09:37	28.609 28.609	18.865 47.474	31.386 1:18.860	264,1	32:15.487 PIT EXIT
23	13:11:26	31.041 31.041	16.733 47.774	30.817 1:18.591	254,1	30.951 1:49.542



Jerez - 4423 m



109

CIRCUITO DE JEREZ - WSBK TEST
Wednesday, January 22nd 2025
INDIVIDUAL ANALYSIS
109.- Danilo PETRUCCI - Barni Spark Racing Team

Lap	Time	IP1	IP2	IP3	VMax	FL
24	13:13:07	25.120	14.829	30.043	265,4	30.865
		25.120	39.949	1:09.992		1:40.857
25	13:14:49	25.215	14.847	30.168	266,7	31.092
		25.215	40.062	1:10.230		1:41.322
26	13:16:30	25.310	14.955	30.113	265,4	30.987
		25.310	40.265	1:10.378		1:41.365
27	13:18:11	25.248	14.853	29.977	265,4	30.970
		25.248	40.101	1:10.078		1:41.048
28	13:19:52	25.232	14.863	30.018	265,4	30.904
		25.232	40.095	1:10.113		1:41.017
29	14:35:40	30.159	15.974	33.680	251,2	1:14:27.759
		30.159	46.133	1:19.813		PIT EXIT
30	14:37:26	29.790	15.357	30.790	260,2	30.931
		29.790	45.147	1:15.937		1:46.868
31	14:39:07	25.169	14.798	29.837	266	30.845
		25.169	39.967	1:09.804		1:40.649
32	14:40:48	25.130	14.829	29.875	266,7	30.878
		25.130	39.959	1:09.834		1:40.712
33	14:42:28	25.099	14.870	29.888	265,4	30.729
		25.099	39.969	1:09.857		1:40.586
34	14:44:09	25.222	14.865	29.960	265,4	30.837
		25.222	40.087	1:10.047		1:40.884
35	14:45:58	27.425	16.951	32.971	235,3	31.226
		27.425	44.376	1:17.347		1:48.573
36	15:09:57	25.924	15.217	31.309	264,7	22:46.758
		25.924	41.141	1:12.450		PIT EXIT
37	15:11:44	30.353	15.312	30.573	260,2	30.934
		30.353	45.665	1:16.238		1:47.172
38	15:13:25	25.250	14.813	30.225	265,4	30.920
		25.250	40.063	1:10.288		1:41.208
39	15:15:06	25.250	14.865	29.999	266,7	30.893
		25.250	40.115	1:10.114		1:41.007
40	15:16:48	25.163	14.888	30.144	264,7	30.946
		25.163	40.051	1:10.195		1:41.141
41	15:18:32	28.257	15.163	30.071	263,4	30.874
		28.257	43.420	1:13.491		1:44.365
42	15:20:13	25.212	14.823	29.970	265,4	30.808
		25.212	40.035	1:10.005		1:40.813
43	15:21:53	25.137	14.802	29.882	266	30.768
		25.137	39.939	1:09.821		1:40.589
44	15:23:38	29.203	14.965	30.034	266,7	30.934
		29.203	44.168	1:14.202		1:45.136
45	15:25:19	25.147	14.912	30.077	266	30.858
		25.147	40.059	1:10.136		1:40.994
46	15:54:49	27.380	16.051	33.777	251,7	28:11.907
		27.380	43.431	1:17.208		PIT EXIT



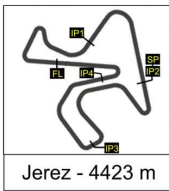
Jerez - 4423 m



109

CIRCUITO DE JEREZ - WSBK TEST
Wednesday, January 22nd 2025
INDIVIDUAL ANALYSIS
109.- Danilo PETRUCCI - Barni Spark Racing Team

Lap	Time	IP1	IP2	IP3	VMax	FL
47	15:56:37	30.944 30.944	15.463 46.407	30.855 1:17.262	252,9	31.219 1:48.481
48	15:58:19	25.388 25.388	14.999 40.387	30.285 1:10.672	262,8	31.256 1:41.928
49	16:00:00	25.185 25.185	14.886 40.071	30.101 1:10.172	262,8	31.042 1:41.214
50	16:11:56	29.301 29.301	16.746 46.047	34.832 1:20.879	178,2	10:34.900 PIT EXIT
51	16:13:47	33.296 33.296	15.163 48.459	30.813 1:19.272	259,6	32.002 1:51.274
52	16:15:28	25.028 25.028	14.747 39.775	29.820 1:09.595	262,8	30.687 1:40.282
53	16:30:24	27.698 27.698	14.910 42.608	29.838 1:12.446	263,4	13:44.066 PIT EXIT
54	16:32:12	30.686 30.686	15.333 46.019	30.783 1:16.802	257,8	31.046 1:47.848
55	16:33:52	<u>24.732</u> <u>24.732</u>	<u>14.640</u> <u>39.372</u>	29.697 <u>1:09.069</u>	265,7	31.262 1:40.331
56	16:35:44	31.823 31.823	16.369 48.192	32.346 1:20.538	239	31.403 1:51.941
57	16:37:24	24.828 24.828	14.715 39.543	<u>29.580</u> 1:09.123	264,8	<u>30.425</u> 1:39.548
58	17:04:31	26.107 26.107	15.395 41.502	31.411 1:12.913	259,4	25:53.933 PIT EXIT
59	17:06:18	31.510 31.510	15.049 46.559	30.076 1:16.635	258,6	30.725 1:47.360
60	17:07:58	25.076 25.076	14.766 39.842	29.886 1:09.728	262,3	30.635 1:40.363
61	17:09:43	25.162 25.162	14.953 40.115	30.576 1:10.691	263,5	34.077 1:44.768
62	17:11:24	25.096 25.096	14.804 39.900	30.076 1:09.976	264,9	30.839 1:40.815
63	17:13:05	25.105 25.105	14.794 39.899	30.212 1:10.111	268,2	30.795 1:40.906
64	17:14:47	25.255 25.255	14.830 40.085	30.241 1:10.326	265,8	31.887 1:42.213
65	17:34:59	25.216 25.216	14.873 40.089	33.691 1:13.780	262,8	18:58.197 PIT EXIT
66	17:36:48	30.328 30.328	15.307 45.635	31.921 1:17.556	256,6	31.836 1:49.392
67	17:38:29	25.035 25.035	14.843 39.878	29.838 1:09.716	263,2	30.664 1:40.380
68	17:40:09	25.106 25.106	14.792 39.898	29.967 1:09.865	263,1	30.892 1:40.757
69	17:42:55	25.072 25.072	14.899 39.971	36.825 1:16.796	262,6	1:28.610 PIT EXIT



109

CIRCUITO DE JEREZ - WSBK TEST
Wednesday, January 22nd 2025
INDIVIDUAL ANALYSIS
109.- Danilo PETRUCCI - Barni Spark Racing Team

Lap	Time	IP1	IP2	IP3	VMax	FL
70		35.051 35.051	18.578 53.629	39.356 1:32.985	218,3	-----

Mejor Sectores	FL - IP1	IP1 - IP2	IP2 - IP3	IP3 - FL
	24.732	14.640	29.580	30.425



Jerez - 4423 m



111

CIRCUITO DE JEREZ - WSBK TEST
Wednesday, January 22nd 2025
INDIVIDUAL ANALYSIS
111.- Niccolo BULEGA - Ducati Aruba.it

Lap	Time	IP1	IP2	IP3	VMax	FL
1	11:27:23	32.124 32.124	15.768 47.892	32.082 1:19.974	251,2	31.420 1:51.394
2	11:29:05	25.410 25.410	14.759 40.169	30.452 1:10.621	264,7	31.523 1:42.144
3	11:30:46	25.192 25.192	14.732 39.924	30.292 1:10.216	264,7	30.634 1:40.850
4	11:32:28	25.146 25.146	14.707 39.853	31.385 1:11.238	264,7	30.730 1:41.968
5	11:34:08	25.035 25.035	14.746 39.781	30.110 1:09.891	264,7	30.567 1:40.458
6	11:35:49	25.090 25.090	14.692 39.782	30.016 1:09.798	264,7	30.777 1:40.575
7	11:53:46	25.077 25.077	14.691 39.768	30.327 1:10.095	265,4	16:46.718 PIT EXIT
8	11:55:32	30.003 30.003	15.057 45.060	30.552 1:15.612	264,1	31.061 1:46.673
9	11:57:13	25.352 25.352	14.777 40.129	29.966 1:10.095	264,7	30.609 1:40.704
10	11:58:53	24.934 24.934	14.844 39.778	29.967 1:09.745	266	30.599 1:40.344
11	12:00:34	25.064 25.064	14.669 39.733	30.151 1:09.884	266,7	30.697 1:40.581
12	12:02:15	25.180 25.180	14.728 39.908	30.038 1:09.946	265,4	30.741 1:40.687
13	12:03:55	25.031 25.031	14.768 39.799	30.138 1:09.937	264,1	30.726 1:40.663
14	12:22:06	27.708 27.708	15.333 43.041	32.314 1:15.355	252,9	16:55.883 PIT EXIT
15		32.208 32.208	15.046 47.254	38.441 1:25.695	263,4	-----

Mejor Sectores	FL - IP1	IP1 - IP2	IP2 - IP3	IP3 - FL
	24.934	14.669	29.966	30.567



Jerez - 4423 m



112

CIRCUITO DE JEREZ - WSBK TEST
Wednesday, January 22nd 2025
INDIVIDUAL ANALYSIS
112.- Borja GÓMEZ - Team HRC WorldSBK

Lap	Time	IP1	IP2	IP3	VMax	FL
1	15:05:39	30.413 30.413	15.393 45.806	30.904 1:16.710	255,9	32.038 1:48.748
2	15:07:22	25.590 25.590	15.208 40.798	30.612 1:11.410	257,1	31.501 1:42.911
3	15:09:04	25.446 25.446	15.114 40.560	30.415 1:10.975	259,6	31.304 1:42.279
4	15:10:46	25.310 25.310	15.018 40.328	30.370 1:10.698	259,6	31.372 1:42.070
5	15:12:28	25.342 25.342	15.054 40.396	30.404 1:10.800	260,9	31.359 1:42.159
6	15:14:10	25.247 25.247	15.047 40.294	30.433 1:10.727	260,2	31.358 1:42.085
7	15:16:00	28.880 28.880	16.427 45.307	32.153 1:17.460	241,1	32.340 1:49.800
8	16:02:02	25.336 25.336	15.033 40.369	30.528 1:10.897	260,2	44:50.779 PIT EXIT
9	16:04:08	35.921 35.921	15.868 51.789	31.660 1:23.449	250	42.456 2:05.905
10	16:05:50	<u>25.215</u> 25.215	15.017 <u>40.232</u>	<u>30.337</u> 1:10.569	259	<u>31.100</u> 1:41.669
11	16:07:31	25.294 25.294	<u>14.971</u> 40.265	30.389 1:10.654	261,5	31.260 1:41.914
12	16:09:19	26.281 26.281	15.699 41.980	31.624 1:13.604	254,1	34.128 1:47.732
13	16:11:01	25.283 25.283	14.983 40.266	30.416 1:10.682	262,1	31.279 1:41.961
14	16:12:43	25.307 25.307	15.048 40.355	30.610 1:10.965	260,2	31.286 1:42.251
15		26.011 26.011	16.491 42.502	32.122 1:14.624	229,8	-----

Mejor Sectores	FL - IP1	IP1 - IP2	IP2 - IP3	IP3 - FL
	25.215	14.971	30.337	31.100



Jerez - 4423 m



117

CIRCUITO DE JEREZ - WSBK TEST
Wednesday, January 22nd 2025
INDIVIDUAL ANALYSIS
117.- Ryan VICKERS - Motocorsa Racing

Lap	Time	IP1	IP2	IP3	VMax	FL
1	10:21:27	36.645 36.645	17.841 54.486	34.334 1:28.820	244,3	33.315 2:02.135
2	10:23:12	26.874 26.874	15.387 42.261	31.466 1:13.727	264,7	31.568 1:45.295
3	10:24:55	25.794 25.794	15.106 40.900	30.548 1:11.448	265,4	31.295 1:42.743
4	10:26:38	25.379 25.379	15.015 40.394	31.427 1:11.821	263,4	31.335 1:43.156
5	10:28:21	25.449 25.449	14.971 40.420	30.724 1:11.144	268	31.214 1:42.358
6	10:30:08	25.532 25.532	15.313 40.845	32.459 1:13.304	267,3	33.620 1:46.924
7	10:31:50	25.815 25.815	15.003 40.818	30.452 1:11.270	267,3	31.159 1:42.429
8	10:33:32	25.431 25.431	14.850 40.281	30.898 1:11.179	268,7	31.159 1:42.338
9	10:56:07	26.028 26.028	17.028 43.056	32.655 1:15.711	224,1	21:19.320 PIT EXIT
10	10:58:00	33.849 33.849	15.590 49.439	31.604 1:21.043	255,9	31.693 1:52.736
11	10:59:42	25.479 25.479	14.875 40.354	30.469 1:10.823	268	31.132 1:41.955
12	11:17:41					17:59.200 PIT EXIT
13	11:19:37	32.184 32.184	16.845 49.029	34.810 1:23.839	221,8	31.735 1:55.574
14	11:21:19	25.530 25.530	14.973 40.503	30.482 1:10.985	263,4	30.945 1:41.930
15	11:23:01	25.278 25.278	14.874 40.152	30.513 1:10.665	264,7	31.327 1:41.992
16	11:24:43	25.619 25.619	15.063 40.682	30.426 1:11.108	265,4	31.210 1:42.318
17	11:26:25	25.377 25.377	14.963 40.340	30.356 1:10.696	264,1	31.082 1:41.778
18	11:40:18	26.606 26.606	16.035 42.641	32.191 1:14.832	238,4	12:38.585 PIT EXIT
19	11:42:07	31.155 31.155	15.616 46.771	31.053 1:17.824	256,5	31.409 1:49.233
20	11:43:49	25.411 25.411	14.992 40.403	30.424 1:10.827	264,1	31.175 1:42.002
21	11:45:31	25.405 25.405	14.961 40.366	30.425 1:10.791	263,4	31.004 1:41.795
22	11:47:15	26.797 26.797	15.007 41.804	30.524 1:12.328	264,1	31.040 1:43.368
23	11:48:57	25.249 25.249	15.006 40.255	30.911 1:11.166	265,4	31.313 1:42.479



Jerez - 4423 m



117

CIRCUITO DE JEREZ - WSBK TEST
Wednesday, January 22nd 2025
INDIVIDUAL ANALYSIS
117.- Ryan VICKERS - Motocorsa Racing

Lap	Time	IP1	IP2	IP3	VMax	FL
24	11:50:41	25.443 25.443	15.010 40.453	31.219 1:11.672	264,7	32.633 1:44.305
25	11:52:25	25.492 25.492	15.557 41.049	30.716 1:11.765	264,1	31.428 1:43.193
26	11:54:07	25.412 25.412	15.008 40.420	30.425 1:10.845	265,4	31.153 1:41.998
27	17:14:31	27.106 27.106	15.928 43.034	35.064 1:18.098	250,6	5:19:05.896 PIT EXIT
28	17:16:20	30.533 30.533	15.786 46.319	31.416 1:17.735	244,1	31.376 1:49.111
29	17:18:00	25.067 25.067	<u>14.743</u> 39.810	29.999 <u>1:09.809</u>	266,7	<u>30.777</u> 1:40.586
30	17:19:41	<u>24.987</u> <u>24.987</u>	14.814 <u>39.801</u>	30.009 1:09.810	266,5	30.924 1:40.734
31	17:21:25	27.086 27.086	15.028 42.114	30.523 1:12.637	265,4	31.082 1:43.719
32	17:23:05	25.041 25.041	14.880 39.921	<u>29.937</u> 1:09.858	266,5	30.855 1:40.713
33	17:24:50	27.952 27.952	15.059 43.011	30.818 1:13.829	264,2	31.040 1:44.869
34	17:40:15	26.889 26.889	15.245 42.134	31.127 1:13.261	261,8	14:11.813 PIT EXIT
35	17:42:60	29.587 29.587	16.317 45.904	44.225 1:30.129	226	1:14.064 PIT EXIT
36	17:45:39	32.949 32.949	17.784 50.733	38.585 1:29.318	213,1	1:10.544 PIT EXIT
37		31.250 31.250	17.325 48.575	36.012 1:24.587	227,1	-----

Mejor Sectores	FL - IP1	IP1 - IP2	IP2 - IP3	IP3 - FL
	24.987	14.743	29.937	30.777



Jerez - 4423 m



119

CIRCUITO DE JEREZ - WSBK TEST
Wednesday, January 22nd 2025
INDIVIDUAL ANALYSIS
119.- Alvaro BAUTISTA - Ducati Aruba.it

Lap	Time	IP1	IP2	IP3	VMax	FL
1	10:38:16	30.575 30.575	15.761 46.336	32.570 1:18.906	249,4	32.560 1:51.466
2	10:39:59	26.014 26.014	15.069 41.083	31.198 1:12.281	264,1	31.166 1:43.447
3	10:41:41	25.444 25.444	14.856 40.300	30.597 1:10.897	267,3	31.046 1:41.943
4	10:43:22	25.283 25.283	14.751 40.034	30.473 1:10.507	268	30.856 1:41.363
5	10:45:04	25.272 25.272	14.745 40.017	30.545 1:10.562	270,7	30.883 1:41.445
6	10:46:45	25.279 25.279	14.749 40.028	30.644 1:10.672	268	30.835 1:41.507
7	10:48:27	25.280 25.280	14.694 39.974	30.560 1:10.534	268,7	30.707 1:41.241
8	11:12:05	26.902 26.902	15.578 42.480	31.841 1:14.321	259	22:23.925 PIT EXIT
9	11:13:52	29.051 29.051	15.245 44.296	31.137 1:15.433	259,6	31.325 1:46.758
10	11:15:33	25.547 25.547	15.067 40.614	30.332 1:10.946	266	30.748 1:41.694
11	11:17:14	25.111 25.111	14.757 39.868	30.226 1:10.094	268	30.761 1:40.855
12	11:18:55	25.261 25.261	14.736 39.997	30.410 1:10.407	266,7	30.708 1:41.115
13	11:20:36	25.179 25.179	14.809 39.988	30.174 1:10.162	269,3	30.702 1:40.864
14	11:22:17	25.202 25.202	14.681 39.883	30.038 1:09.921	269,3	30.623 1:40.544
15	11:23:59	25.247 25.247	14.731 39.978	30.299 1:10.277	269,3	31.665 1:41.942
16	12:27:58	28.179 28.179	16.616 44.795	32.090 1:16.885	262,1	1:02:42.452 PIT EXIT
17	12:29:52	34.058 34.058	16.234 50.292	32.157 1:22.449	224,1	31.392 1:53.841
18	12:31:34	25.858 25.858	14.920 40.778	30.646 1:11.424	262,8	30.913 1:42.337
19	12:33:15	25.272 25.272	14.794 40.066	30.218 1:10.284	264,7	30.759 1:41.043
20	12:34:56	25.121 25.121	14.811 39.932	30.451 1:10.383	266,7	30.879 1:41.262
21	12:36:37	25.184 25.184	14.786 39.970	30.181 1:10.151	266	30.709 1:40.860
22	12:38:18	25.236 25.236	14.773 40.009	30.229 1:10.238	266	30.679 1:40.917
23	12:39:59	25.138 25.138	14.796 39.934	30.305 1:10.239	263,4	30.718 1:40.957



Jerez - 4423 m



119

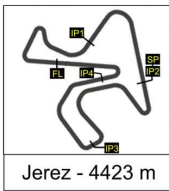
CIRCUITO DE JEREZ - WSBK TEST
Wednesday, January 22nd 2025
INDIVIDUAL ANALYSIS
119.- Alvaro BAUTISTA - Ducati Aruba.it

Lap	Time	IP1	IP2	IP3	VMax	FL
24	13:02:03	25.240 25.240	15.866 41.106	33.054 1:14.160	247,7	20:49.257 PIT EXIT
25	13:03:49	28.691 28.691	15.295 43.986	31.108 1:15.094	258,4	31.248 1:46.342
26	13:05:30	25.364 25.364	14.860 40.224	30.425 1:10.649	264,1	30.786 1:41.435
27	13:07:11	25.194 25.194	14.703 39.897	30.152 1:10.049	266	30.801 1:40.850
28	13:08:53	25.289 25.289	14.795 40.084	30.224 1:10.308	264,1	30.955 1:41.263
29	13:10:33	25.160 25.160	14.759 39.919	29.999 1:09.918	266,7	30.759 1:40.677
30	13:12:14	25.106 25.106	14.742 39.848	30.063 1:09.911	266	30.768 1:40.679
31	13:13:55	25.206 25.206	14.818 40.024	29.954 1:09.978	264,1	30.794 1:40.772
32	15:32:17	26.890 26.890	15.386 42.276	31.232 1:13.508	263,4	2:17:08.803 PIT EXIT
33	15:34:04	29.482 29.482	15.423 44.905	31.122 1:16.027	252,9	31.169 1:47.196
34	15:35:46	25.510 25.510	14.829 40.339	30.432 1:10.771	262,1	30.731 1:41.502
35	15:37:26	25.220 25.220	14.788 40.008	29.984 1:09.992	264,7	30.826 1:40.818
36	15:39:07	25.109 25.109	14.843 39.952	30.056 1:10.008	265,4	30.671 1:40.679
37	15:40:48	25.217 25.217	14.707 39.924	30.064 1:09.988	265,4	30.756 1:40.744
38	15:42:28	25.145 25.145	14.785 39.930	29.814 1:09.744	264,7	30.616 1:40.360
39	15:44:08	25.079 25.079	14.642 39.721	29.818 1:09.539	265,4	30.608 1:40.147
40	16:00:25	27.153 27.153	15.134 42.287	31.928 1:14.215	262,8	15:02.297 PIT EXIT
41	16:02:10	28.704 28.704	15.061 43.765	30.609 1:14.374	256,5	30.919 1:45.293
42	16:03:51	25.263 25.263	14.706 39.969	30.051 1:10.020	263,4	30.624 1:40.644
43	16:05:31	25.039 25.039	14.682 39.721	29.903 1:09.624	266	30.642 1:40.266
44	16:07:11	25.061 25.061	14.700 39.761	29.974 1:09.735	266	30.543 1:40.278
45	16:08:52	24.970 24.970	14.643 39.613	29.976 1:09.589	266	30.546 1:40.135
46	16:10:32	25.152 25.152	14.662 39.814	29.891 1:09.705	266	30.681 1:40.386



CIRCUITO DE JEREZ - WSBK TEST
Wednesday, January 22nd 2025
INDIVIDUAL ANALYSIS
119.- Alvaro BAUTISTA - Ducati Aruba.it

Lap	Time	IP1	IP2	IP3	VMax	FL
47	16:12:13	25.605 25.605	14.754 40.359	30.038 1:10.397	266	30.695 1:41.092
48	16:32:31	27.138 27.138	15.852 42.990	33.064 1:16.054	254,7	19:01.606 PIT EXIT
49	16:34:17	29.342 29.342	15.237 44.579	30.748 1:15.327	259,9	30.867 1:46.194
50	16:35:58	25.379 25.379	14.703 40.082	30.255 1:10.337	265,6	30.873 1:41.210
51	16:37:39	25.204 25.204	14.708 39.912	30.165 1:10.077	263,8	30.760 1:40.837
52	16:39:20	25.133 25.133	14.879 40.012	30.020 1:10.032	264,4	30.849 1:40.881
53	16:41:01	25.297 25.297	14.727 40.024	30.067 1:10.091	265	30.742 1:40.833
54	16:42:41	25.282 25.282	14.744 40.026	29.915 1:09.941	266,1	30.869 1:40.810
55	16:44:22	25.272 25.272	14.785 40.057	30.068 1:10.125	264,3	30.898 1:41.023
56	17:01:03	27.040 27.040	16.267 43.307	32.637 1:15.944	244,7	15:24.688 PIT EXIT
57	17:02:54	29.765 29.765	15.220 44.985	34.722 1:19.707	260,1	31.268 1:50.975
58	17:04:35	25.523 25.523	14.750 40.273	30.189 1:10.462	265,4	30.640 1:41.102
59	17:06:16	25.193 25.193	14.728 39.921	30.179 1:10.100	265	30.891 1:40.991
60	17:07:57	25.122 25.122	14.889 40.011	30.248 1:10.259	264,3	30.878 1:41.137
61	17:09:41	27.652 27.652	15.041 42.693	30.369 1:13.062	265,7	30.972 1:44.034
62	17:11:23	25.331 25.331	14.807 40.138	30.275 1:10.413	266,7	30.806 1:41.219
63	17:13:03	25.318 25.318	14.891 40.209	30.015 1:10.224	265,1	30.654 1:40.878
64	17:56:39	25.424 25.424	14.807 40.231	33.649 1:13.880	265	42:21.452 PIT EXIT
65	17:58:26	29.306 29.306	15.605 44.911	31.277 1:16.188	250,8	31.306 1:47.494
66	18:00:08	25.501 25.501	14.722 40.223	30.327 1:10.550	264,3	31.130 1:41.680
67		27.159 27.159	15.675 42.834	31.469 1:14.303	259,1	-----



119

CIRCUITO DE JEREZ - WSBK TEST
Wednesday, January 22nd 2025
INDIVIDUAL ANALYSIS
119.- Alvaro BAUTISTA - Ducati Aruba.it

Lap	Time	IP1	IP2	IP3	VMax	FL
Mejor Sectores	FL - IP1	IP1 - IP2	IP2 - IP3	IP3 - FL		
	24.970	14.642	29.814	30.543		



Jerez - 4423 m



122

CIRCUITO DE JEREZ - WSBK TEST
Wednesday, January 22nd 2025
INDIVIDUAL ANALYSIS
122.- Alex LOWES - BbKRT

Lap	Time	IP1	IP2	IP3	VMax	FL
1	10:43:20	32.653 32.653	16.052 48.705	33.678 1:22.383	259,6	32.450 1:54.833
2	10:45:05	26.235 26.235	15.356 41.591	31.771 1:13.362	260,9	31.435 1:44.797
3	10:46:48	25.580 25.580	15.137 40.717	31.106 1:11.823	262,1	31.247 1:43.070
4	10:48:33	25.559 25.559	15.910 41.469	31.627 1:13.096	264,1	31.479 1:44.575
5	10:50:15	25.460 25.460	15.175 40.635	30.592 1:11.227	262,8	30.796 1:42.023
6	10:51:56	25.158 25.158	15.048 40.206	30.269 1:10.475	262,8	30.933 1:41.408
7	11:03:43	27.033 27.033	15.975 43.008	32.384 1:15.392	251,7	10:31.966 PIT EXIT
8	11:05:35	34.246 34.246	15.120 49.366	31.423 1:20.789	260,9	31.326 1:52.115
9	11:07:17	25.572 25.572	14.982 40.554	30.488 1:11.042	267,3	30.946 1:41.988
10	11:09:02	26.436 26.436	15.164 41.600	31.940 1:13.540	264,1	31.235 1:44.775
11	11:10:44	25.249 25.249	15.002 40.251	30.328 1:10.579	264,1	30.878 1:41.457
12	11:12:25	25.152 25.152	14.869 40.021	30.076 1:10.097	265,4	30.806 1:40.903
13	11:29:40	27.290 27.290	17.017 44.307	31.677 1:15.984	197,8	15:58.969 PIT EXIT
14	11:34:16	35.147 35.147	17.123 52.270	32.747 1:25.017	249,4	3:11.013 PIT EXIT
15	11:36:03	30.652 30.652	15.150 45.802	30.463 1:16.265	261,5	30.848 1:47.113
16	11:37:44	25.059 25.059	14.775 39.834	30.172 1:10.006	264,7	30.893 1:40.899
17	11:39:25	25.273 25.273	14.889 40.162	30.302 1:10.464	264,1	30.884 1:41.348
18	11:41:06	25.258 25.258	14.975 40.233	30.078 1:10.311	263,4	30.754 1:41.065
19	11:42:47	25.116 25.116	14.814 39.930	30.128 1:10.058	266	30.729 1:40.787
20	11:44:28	25.133 25.133	14.884 40.017	30.038 1:10.055	264,7	31.145 1:41.200
21	13:57:44	25.155 25.155	17.255 42.410	31.941 1:14.351	249,4	2:12:01.422 PIT EXIT
22	13:59:32	31.174 31.174	15.243 46.417	30.657 1:17.074	259,6	31.203 1:48.277
23	14:01:13	25.236 25.236	14.888 40.124	30.242 1:10.366	262,8	30.902 1:41.268



Jerez - 4423 m

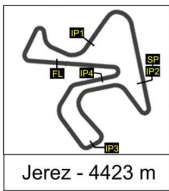


122

CIRCUITO DE JEREZ - WSBK TEST
Wednesday, January 22nd 2025
INDIVIDUAL ANALYSIS
122.- Alex LOWES - BbKRT

Lap	Time	IP1	IP2	IP3	VMax	FL
24	14:02:54	25.259 25.259	14.923 40.182	29.965 1:10.147	262,8	30.823 1:40.970
25	14:04:35	25.108 25.108	14.878 39.986	29.853 1:09.839	261,5	30.772 1:40.611
26	14:06:16	25.040 25.040	14.936 39.976	29.962 1:09.938	263,4	30.779 1:40.717
27	14:07:56	25.215 25.215	14.801 40.016	29.971 1:09.987	264,1	30.933 1:40.920
28	14:22:43	31.200 31.200	15.477 46.677	31.562 1:18.239	255,9	13:27.976 PIT EXIT
29	14:24:31	31.308 31.308	15.229 46.537	30.833 1:17.370	261,5	31.104 1:48.474
30	14:26:11	25.161 25.161	14.824 39.985	<u>29.743</u> 1:09.728	261,5	30.595 1:40.323
31	14:27:52	25.082 25.082	14.890 39.972	29.954 1:09.926	263,4	30.768 1:40.694
32	14:29:33	<u>24.974</u> <u>24.974</u>	14.809 <u>39.783</u>	29.929 1:09.712	262,8	30.673 1:40.385
33	14:31:13	25.133 25.133	14.812 39.945	29.829 1:09.774	263,4	30.697 1:40.471
34	14:32:53	25.101 25.101	14.836 39.937	29.748 <u>1:09.685</u>	262,1	<u>30.585</u> 1:40.270
35		27.619 27.619	15.970 43.589	32.439 1:16.028	252,9	-----

Mejor Sectores	FL - IP1	IP1 - IP2	IP2 - IP3	IP3 - FL
	24.974	14.775	29.743	30.585



CIRCUITO DE JEREZ - WSBK TEST
Wednesday, January 22nd 2025
INDIVIDUAL ANALYSIS
129.- Andrea IANNONE - Team Goeleven

Lap	Time	IP1	IP2	IP3	VMax	FL
1	16:54:46	33.713 33.713	17.953 51.666	33.349 1:25.015	195,2	34.415 1:59.430
2	16:56:27	24.940 24.940	14.780 39.720	29.783 1:09.503	265,2	30.539 1:40.042
3	17:16:52	25.905 25.905	15.172 41.077	30.980 1:12.057	263,3	19:13.008 PIT EXIT
4	17:18:50	32.967 32.967	16.044 49.011	32.252 1:21.263	246,5	37.618 1:58.881
5	17:21:00	30.224 30.224	15.995 46.219	32.095 1:18.314	255,7	51.273 2:09.587
6	17:22:48	26.327 26.327	15.943 42.270	33.092 1:15.362	247,9	32.279 1:47.641
7	17:24:30	25.572 25.572	15.106 40.678	30.487 1:11.165	261,3	31.206 1:42.371
8	17:26:13	26.394 26.394	15.090 41.484	30.629 1:12.113	263,3	30.921 1:43.034
9	17:27:55	25.232 25.232	14.805 40.037	30.376 1:10.413	265,2	31.034 1:41.447
10		28.905 28.905	18.452 47.357	34.468 1:21.825	178,7	-----

Mejor Sectores	FL - IP1	IP1 - IP2	IP2 - IP3	IP3 - FL
	24.940	14.780	29.783	30.539



Jerez - 4423 m

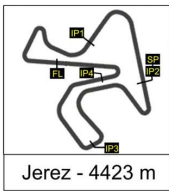


131

CIRCUITO DE JEREZ - WSBK TEST
Wednesday, January 22nd 2025
INDIVIDUAL ANALYSIS
131.- Garret GERLOFF - Kawasaki WorldSBK Team

Lap	Time	IP1	IP2	IP3	VMax	FL
1	11:07:23	33.515 33.515	15.173 48.688	30.994 1:19.682	262,1	31.549 1:51.231
2	11:09:06	25.324 25.324	15.328 40.652	30.295 1:10.947	263,4	31.715 1:42.662
3	11:10:47	25.076 25.076	14.847 39.923	30.168 1:10.091	264,7	31.145 1:41.236
4	11:12:29	25.228 25.228	14.964 40.192	30.071 1:10.263	262,1	31.091 1:41.354
5	11:14:11	25.055 25.055	14.888 39.943	30.741 1:10.684	262,8	31.848 1:42.532
6	11:15:53	25.225 25.225	14.976 40.201	30.092 1:10.293	263,4	31.072 1:41.365
7	17:10:15	28.002 28.002	15.467 43.469	31.161 1:14.630	258,4	5:53:07.768 PIT EXIT
8	17:12:42	29.689 29.689	15.291 44.980	31.579 1:16.559	257,9	1:10.551 PIT EXIT
9		30.895 30.895	15.876 46.771	31.544 1:18.315	258,8	-----

Mejor Sectores	FL - IP1	IP1 - IP2	IP2 - IP3	IP3 - FL
	25.055	14.847	30.071	31.072



145

CIRCUITO DE JEREZ - WSBK TEST
Wednesday, January 22nd 2025
INDIVIDUAL ANALYSIS
145.- Scott REDDING - MGM Bonovo Racing

Lap	Time	IP1	IP2	IP3	VMax	FL
1	17:51:29	34.200 34.200	17.364 51.564	32.406 1:23.970	201,4	31.770 1:55.740
2	17:53:12	25.655 25.655	15.051 40.706	30.576 1:11.282	264,2	31.529 1:42.811
3	17:54:55	<u>25.594</u> <u>25.594</u>	15.034 <u>40.628</u>	<u>30.471</u> <u>1:11.099</u>	265,4	<u>31.512</u> 1:42.611
4	17:57:18	26.254 26.254	<u>15.026</u> 41.280	30.748 1:12.028	267,3	1:10.764 PIT EXIT
5	17:59:37	28.474 28.474	15.097 43.571	31.058 1:14.629	264,4	1:04.304 PIT EXIT
6		29.055 29.055	15.143 44.198	31.065 1:15.263	264,7	-----

Mejor Sectores	FL - IP1	IP1 - IP2	IP2 - IP3	IP3 - FL
	25.594	15.026	30.471	31.512



Jerez - 4423 m



147

CIRCUITO DE JEREZ - WSBK TEST
Wednesday, January 22nd 2025
INDIVIDUAL ANALYSIS
147.- Axel BASSANI - BbKRT

Lap	Time	IP1	IP2	IP3	VMax	FL
1	10:54:39	30.482 30.482	15.460 45.942	31.914 1:17.856	264,1	32.135 1:49.991
2	10:56:21	25.553 25.553	14.910 40.463	30.345 1:10.808	264,7	30.711 1:41.519
3	10:58:02	25.125 25.125	14.757 39.882	30.376 1:10.258	266	30.735 1:40.993
4	10:59:47	27.120 27.120	15.452 42.572	30.946 1:13.518	266	31.266 1:44.784
5	11:01:28	25.292 25.292	14.974 40.266	30.256 1:10.522	263,4	30.919 1:41.441
6	11:03:09	25.237 25.237	14.866 40.103	30.152 1:10.255	264,1	30.767 1:41.022
7	11:13:16	27.498 27.498	15.341 42.839	31.754 1:14.593	262,8	8:52.380 PIT EXIT
8	11:15:05	30.268 30.268	15.323 45.591	31.314 1:16.905	260,9	31.564 1:48.469
9	11:16:45	25.207 25.207	14.825 40.032	30.073 1:10.105	262,8	30.697 1:40.802
10	11:18:26	25.138 25.138	14.748 39.886	29.870 1:09.756	266,7	30.801 1:40.557
11	11:20:13	29.290 29.290	15.195 44.485	31.332 1:15.817	265,4	31.592 1:47.409
12	11:21:55	25.257 25.257	14.846 40.103	30.213 1:10.316	263,4	30.810 1:41.126
13	11:34:56	27.163 27.163	16.506 43.669	31.308 1:14.977	261,5	11:46.691 PIT EXIT
14	11:36:45	29.915 29.915	15.518 45.433	31.508 1:16.941	260,2	31.420 1:48.361
15	11:38:25	25.146 25.146	14.841 39.987	30.076 1:10.063	263,4	30.650 1:40.713
16	11:40:06	25.014 25.014	14.704 39.718	29.964 1:09.682	265,4	30.594 1:40.276
17	11:41:46	25.139 25.139	14.796 39.935	29.988 1:09.923	262,1	30.622 1:40.545
18	11:43:27	25.398 25.398	14.994 40.392	30.192 1:10.584	266	30.792 1:41.376
19	12:07:38	28.552 28.552	15.146 43.698	32.425 1:16.123	265,4	22:54.098 PIT EXIT
20	12:09:27	30.151 30.151	15.398 45.549	31.894 1:17.443	255,9	31.542 1:48.985
21	12:11:07	25.243 25.243	14.783 40.026	30.096 1:10.122	264,1	30.641 1:40.763
22	12:12:48	25.072 25.072	14.752 39.824	30.099 1:09.923	265,4	30.728 1:40.651
23	12:14:30	25.254 25.254	14.908 40.162	30.258 1:10.420	264,7	31.142 1:41.562



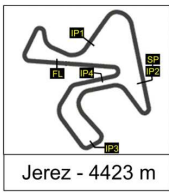
Jerez - 4423 m



147

CIRCUITO DE JEREZ - WSBK TEST
Wednesday, January 22nd 2025
INDIVIDUAL ANALYSIS
147.- Axel BASSANI - BbKRT

Lap	Time	IP1	IP2	IP3	VMax	FL
24	12:16:11	25.325 25.325	14.945 40.270	30.612 1:10.882	263,4	30.945 1:41.827
25	12:34:57	25.367 25.367	14.942 40.309	30.403 1:10.712	264,1	17:34.823 PIT EXIT
26	12:36:48	31.006 31.006	15.327 46.333	32.895 1:19.228	260,2	31.514 1:50.742
27	12:38:29	25.196 25.196	14.920 40.116	30.286 1:10.402	264,1	31.062 1:41.464
28	12:40:10	25.270 25.270	14.813 40.083	29.890 1:09.973	264,7	30.713 1:40.686
29	12:41:50	25.082 25.082	14.755 39.837	29.850 1:09.687	268,7	30.533 1:40.220
30	12:43:30	25.103 25.103	14.725 39.828	29.839 1:09.667	265,4	30.511 1:40.178
31	13:01:04	27.766 27.766	16.006 43.772	31.348 1:15.120	254,1	16:19.022 PIT EXIT
32	13:02:54	30.755 30.755	15.362 46.117	31.383 1:17.500	258,4	31.735 1:49.235
33	13:04:35	25.391 25.391	14.880 40.271	30.205 1:10.476	262,8	30.955 1:41.431
34	13:06:16	25.244 25.244	14.889 40.133	30.095 1:10.228	264,1	30.938 1:41.166
35	13:29:37	28.658 28.658	15.662 44.320	31.292 1:15.612	262,1	22:05.207 PIT EXIT
36	13:31:25	29.910 29.910	15.318 45.228	31.226 1:16.454	260,2	31.447 1:47.901
37	13:33:06	25.279 25.279	14.880 40.159	30.155 1:10.314	258,4	31.001 1:41.315
38	13:34:48	25.287 25.287	14.949 40.236	30.311 1:10.547	262,1	31.565 1:42.112
39	14:05:48	28.179 28.179	15.542 43.721	31.882 1:15.603	258,4	29:44.223 PIT EXIT
40	14:07:35	29.189 29.189	15.381 44.570	31.207 1:15.777	257,1	31.419 1:47.196
41	14:09:16	25.084 25.084	14.718 39.802	29.939 1:09.741	264,7	30.616 1:40.357
42	14:10:57	25.206 25.206	14.724 39.930	29.971 1:09.901	262,8	30.800 1:40.701
43	14:12:39	25.117 25.117	14.916 40.033	30.873 1:10.906	259	31.742 1:42.648
44	14:14:20	25.196 25.196	14.782 39.978	30.233 1:10.211	264,1	30.779 1:40.990
45	14:20:51	27.554 27.554	15.592 43.146	31.738 1:14.884	253,5	5:15.860 PIT EXIT
46	14:22:39	29.424 29.424	15.533 44.957	31.643 1:16.600	259,6	31.766 1:48.366



CIRCUITO DE JEREZ - WSBK TEST
Wednesday, January 22nd 2025
INDIVIDUAL ANALYSIS
147.- Axel BASSANI - BbKRT

Lap	Time	IP1	IP2	IP3	VMax	FL
47	14:24:19	<u>24.881</u> 24.881	<u>14.594</u> 39.475	<u>29.611</u> 1:09.086	268	<u>30.377</u> 1:39.463
48		26.781 26.781	15.223 42.004	31.513 1:13.517	262,1	-----

Mejor Sectores	FL - IP1	IP1 - IP2	IP2 - IP3	IP3 - FL
	24.881	14.594	29.611	30.377



Jerez - 4423 m



150

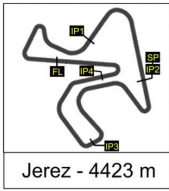
CIRCUITO DE JEREZ - WSBK TEST
Wednesday, January 22nd 2025
INDIVIDUAL ANALYSIS
150.- Ondrej VOSTALEK - World Supersport Project Racing

Lap	Time	IP1	IP2	IP3	VMax	FL
1	10:55:08	28.907 28.907	16.310 45.217	31.669 1:16.886	227,4	32.723 1:49.609
2	10:56:53	25.963 25.963	15.979 41.942	31.247 1:13.189	228,3	32.320 1:45.509
3	10:58:40	25.855 25.855	15.794 41.649	32.333 1:13.982	229,8	32.573 1:46.555
4	11:00:25	25.754 25.754	15.824 41.578	30.962 1:12.540	229,8	32.189 1:44.729
5	11:02:11	27.574 27.574	15.900 43.474	31.029 1:14.503	229,3	32.270 1:46.773
6	11:03:56	25.664 25.664	15.763 41.427	30.762 1:12.189	229,3	32.130 1:44.319
7	11:05:42	25.700 25.700	15.733 41.433	31.836 1:13.269	229,3	32.438 1:45.707
8	11:54:02	25.742 25.742	15.670 41.412	32.217 1:13.629	230,8	47:07.012 PIT EXIT
9	11:55:56	32.780 32.780	16.520 49.300	31.577 1:20.877	225,5	32.493 1:53.370
10	11:57:42	26.966 26.966	15.927 42.893	30.925 1:13.818	226,4	32.328 1:46.146
11	11:59:26	25.682 25.682	15.854 41.536	30.794 1:12.330	226,4	32.075 1:44.405
12	12:01:11	25.674 25.674	15.748 41.422	30.851 1:12.273	228,3	32.177 1:44.450
13	12:02:55	25.684 25.684	15.680 41.364	30.597 1:11.961	228,8	32.259 1:44.220
14	12:04:40	25.597 25.597	16.196 41.793	30.870 1:12.663	226,9	32.458 1:45.121
15	12:06:27	27.918 27.918	16.298 44.216	31.041 1:15.257	227,4	32.205 1:47.462
16	12:08:11	25.648 25.648	15.739 41.387	30.574 1:11.961	228,3	32.134 1:44.095
17	12:36:50	32.275 32.275	16.613 48.888	31.863 1:20.751	225	27:17.369 PIT EXIT
18	12:38:43	33.475 33.475	16.119 49.594	31.024 1:20.618	225	32.413 1:53.031
19	12:40:27	25.840 25.840	15.943 41.783	30.806 1:12.589	227,4	32.249 1:44.838
20	12:42:12	25.748 25.748	15.776 41.524	30.733 1:12.257	227,4	32.096 1:44.353
21	12:43:59	27.710 27.710	15.949 43.659	30.977 1:14.636	225,9	32.245 1:46.881
22	12:45:44	26.551 26.551	15.896 42.447	30.745 1:13.192	227,8	32.212 1:45.404
23	16:21:54	25.720 25.720	15.825 41.545	30.629 1:12.174	227,8	3:34:58.230 PIT EXIT



CIRCUITO DE JEREZ - WSBK TEST
Wednesday, January 22nd 2025
INDIVIDUAL ANALYSIS
150.- Ondrej VOSTALEK - World Supersport Project Racing

Lap	Time	IP1	IP2	IP3	VMax	FL
24	16:23:48	32.198 32.198	16.454 48.652	31.856 1:20.508	224,1	32.795 1:53.303
25	16:25:34	25.943 25.943	16.134 42.077	31.298 1:13.375	225,5	32.441 1:45.816
26	16:27:18	25.684 25.684	15.760 41.444	30.681 1:12.125	228,3	32.130 1:44.255
27	16:29:02	25.692 25.692	15.727 41.419	30.721 1:12.140	228,3	32.210 1:44.350
28	16:30:48	26.619 26.619	16.013 42.632	30.927 1:13.559	226,6	32.410 1:45.969
29	16:32:33	25.758 25.758	15.796 41.554	30.856 1:12.410	227,7	32.196 1:44.606
30	17:03:37	26.929 26.929	16.076 43.005	33.174 1:16.179	228	29:48.176 PIT EXIT
31	17:05:30	33.039 33.039	16.093 49.132	31.383 1:20.515	224,3	32.511 1:53.026
32	17:23:43	27.030 27.030	16.115 43.145	37.933 1:21.078	226,8	16:51.410 PIT EXIT
33	17:25:32	30.080 30.080	16.104 46.184	31.267 1:17.451	224,8	32.422 1:49.873
34	17:27:18	25.941 25.941	15.946 41.887	30.859 1:12.746	225,7	32.288 1:45.034
35	17:29:03	25.835 25.835	16.215 42.050	31.028 1:13.078	227,2	32.431 1:45.509
36	17:30:48	25.824 25.824	15.881 41.705	30.766 1:12.471	227,8	32.290 1:44.761
37	17:32:32	25.853 25.853	15.833 41.686	30.730 1:12.416	228,4	32.211 1:44.627
38	17:49:17	29.570 29.570	16.194 45.764	31.793 1:17.557	227,1	15:27.439 PIT EXIT
39	17:51:13	34.113 34.113	16.522 50.635	32.445 1:23.080	222	32.693 1:55.773
40	17:52:58	25.832 25.832	15.693 41.525	31.107 1:12.632	228,2	32.171 1:44.803
41	17:54:43	25.781 25.781	15.775 41.556	30.694 1:12.250	229,1	32.758 1:45.008
42	17:56:27	25.666 25.666	15.723 41.389	30.748 1:12.137	228,2	32.051 1:44.188
43	17:58:11	25.639 25.639	15.708 41.347	30.643 1:11.990	230,7	32.089 1:44.079
44	17:59:56	25.740 25.740	15.805 41.545	30.669 1:12.214	230,4	32.173 1:44.387
45	18:01:40	25.632 25.632	15.836 41.468	30.643 1:12.111	229,7	32.209 1:44.320
46		27.713 27.713	56.656 1:24.369	34.238 1:58.607	99,8	-----



150

CIRCUITO DE JEREZ - WSBK TEST
Wednesday, January 22nd 2025
INDIVIDUAL ANALYSIS
150.- Ondrej VOSTALEK - World Supersport Project Racing

Lap	Time	IP1	IP2	IP3	VMax	FL
Mejor Sectores	FL - IP1	IP1 - IP2	IP2 - IP3	IP3 - FL		
	25.597	15.670	30.574	32.051		



Jerez - 4423 m



155

CIRCUITO DE JEREZ - WSBK TEST
Wednesday, January 22nd 2025
INDIVIDUAL ANALYSIS
155.- Andrea LOCATELLI - Pata Maxus Yamaha

Lap	Time	IP1	IP2	IP3	VMax	FL
1	11:05:29	31.309 31.309	17.046 48.355	32.063 1:20.418	258,4	15:43.062 PIT EXIT
2	11:07:27	39.159 39.159	15.613 54.772	31.479 1:26.251	257,1	31.923 1:58.174
3	11:09:10	25.501 25.501	15.186 40.687	30.511 1:11.198	260,2	31.364 1:42.562
4	11:10:53	<u>25.266</u> <u>25.266</u>	15.148 40.414	30.947 1:11.361	259	31.500 1:42.861
5	11:12:35	25.306 25.306	<u>15.104</u> <u>40.410</u>	<u>30.380</u> <u>1:10.790</u>	260,2	<u>31.055</u> 1:41.845
6	11:14:18	25.820 25.820	15.123 40.943	30.598 1:11.541	259,6	31.557 1:43.098
7	16:45:17	25.278 25.278	16.237 41.515	1:24.802 2:06.317	150	5:28:53.245 PIT EXIT
8		30.874 30.874	15.988 46.862	32.139 1:19.001	253	-----

Mejor Sectores	FL - IP1	IP1 - IP2	IP2 - IP3	IP3 - FL
	25.266	15.104	30.380	31.055



CIRCUITO DE JEREZ - WSBK TEST

Wednesday, January 22nd 2025

INDIVIDUAL ANALYSIS

160.- Michael VD MARK - Rokit BMW Motorrad WorldSBK Team

Lap	Time	IP1	IP2	IP3	VMax	FL
1	10:14:06	28.839 28.839	15.444 44.283	31.362 1:15.645	252,3	5:19.493 PIT EXIT
2	10:15:57	31.856 31.856	15.341 47.197	31.589 1:18.786	264,1	32.366 1:51.152
3	10:17:40	25.534 25.534	14.778 40.312	31.069 1:11.381	266,7	31.610 1:42.991
4	10:19:22	25.438 25.438	14.877 40.315	30.273 1:10.588	262,1	31.150 1:41.738
5	10:21:03	25.340 25.340	14.798 40.138	30.071 1:10.209	262,8	30.895 1:41.104
6	10:22:44	25.211 25.211	14.849 40.060	30.109 1:10.169	264,1	30.988 1:41.157
7	10:24:25	25.276 25.276	14.871 40.147	30.058 1:10.205	261,5	31.007 1:41.212
8	10:37:32	28.302 28.302	16.054 44.356	31.951 1:16.307	226,4	11:50.081 PIT EXIT
9	10:39:17	29.064 29.064	15.016 44.080	30.454 1:14.534	265,4	30.970 1:45.504
10	10:40:58	25.115 25.115	<u>14.668</u> 39.783	<u>29.890</u> <u>1:09.673</u>	264,7	<u>30.612</u> <u>1:40.285</u>
11		<u>25.060</u> <u>25.060</u>	14.677 <u>39.737</u>		266	-----

Mejor Sectores	FL - IP1	IP1 - IP2	IP2 - IP3	IP3 - FL
	25.060	14.668	29.890	30.612



Jerez - 4423 m



165

CIRCUITO DE JEREZ - WSBK TEST
Wednesday, January 22nd 2025
INDIVIDUAL ANALYSIS
165.- Jonathan REA - Pata Maxus Yamaha

Lap	Time	IP1	IP2	IP3	VMax	FL
1	10:44:30	30.953 30.953	15.339 46.292	32.403 1:18.695	260,2	31.483 1:50.178
2	10:46:12	25.148 25.148	14.879 40.027	30.444 1:10.471	258,4	31.023 1:41.494
3	10:47:52	25.171 25.171	14.689 39.860	30.021 1:09.881	263,4	30.871 1:40.752
4	10:49:33	25.017 25.017	14.723 39.740	30.068 1:09.808	263,4	30.909 1:40.717
5	11:11:08	27.243 27.243	15.699 42.942	33.278 1:16.220	257,8	20:18.334 PIT EXIT
6	11:13:02	31.221 31.221	15.011 46.232	33.229 1:19.461	258,4	34.829 1:54.290
7	11:14:44	25.246 25.246	14.830 40.076	30.101 1:10.177	260,9	31.755 1:41.932
8	11:16:25	24.992 24.992	14.743 39.735	30.222 1:09.957	261,5	30.866 1:40.823
9	11:18:05	25.071 25.071	14.716 39.787	29.946 1:09.733	261,5	30.824 1:40.557
10	11:37:28	25.033 25.033	14.833 39.866	30.084 1:09.950	260,9	18:12.694 PIT EXIT
11	11:39:15	29.941 29.941	15.159 45.100	31.004 1:16.104	257,1	31.231 1:47.335
12	11:40:57	25.224 25.224	14.930 40.154	30.344 1:10.498	257,8	31.489 1:41.987
13	11:42:42	27.635 27.635	15.303 42.938	30.515 1:13.453	261,5	31.333 1:44.786
14	11:44:24	25.260 25.260	15.050 40.310	30.346 1:10.656	259	31.363 1:42.019
15	12:04:46	25.085 25.085	15.286 40.371	30.310 1:10.681	259	19:11.595 PIT EXIT
16	12:06:36	31.242 31.242	16.161 47.403	30.870 1:18.273	247,7	31.061 1:49.334
17	12:08:20	25.610 25.610	15.872 41.482	31.874 1:13.356	240	30.955 1:44.311
18	12:10:01	25.119 25.119	14.917 40.036	30.053 1:10.089	259	30.770 1:40.859
19	12:11:41	24.978 24.978	14.869 39.847	29.860 1:09.707	259,6	30.661 1:40.368
20	12:13:22	25.103 25.103	14.870 39.973	30.136 1:10.109	260,2	30.866 1:40.975
21	15:41:36	25.108 25.108	14.844 39.952	30.658 1:10.610	261,5	3:27:03.383 PIT EXIT
22	15:43:24	30.067 30.067	15.148 45.215	31.044 1:16.259	257,8	31.160 1:47.419
23	15:45:05	25.098 25.098	14.925 40.023	30.020 1:10.043	258,4	30.993 1:41.036



Jerez - 4423 m



165

CIRCUITO DE JEREZ - WSBK TEST
Wednesday, January 22nd 2025
INDIVIDUAL ANALYSIS
165.- Jonathan REA - Pata Maxus Yamaha

Lap	Time	IP1	IP2	IP3	VMax	FL
24	15:46:46	25.204 25.204	14.888 40.092	29.942 1:10.034	260,2	31.036 1:41.070
25	16:36:19	25.498 25.498	15.065 40.563	30.655 1:11.218	260,2	48:22.281 PIT EXIT
26	16:38:08	32.014 32.014	15.097 47.111	30.565 1:17.676	257	31.158 1:48.834
27	16:39:48	<u>24.917</u> <u>24.917</u>	14.848 39.765	29.912 <u>1:09.677</u>	259,7	30.778 1:40.455
28	16:41:31	26.056 26.056	14.933 40.989	30.602 1:11.591	259,2	31.190 1:42.781
29	17:18:17	25.157 25.157	15.058 40.215	30.396 1:10.611	257,6	35:34.923 PIT EXIT
30	17:20:11	37.542 37.542	15.260 52.802	30.528 1:23.330	255,6	31.082 1:54.412
31	17:21:52	24.969 24.969	14.851 39.820	29.871 1:09.691	260,1	30.754 1:40.445
32	17:23:32	25.029 25.029	14.811 39.840	29.872 1:09.712	260,5	30.764 1:40.476
33	17:25:13	24.958 24.958	14.825 39.783	30.229 1:10.012	260,6	30.899 1:40.911
34	17:39:29	27.464 27.464	15.285 42.749	30.933 1:13.682	258,9	13:02.160 PIT EXIT
35		29.822 29.822	14.837 44.659	30.917 1:15.576	259,6	-----

Mejor Sectores	FL - IP1	IP1 - IP2	IP2 - IP3	IP3 - FL
	24.917	14.689	29.860	30.661

**CIRCUITO DE JEREZ - WSBK TEST**

Wednesday, January 22nd 2025

INDIVIDUAL ANALYSIS**177.- Dominique AERGERTER - GYTR GRT Yamaha WorldSBK Team**

Lap	Time	IP1	IP2	IP3	VMax	FL
1	10:53:08	34.841 34.841	16.625 51.466	34.248 1:25.714	247,7	38.283 2:03.997
2	10:54:56	27.152 27.152	15.685 42.837	32.476 1:15.313	256,5	33.199 1:48.512
3	10:56:43	26.775 26.775	15.758 42.533	31.752 1:14.285	251,7	32.715 1:47.000
4	10:58:28	26.232 26.232	15.419 41.651	31.234 1:12.885	255,3	31.852 1:44.737
5	11:00:13	26.184 26.184	15.208 41.392	31.203 1:12.595	257,1	31.727 1:44.322
6	11:01:57	25.989 25.989	15.140 41.129	31.263 1:12.392	255,3	31.639 1:44.031
7	11:03:40	25.938 25.938	15.076 41.014	31.028 1:12.042	260,9	31.497 1:43.539
8	11:05:23	25.658 25.658	14.990 40.648	30.771 1:11.419	258,4	31.448 1:42.867
9	11:34:32	27.386 27.386	15.585 42.971	32.414 1:15.385	257,1	27:53.185 PIT EXIT
10	11:36:25	32.966 32.966	15.633 48.599	31.977 1:20.576	255,3	32.608 1:53.184
11	11:38:10	26.235 26.235	15.465 41.700	31.451 1:13.151	252,3	31.876 1:45.027
12	11:40:02	27.077 27.077	19.238 46.315	33.904 1:20.219	144,6	31.847 1:52.066
13	11:41:46	25.990 25.990	15.107 41.097	30.949 1:12.046	256,5	31.736 1:43.782
14	11:43:29	25.780 25.780	15.098 40.878	31.128 1:12.006	258,4	31.670 1:43.676
15	12:01:52	26.297 26.297	15.343 41.640	36.456 1:18.096	254,1	17:04.693 PIT EXIT
16	12:03:45	32.787 32.787	15.594 48.381	31.966 1:20.347	255,3	32.332 1:52.679
17	12:05:30	26.337 26.337	15.421 41.758	31.618 1:13.376	255,3	32.315 1:45.691
18	12:07:16	26.324 26.324	15.269 41.593	31.592 1:13.185	257,1	32.223 1:45.408
19	12:09:00	26.164 26.164	15.359 41.523	31.058 1:12.581	257,8	31.800 1:44.381
20	12:10:44	26.038 26.038	15.193 41.231	31.129 1:12.360	256,5	31.838 1:44.198
21	12:12:29	25.998 25.998	15.251 41.249	31.094 1:12.343	257,1	31.859 1:44.202
22	12:39:60	30.881 30.881	16.177 47.058	31.604 1:18.662	252,9	26:12.283 PIT EXIT
23	12:41:53	32.453 32.453	15.741 48.194	33.653 1:21.847	254,1	32.040 1:53.887



Jerez - 4423 m



177

CIRCUITO DE JEREZ - WSBK TEST

Wednesday, January 22nd 2025

INDIVIDUAL ANALYSIS

177.- Dominique AERGERTER - GYTR GRT Yamaha WorldSBK Team

Lap	Time	IP1	IP2	IP3	VMax	FL
24	12:43:38	26.361 26.361	15.365 41.726	31.014 1:12.740	254,1	31.933 1:44.673
25	12:45:22	26.048 26.048	15.158 41.206	31.044 1:12.250	257,1	31.505 1:43.755
26	12:47:05	25.814 25.814	15.125 40.939	30.868 1:11.807	257,1	31.463 1:43.270
27	13:16:36	29.079 29.079	16.430 45.509	33.696 1:19.205	246,6	28:11.172 PIT EXIT
28	13:18:26	31.366 31.366	15.583 46.949	31.246 1:18.195	253,5	31.850 1:50.045
29	13:20:08	25.746 25.746	15.098 40.844	30.597 1:11.441	256,5	31.338 1:42.779
30	13:21:50	<u>25.563</u> 25.563	<u>14.962</u> 40.525	<u>30.478</u> 1:11.003	258,4	<u>31.051</u> 1:42.054
31	13:23:33	25.592 25.592	15.007 40.599	30.490 1:11.089	259	31.132 1:42.221
32	13:25:15	25.570 25.570	15.067 40.637	30.521 1:11.158	254,7	31.149 1:42.307
33	13:26:58	25.597 25.597	15.040 40.637	30.711 1:11.348	257,8	31.257 1:42.605
34	13:28:40	25.614 25.614	15.025 40.639	30.501 1:11.140	258,4	31.297 1:42.437
35	13:47:06	28.172 28.172	16.588 44.760	35.721 1:20.481	241,1	17:05.663 PIT EXIT
36	13:48:56	31.614 31.614	15.430 47.044	31.097 1:18.141	255,9	31.744 1:49.885
37		25.967 25.967				-----

Mejor Sectores	FL - IP1	IP1 - IP2	IP2 - IP3	IP3 - FL
	25.563	14.962	30.478	31.051


CIRCUITO DE JEREZ - WSBK TEST
Wednesday, January 22nd 2025
INDIVIDUAL ANALYSIS
187.- Remy GARDNER - GYTR GRT Yamaha WorldSBK Team

Lap	Time	IP1	IP2	IP3	VMax	FL
1	12:43:53	33.673 33.673	17.340 51.013	34.021 1:25.034	246,6	2:10:50.246 PIT EXIT
2	12:45:54	34.518 34.518	15.612 50.130	36.511 1:26.641	253,5	34.382 2:01.023
3	12:58:58	26.091 26.091	15.270 41.361	30.794 1:12.155	258,4	11:52.275 PIT EXIT
4	13:00:47	30.594 30.594	15.369 45.963	31.108 1:17.071	257,8	31.520 1:48.591
5	13:02:29	25.660 25.660	15.053 40.713	30.276 1:10.989	258,4	31.224 1:42.213
6	13:04:13	26.885 26.885	15.128 42.013	30.496 1:12.509	259,6	31.360 1:43.869
7	13:05:54	<u>25.413</u> <u>25.413</u>	15.002 <u>40.415</u>	30.213 <u>1:10.628</u>	260,2	31.007 1:41.635
8	13:07:36	25.531 25.531	<u>14.958</u> 40.489	30.147 1:10.636	260,2	31.130 1:41.766
9	13:39:04	34.808 34.808	15.409 50.217	30.985 1:21.202	251,7	30:06.664 PIT EXIT
10	13:40:53	29.798 29.798	15.503 45.301	31.823 1:17.124	256,5	31.590 1:48.714
11	13:42:35	25.586 25.586	15.190 40.776	30.623 1:11.399	257,1	31.234 1:42.633
12	13:44:17	25.448 25.448	15.037 40.485	<u>30.145</u> 1:10.630	260,9	<u>30.975</u> 1:41.605
13	13:46:05	25.417 25.417	16.032 41.449	34.855 1:16.304	255,3	31.961 1:48.265
14	13:47:47	25.420 25.420	15.036 40.456	30.237 1:10.693	262,1	31.201 1:41.894
15		27.708 27.708	15.238 42.946	31.347 1:14.293	257,1	-----

Mejor Sectores	FL - IP1	IP1 - IP2	IP2 - IP3	IP3 - FL
	25.413	14.958	30.145	30.975



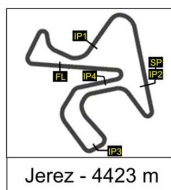
Jerez - 4423 m



197

CIRCUITO DE JEREZ - WSBK TEST
Wednesday, January 22nd 2025
INDIVIDUAL ANALYSIS
197.- Xavi VIERGE - Team HRC WorldSBK

Lap	Time	IP1	IP2	IP3	VMax	FL
1	12:16:00	38.794 38.794	15.327 54.121	31.445 1:25.566	263,4	31.218 1:56.784
2	12:17:41	25.006 25.006	14.892 39.898	30.297 1:10.195	264,1	30.757 1:40.952
3	12:19:22	24.826 24.826	14.781 39.607	30.077 1:09.684	266	30.732 1:40.416
4	12:21:03	24.940 24.940	14.951 39.891	30.462 1:10.353	261,5	30.899 1:41.252
5	12:22:44	24.980 24.980	14.891 39.871	30.232 1:10.103	264,1	30.856 1:40.959
6	12:52:30	29.845 29.845	15.384 45.229	31.178 1:16.407	259,6	28:29.770 PIT EXIT
7	12:54:21	33.308 33.308	15.422 48.730	31.323 1:20.053	259	31.301 1:51.354
8	12:56:03	25.109 25.109	14.924 40.033	30.213 1:10.246	262,8	30.882 1:41.128
9	12:57:43	25.025 25.025	14.844 39.869	30.163 1:10.032	262,8	30.851 1:40.883
10	12:59:24	25.055 25.055	14.860 39.915	30.233 1:10.148	260,9	30.795 1:40.943
11	13:01:08	25.249 25.249	15.428 40.677	31.843 1:12.520	231,8	30.965 1:43.485
12	13:02:49	24.947 24.947	14.852 39.799	30.109 1:09.908	262,8	30.773 1:40.681
13	13:04:36	28.062 28.062	17.245 45.307	31.124 1:16.431	204,2	31.037 1:47.468
14	13:06:17	25.056 25.056	14.882 39.938	30.117 1:10.055	267,3	30.765 1:40.820
15	15:06:42	26.043 26.043	15.225 41.268	31.099 1:12.367	260,2	1:59:12.490 PIT EXIT
16	15:08:30	30.245 30.245	15.267 45.512	31.157 1:16.669	260,9	31.189 1:47.858
17	15:10:10	24.810 24.810	14.751 39.561	29.955 1:09.516	263,4	30.688 1:40.204
18	15:11:50	24.868 24.868	14.876 39.744	29.991 1:09.735	261,5	30.689 1:40.424
19	15:13:31	25.120 25.120	14.827 39.947	30.312 1:10.259	263,4	30.837 1:41.096
20	15:15:13	24.904 24.904	14.842 39.746	30.175 1:09.921	262,8	31.446 1:41.367
21	15:16:54	25.046 25.046	14.850 39.896	30.241 1:10.137	264,7	30.922 1:41.059
22	15:18:35	25.095 25.095	14.869 39.964	30.213 1:10.177	265,4	30.831 1:41.008
23	15:20:16	25.211 25.211	15.009 40.220	30.283 1:10.503	262,8	30.873 1:41.376



Jerez - 4423 m



197

CIRCUITO DE JEREZ - WSBK TEST
Wednesday, January 22nd 2025
INDIVIDUAL ANALYSIS
197.- Xavi VIERGE - Team HRC WorldSBK

Lap	Time	IP1	IP2	IP3	VMax	FL
24	15:21:57	25.068 25.068	14.828 39.896	30.203 1:10.099	264,7	30.831 1:40.930
25	15:23:38	25.027 25.027	14.885 39.912	30.208 1:10.120	264,7	30.903 1:41.023
26	15:25:19	25.012 25.012	14.951 39.963	30.106 1:10.069	264,1	30.861 1:40.930
27	16:02:08	28.358 28.358	16.707 45.065	32.797 1:17.862	228,3	35:31.531 PIT EXIT
28	16:04:07	30.353 30.353	15.578 45.931	41.746 1:27.677	259,6	31.262 1:58.939
29	16:05:47	<u>24.777</u> <u>24.777</u>	14.767 <u>39.544</u>	<u>29.785</u> <u>1:09.329</u>	264,1	<u>30.587</u> 1:39.916
30	16:07:29	25.708 25.708	15.030 40.738	30.537 1:11.275	264,1	30.950 1:42.225
31	16:09:10	24.961 24.961	14.828 39.789	30.049 1:09.838	262,8	30.790 1:40.628
32	16:10:51	24.980 24.980	14.793 39.773	30.209 1:09.982	263,4	30.766 1:40.748
33	16:24:57	25.080 25.080	14.895 39.975	30.509 1:10.484	264,1	12:55.714 PIT EXIT
34	16:26:47	32.750 32.750	15.404 48.154	31.079 1:19.233	257,8	31.211 1:50.444
35	16:28:29	25.080 25.080	14.934 40.014	30.276 1:10.290	264,1	30.929 1:41.219
36	16:30:10	25.030 25.030	14.811 39.841	30.203 1:10.044	264,8	30.977 1:41.021
37	16:31:51	24.978 24.978	14.833 39.811	30.131 1:09.942	263,7	30.896 1:40.838
38	16:50:24	25.150 25.150	15.235 40.385	31.735 1:12.120	249,7	17:20.978 PIT EXIT
39	16:52:17	34.850 34.850	15.331 50.181	32.207 1:22.388	259,2	31.276 1:53.664
40	16:53:57	24.841 24.841	14.784 39.625	29.819 1:09.444	264,4	30.749 1:40.193
41	16:55:39	24.950 24.950	14.811 39.761	30.120 1:09.881	263,7	31.143 1:41.024
42	17:07:34	27.047 27.047	15.482 42.529	31.753 1:14.282	253,2	10:41.689 PIT EXIT
43	17:09:23	31.024 31.024	15.305 46.329	30.759 1:17.088	260,3	31.061 1:48.149
44	17:11:03	24.980 24.980	14.861 39.841	30.147 1:09.988	262,1	30.877 1:40.865
45	17:12:44	24.921 24.921	14.834 39.755	29.904 1:09.659	264,1	30.722 1:40.381
46	17:14:25	24.932 24.932	14.850 39.782	30.150 1:09.932	264,3	30.885 1:40.817



Jerez - 4423 m



197

CIRCUITO DE JEREZ - WSBK TEST
Wednesday, January 22nd 2025
INDIVIDUAL ANALYSIS
197.- Xavi VIERGE - Team HRC WorldSBK

Lap	Time	IP1	IP2	IP3	VMax	FL
47	17:29:05	25.237	16.089	33.334	235,8	13:25.998
		25.237	41.326	1:14.660		PIT EXIT
48	17:30:54	31.475	15.317	30.911	261,2	31.230
		31.475	46.792	1:17.703		1:48.933
49	17:32:36	25.238	14.905	30.273	261,8	31.004
		25.238	40.143	1:10.416		1:41.420
50	17:34:17	24.960	14.875	30.138	263,2	30.871
		24.960	39.835	1:09.973		1:40.844
51	17:36:37	25.188	14.935	31.245	263,3	1:08.806
		25.188	40.123	1:11.368		PIT EXIT
52	17:39:07	31.594	16.154	37.416	244,3	1:04.741
		31.594	47.748	1:25.164		PIT EXIT
53		33.561	16.058	36.136	252,3	
		33.561	49.619	1:25.755		-----

Mejor Sectores	FL - IP1	IP1 - IP2	IP2 - IP3	IP3 - FL
	24.777	14.751	29.785	30.587



CIRCUITO DE JEREZ - WSBK TEST
Wednesday, January 22nd 2025
INDIVIDUAL ANALYSIS
212.- Borja GÓMEZ - Team HRC WorldSBK

Lap	Time	IP1	IP2	IP3	VMax	FL
1	10:21:12	32.893 32.893	16.061 48.954	33.534 1:22.488	257,8	32.740 1:55.228
2	10:22:57	25.864 25.864	15.413 41.277	31.482 1:12.759	260,2	32.103 1:44.862
3	10:24:40	25.648 25.648	15.367 41.015	31.161 1:12.176	259	31.723 1:43.899
4	10:26:24	25.431 25.431	15.212 40.643	31.138 1:11.781	260,2	31.569 1:43.350
5	10:28:07	25.471 25.471	15.198 40.669	30.719 1:11.388	260,2	31.624 1:43.012
6	10:29:50	25.391 25.391	15.166 40.557	30.622 1:11.179	260,2	31.483 1:42.662
7	11:16:57	25.920 25.920	15.936 41.856	31.349 1:13.205	257,8	45:53.911 PIT EXIT
8	11:18:46	30.020 30.020	15.487 45.507	31.427 1:16.934	256,5	31.939 1:48.873
9	11:20:29	25.661 25.661	15.229 40.890	30.833 1:11.723	257,8	31.511 1:43.234
10	11:22:11	25.431 25.431	15.122 40.553	30.643 1:11.196	260,9	31.472 1:42.668
11	11:23:54	25.232 25.232	15.156 40.388	30.600 1:10.988	259,6	31.331 1:42.319
12	11:41:47	26.588 26.588	15.222 41.810	31.097 1:12.907	258,4	16:40.620 PIT EXIT
13	11:43:34	28.698 28.698	15.415 44.113	31.013 1:15.126	256,5	31.687 1:46.813
14	11:45:17	25.459 25.459	15.133 40.592	30.617 1:11.209	258,4	31.281 1:42.490
15	11:46:59	25.481 25.481	15.154 40.635	30.694 1:11.329	259,6	31.442 1:42.771
16	11:48:42	25.445 25.445	15.286 40.731	30.716 1:11.447	258,4	31.602 1:43.049
17	11:50:25	25.383 25.383	15.211 40.594	30.682 1:11.276	259	31.479 1:42.755
18	11:52:14	27.207 27.207	15.736 42.943	34.449 1:17.392	255,3	31.714 1:49.106
19	11:53:59	25.526 25.526	15.443 40.969	31.209 1:12.178	258,4	32.088 1:44.266
20	12:16:28	25.509 25.509	15.181 40.690	30.678 1:11.368	259,6	21:18.509 PIT EXIT
21	12:18:29	33.768 33.768	16.309 50.077	33.123 1:23.200	242,2	37.901 2:01.101
22	12:20:12	25.616 25.616	15.159 40.775	30.549 1:11.324	258,4	31.201 1:42.525
23	12:21:54	25.126 25.126	15.092 40.218	30.366 1:10.584	259,6	31.098 1:41.682



Jerez - 4423 m



212

CIRCUITO DE JEREZ - WSBK TEST
Wednesday, January 22nd 2025
INDIVIDUAL ANALYSIS
212.- Borja GÓMEZ - Team HRC WorldSBK

Lap	Time	IP1	IP2	IP3	VMax	FL
24	12:23:35	25.193 25.193	15.037 40.230	30.323 1:10.553	260,2	31.166 1:41.719
25	12:25:25	25.244 25.244	15.043 40.287	32.155 1:12.442	260,2	37.200 1:49.642
26	12:27:07	25.256 25.256	14.996 40.252	30.406 1:10.658	261,5	31.282 1:41.940
27	12:46:44	26.535 26.535	15.458 41.993	31.847 1:13.840	257,1	18:23.215 PIT EXIT
28	12:51:49	29.084 29.084	15.724 44.808	34.156 1:18.964	247,1	3:46.383 PIT EXIT
29	12:53:46	29.937 29.937	17.524 47.461	33.655 1:21.116	221,8	35.550 1:56.666
30	12:55:28	25.306 25.306	15.057 40.363	30.283 1:10.646	260,9	31.316 1:41.962
31	12:57:10	25.386 25.386	15.065 40.451	30.346 1:10.797	260,2	31.452 1:42.249
32	12:58:53	25.314 25.314	15.095 40.409	30.536 1:10.945	259,6	31.519 1:42.464
33	13:00:35	25.288 25.288	15.132 40.420	30.573 1:10.993	257,8	31.262 1:42.255
34	13:02:23	25.415 25.415	15.905 41.320	32.257 1:13.577	252,3	34.212 1:47.789
35	13:04:05	25.221 25.221	15.080 40.301	30.450 1:10.751	259	31.339 1:42.090
36	13:05:55	29.816 29.816	15.582 45.398	31.438 1:16.836	255,9	33.303 1:50.139
37	13:07:37	25.444 25.444	15.050 40.494	30.244 1:10.738	261,5	31.248 1:41.986
38	14:19:32	26.272 26.272	15.371 41.643	30.969 1:12.612	256,5	1:10:42.773 PIT EXIT
39	14:21:35	35.356 35.356	19.765 55.121	33.882 1:29.003	189,1	33.595 2:02.598
40	14:23:18	25.618 25.618	15.172 40.790	30.525 1:11.315	257,8	31.369 1:42.684
41	14:24:60	25.338 25.338	15.036 40.374	30.487 1:10.861	259,6	31.272 1:42.133
42	14:26:42	25.244 25.244	15.067 40.311	30.434 1:10.745	260,9	31.392 1:42.137
43	14:28:24	25.295 25.295	15.048 40.343	30.497 1:10.840	260,2	31.399 1:42.239
44	14:30:06	25.333 25.333	15.043 40.376	30.367 1:10.743	260,2	31.158 1:41.901
45	14:31:48	25.221 25.221	15.116 40.337	30.308 1:10.645	259	31.247 1:41.892
46	14:33:30	25.253 25.253	15.067 40.320	30.555 1:10.875	259,6	31.300 1:42.175



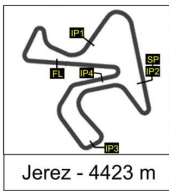
Jerez - 4423 m



212

CIRCUITO DE JEREZ - WSBK TEST
Wednesday, January 22nd 2025
INDIVIDUAL ANALYSIS
212.- Borja GÓMEZ - Team HRC WorldSBK

Lap	Time	IP1	IP2	IP3	VMax	FL
47	14:35:21	25.380 25.380	15.042 40.422	34.904 1:15.326	259,6	35.465 1:50.791
48	14:37:02	25.176 25.176	15.029 40.205	30.148 1:10.353	260,9	31.172 1:41.525
49	14:38:50	28.486 28.486	15.498 43.984	31.070 1:15.054	257,8	32.624 1:47.678
50	14:40:32	25.249 25.249	15.001 40.250	30.175 1:10.425	260,9	31.152 1:41.577
51	16:34:02	27.324 27.324	15.660 42.984	31.182 1:14.166	249,4	1:52:16.115 PIT EXIT
52	16:36:00	30.878 30.878	16.691 47.569	33.098 1:20.667	230,5	36.863 1:57.530
53	16:37:42	25.455 25.455	15.180 40.635	30.528 1:11.163	258,5	31.329 1:42.492
54	16:39:24	25.374 25.374	15.042 40.416	30.426 1:10.842	259,9	31.452 1:42.294
55	16:41:06	25.297 25.297	15.080 40.377	30.431 1:10.808	260,4	31.293 1:42.101
56	16:42:48	25.240 25.240	15.087 40.327	30.406 1:10.733	256,9	31.276 1:42.009
57	16:44:31	25.237 25.237	15.114 40.351	30.440 1:10.791	259,3	31.347 1:42.138
58	16:46:13	25.235 25.235	15.078 40.313	30.354 1:10.667	258,9	31.472 1:42.139
59	16:58:55	27.499 27.499	15.565 43.064	31.543 1:14.607	246,8	11:28.046 PIT EXIT
60	17:00:43	28.656 28.656	15.417 44.073	31.851 1:15.924	254,8	32.079 1:48.003
61	17:02:26	25.530 25.530	15.173 40.703	30.644 1:11.347	257,6	31.508 1:42.855
62	17:04:09	25.462 25.462	15.077 40.539	30.529 1:11.068	259,2	31.422 1:42.490
63	17:05:51	25.399 25.399	15.105 40.504	30.502 1:11.006	258,1	31.332 1:42.338
64	17:07:37	25.341 25.341	15.166 40.507	32.671 1:13.178	258,9	32.375 1:45.553
65	17:09:19	25.431 25.431	15.167 40.598	30.607 1:11.205	258,6	31.439 1:42.644
66	17:11:05	28.871 28.871	15.192 44.063	30.546 1:14.609	260,7	31.336 1:45.945
67		25.342 25.342	16.076 41.418	32.715 1:14.133	224,7	-----



CIRCUITO DE JEREZ - WSBK TEST
Wednesday, January 22nd 2025
INDIVIDUAL ANALYSIS
212.- Borja GÓMEZ - Team HRC WorldSBK

Lap	Time	IP1	IP2	IP3	VMax	FL
Mejor Sectores	FL - IP1	IP1 - IP2	IP2 - IP3	IP3 - FL		
	25.126	14.996	30.148	31.098		



Jerez - 4423 m



214

CIRCUITO DE JEREZ - WSBK TEST
Wednesday, January 22nd 2025
INDIVIDUAL ANALYSIS
214.- Sam LOWES - ELF Marc VDS Racing Team

Lap	Time	IP1	IP2	IP3	VMax	FL
1	10:25:49	34.866 34.866	16.851 51.717	34.201 1:25.918	250	32.646 1:58.564
2	10:27:34	26.537 26.537	15.778 42.315	31.816 1:14.131	264,7	31.696 1:45.827
3	10:29:18	25.771 25.771	15.338 41.109	31.224 1:12.333	266	31.551 1:43.884
4	10:43:56	25.842 25.842	17.486 43.328	35.354 1:18.682	223,6	13:19.422 PIT EXIT
5	10:45:48	31.425 31.425	15.835 47.260	32.583 1:19.843	262,8	32.073 1:51.916
6	10:47:32	25.917 25.917	15.247 41.164	31.023 1:12.187	264,7	31.367 1:43.554
7	10:49:14	25.349 25.349	15.152 40.501	30.429 1:10.930	266	31.042 1:41.972
8	10:50:55	25.191 25.191	15.029 40.220	30.209 1:10.429	268,7	30.926 1:41.355
9	11:02:35	26.297 26.297	15.753 42.050	31.311 1:13.361	251,2	10:26.789 PIT EXIT
10	11:04:25	31.493 31.493	15.628 47.121	31.353 1:18.474	262,1	31.473 1:49.947
11	11:06:07	25.371 25.371	14.968 40.339	30.274 1:10.613	267,3	30.998 1:41.611
12	11:07:49	25.444 25.444	14.960 40.404	30.301 1:10.705	267,3	31.038 1:41.743
13	11:09:30	25.385 25.385	14.975 40.360	30.088 1:10.448	268	31.045 1:41.493
14	11:11:11	25.089 25.089	14.921 40.010	30.122 1:10.132	268	30.918 1:41.050
15	11:23:57	26.287 26.287	15.289 41.576	31.587 1:13.163	265,4	11:32.994 PIT EXIT
16	11:25:45	30.323 30.323	15.625 45.948	30.704 1:16.652	260,9	31.157 1:47.809
17	11:27:26	25.212 25.212	14.911 40.123	29.982 1:10.105	268,7	30.751 1:40.856
18	11:29:07	25.113 25.113	14.953 40.066	30.244 1:10.310	261,5	30.789 1:41.099
19	11:30:48	25.200 25.200	14.831 40.031	29.973 1:10.004	266,7	30.908 1:40.912
20	11:32:32	26.753 26.753	15.699 42.452	30.536 1:12.988	257,1	30.934 1:43.922
21	11:34:12	25.048 25.048	14.807 39.855	29.865 1:09.720	269,3	<u>30.627</u> 1:40.347
22	11:54:60	26.288 26.288	15.146 41.434	30.851 1:12.285	264,7	19:35.005 PIT EXIT
23	11:56:50	32.544 32.544	15.319 47.863	30.998 1:18.861	260,9	31.442 1:50.303



Jerez - 4423 m



214

CIRCUITO DE JEREZ - WSBK TEST
Wednesday, January 22nd 2025
INDIVIDUAL ANALYSIS
214.- Sam LOWES - ELF Marc VDS Racing Team

Lap	Time	IP1	IP2	IP3	VMax	FL
24	11:58:31	25.385 25.385	14.866 40.251	30.221 1:10.472	267,3	30.979 1:41.451
25	12:00:13	25.213 25.213	14.784 39.997	30.320 1:10.317	266,7	30.986 1:41.303
26	12:01:55	25.283 25.283	15.471 40.754	30.435 1:11.189	267,3	31.133 1:42.322
27	12:03:36	25.348 25.348	14.984 40.332	30.066 1:10.398	265,4	30.911 1:41.309
28	12:05:17	25.315 25.315	14.839 40.154	30.045 1:10.199	266,7	30.741 1:40.940
29	12:06:58	25.121 25.121	14.790 39.911	29.962 1:09.873	268	30.764 1:40.637
30	12:24:27	26.951 26.951	15.868 42.819	31.293 1:14.112	264,7	16:15.282 PIT EXIT
31	12:26:19	34.334 34.334	15.214 49.548	30.593 1:20.141	264,1	31.310 1:51.451
32	12:28:00	25.254 25.254	14.940 40.194	30.536 1:10.730	266,7	31.088 1:41.818
33	12:29:48	25.834 25.834	14.934 40.768	35.881 1:16.649	268	31.064 1:47.713
34	12:31:29	25.239 25.239	14.931 40.170	30.119 1:10.289	266	30.806 1:41.095
35	12:33:10	25.248 25.248	14.877 40.125	30.125 1:10.250	266,7	30.989 1:41.239
36	12:45:07	27.329 27.329	15.686 43.015	30.652 1:13.667	266	10:43.192 PIT EXIT
37	12:46:54	30.243 30.243	15.304 45.547	30.279 1:15.826	262,1	30.834 1:46.660
38	12:51:58	25.087 25.087	17.820 42.907	32.968 1:15.875	197,4	3:47.973 PIT EXIT
39	12:53:44	28.877 28.877	15.007 43.884	30.995 1:14.879	266	30.997 1:45.876
40	12:55:24	25.055 25.055	<u>14.697</u> 39.752	<u>29.705</u> <u>1:09.457</u>	267,3	30.750 1:40.207
41	12:57:06	26.505 26.505	15.044 41.549	29.956 1:11.505	264,7	31.017 1:42.522
42	12:58:47	<u>24.940</u> <u>24.940</u>	14.847 39.787	29.839 1:09.626	266,7	30.658 1:40.284
43	13:00:28	25.685 25.685	14.953 40.638	30.001 1:10.639	264,7	30.907 1:41.546
44	13:28:38	25.106 25.106	14.839 39.945	31.961 1:11.906	266,7	26:57.964 PIT EXIT
45	13:30:28	31.862 31.862	16.381 48.243	30.659 1:18.902	252,9	31.063 1:49.965
46	13:32:11	25.624 25.624	14.908 40.532	30.873 1:11.405	267,3	31.122 1:42.527



Jerez - 4423 m



214

CIRCUITO DE JEREZ - WSBK TEST
Wednesday, January 22nd 2025
INDIVIDUAL ANALYSIS
214.- Sam LOWES - ELF Marc VDS Racing Team

Lap	Time	IP1	IP2	IP3	VMax	FL
47	13:33:52	25.126 25.126	14.847 39.973	30.185 1:10.158	264,7	30.893 1:41.051
48	13:35:32	25.130 25.130	14.832 39.962	29.991 1:09.953	267,3	30.762 1:40.715
49	13:37:13	25.188 25.188	14.915 40.103	29.904 1:10.007	265,4	30.851 1:40.858
50	13:38:56	25.042 25.042	14.893 39.935	30.181 1:10.116	265,4	32.205 1:42.321
51	13:40:36	25.243 25.243	14.818 40.061	30.003 1:10.064	266,7	30.758 1:40.822
52	13:54:12	26.368 26.368	15.140 41.508	30.707 1:12.215	265,4	12:23.233 PIT EXIT
53	13:56:02	32.900 32.900	15.176 48.076	30.670 1:18.746	262,8	31.051 1:49.797
54	13:57:42	24.995 24.995	14.756 39.751	29.969 1:09.720	266	30.860 1:40.580
55	13:59:23	25.133 25.133	14.749 39.882	29.947 1:09.829	266,7	30.718 1:40.547
56	14:01:03	24.963 24.963	14.737 39.700	29.847 1:09.547	266,7	30.671 1:40.218
57		27.366 27.366	15.626 42.992	31.783 1:14.775	261,5	-----

Mejor Sectores	FL - IP1	IP1 - IP2	IP2 - IP3	IP3 - FL
	24.940	14.697	29.705	30.627



CIRCUITO DE JEREZ - WSBK TEST
Wednesday, January 22nd 2025
INDIVIDUAL ANALYSIS
222.- Ana CARRASCO - Honda Racing World Supersport

Lap	Time	IP1	IP2	IP3	VMax	FL
1	10:29:41	35.553 35.553	17.507 53.060	35.202 1:28.262	220	34.795 2:03.057
2	10:31:34	28.389 28.389	16.731 45.120	33.601 1:18.721	222,2	34.024 1:52.745
3	10:33:25	27.771 27.771	16.537 44.308	33.191 1:17.499	223,1	33.931 1:51.430
4	10:35:16	27.628 27.628	16.484 44.112	33.105 1:17.217	223,6	33.780 1:50.997
5	10:37:07	27.587 27.587	16.428 44.015	32.998 1:17.013	223,1	33.669 1:50.682
6	10:54:34	27.404 27.404	16.432 43.836	32.957 1:16.793	222,7	16:10.120 PIT EXIT
7	10:56:44	43.321 43.321	17.137 1:00.458	35.148 1:35.606	220,9	34.155 2:09.761
8	10:58:36	27.707 27.707	16.445 44.152	33.508 1:17.660	221,3	34.064 1:51.724
9	11:11:42	27.462 27.462	16.480 43.942	33.387 1:17.329	220,9	11:49.215 PIT EXIT
10	11:13:49	33.408 33.408	16.855 50.263	42.910 1:33.173	220,4	34.212 2:07.385
11	11:15:41	27.614 27.614	16.745 44.359	33.475 1:17.834	217,3	33.712 1:51.546
12	11:17:32	27.470 27.470	16.524 43.994	32.952 1:16.946	221,3	33.580 1:50.526
13	11:50:23	27.412 27.412	16.426 43.838	33.100 1:16.938	223,1	31:34.392 PIT EXIT
14	11:52:36	47.011 47.011	17.539 1:04.550	34.656 1:39.206	219,5	34.279 2:13.485
15	11:54:27	27.717 27.717	16.519 44.236	33.186 1:17.422	221,3	33.632 1:51.054
16	11:56:18	27.385 27.385	16.419 43.804	32.744 1:16.548	221,8	33.797 1:50.345
17	11:58:07	27.231 27.231	16.249 43.480	32.543 1:16.023	222,2	33.398 1:49.421
18	11:59:56	27.126 27.126	16.362 43.488	32.542 1:16.030	221,8	33.274 1:49.304
19	12:01:46	27.154 27.154	16.288 43.442	32.474 1:15.916	222,7	33.431 1:49.347
20	12:18:08	27.191 27.191	16.413 43.604	38.194 1:21.798	220	14:59.875 PIT EXIT
21	12:20:20	38.256 38.256	17.260 55.516	42.753 1:38.269	219,1	34.561 2:12.830
22	12:22:13	28.094 28.094	16.608 44.702	33.727 1:18.429	220,9	34.096 1:52.525
23	12:24:04	27.625 27.625	16.415 44.040	33.346 1:17.386	222,2	33.582 1:50.968



Jerez - 4423 m



222

CIRCUITO DE JEREZ - WSBK TEST
Wednesday, January 22nd 2025
INDIVIDUAL ANALYSIS
222.- Ana CARRASCO - Honda Racing World Supersport

Lap	Time	IP1	IP2	IP3	VMax	FL
24	12:25:54	27.103 27.103	16.315 43.418	32.662 1:16.080	220,9	33.955 1:50.035
25	12:43:19	27.295 27.295	16.223 43.518	38.693 1:22.211	223,1	16:02.595 PIT EXIT
26	12:45:27	34.450 34.450	23.049 57.499	37.032 1:34.531	213,4	33.904 2:08.435
27	12:47:17	27.366 27.366	16.414 43.780	32.740 1:16.520	221,3	33.493 1:50.013
28	13:16:55	27.578 27.578	16.446 44.024	33.345 1:17.369	223,1	28:20.541 PIT EXIT
29	13:18:53	32.991 32.991	17.103 50.094	34.205 1:24.299	217,7	33.960 1:58.259
30	13:20:44		43.876 43.876	33.279 1:17.155	220,9	33.648 1:50.803
31	13:22:34	27.139 27.139	16.406 43.545	32.585 1:16.130	223,6	33.524 1:49.654
32	13:24:23	27.052 27.052	16.320 43.372	32.558 1:15.930	222,7	33.307 1:49.237
33	13:26:12	27.276 27.276	16.284 43.560	32.304 1:15.864	223,6	33.223 1:49.087
34	13:28:01	27.142 27.142	16.314 43.456	32.504 1:15.960	221,3	33.293 1:49.253
35	13:29:51		43.421 43.421	32.405 1:15.826	221,8	33.416 1:49.242
36	13:52:35		46.501 46.501	33.468 1:19.969	221,8	21:24.217 PIT EXIT
37	13:54:33	34.176 34.176	16.869 51.045	33.157 1:24.202	219,1	33.887 1:58.089
38	13:56:27	31.398 31.398	16.474 47.872	32.988 1:20.860	220,4	33.628 1:54.488
39	13:58:17	27.262 27.262	16.371 43.633	32.452 1:16.085	223,1	33.369 1:49.454
40	14:00:06	27.110 27.110	16.258 43.368	32.294 1:15.662	220,4	33.403 1:49.065
41	15:59:32	27.456 27.456	16.417 43.873	33.944 1:17.817	220,9	1:58:08.487 PIT EXIT
42	16:01:31	33.420 33.420	16.925 50.345	33.396 1:23.741	220	34.844 1:58.585
43	16:03:21	27.505 27.505	16.458 43.963	32.783 1:16.746	222,2	33.600 1:50.346
44	16:05:11	27.376 27.376	16.415 43.791	32.629 1:16.420	219,5	33.593 1:50.013
45	16:24:34	27.048 27.048	16.462 43.510	32.567 1:16.077	220	18:06.871 PIT EXIT
46	16:26:33	34.833 34.833	16.920 51.753	33.264 1:25.017	219,1	33.636 1:58.653



Jerez - 4423 m



222

CIRCUITO DE JEREZ - WSBK TEST
Wednesday, January 22nd 2025
INDIVIDUAL ANALYSIS
222.- Ana CARRASCO - Honda Racing World Supersport

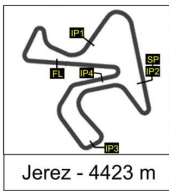
Lap	Time	IP1	IP2	IP3	VMax	FL
47	16:28:23	27.228 27.228	16.414 43.642	32.674 1:16.316	219,5	33.736 1:50.052
48	16:30:12	26.986 26.986	16.420 43.406	32.303 1:15.709	219,7	33.510 1:49.219
49	16:32:01	26.922 26.922	16.446 43.368	32.324 1:15.692	220,3	33.309 1:49.001
50	16:46:35	26.942 26.942	16.367 43.309	34.575 1:17.884	221,6	13:16.061 PIT EXIT
51	16:48:31	32.675 32.675	16.656 49.331	32.753 1:22.084	217,6	33.748 1:55.832
52	16:50:20	27.226 27.226	16.371 43.597	32.266 1:15.863	220,9	33.538 1:49.401
53	16:52:11	28.904 28.904	16.460 45.364	32.369 1:17.733	219,9	33.441 1:51.174
54	16:53:60	27.031 27.031	16.357 43.388	32.280 1:15.668	221,2	33.211 1:48.879
55	16:55:50	<u>26.855</u> <u>26.855</u>	16.363 43.218	32.164 1:15.382	220,3	34.258 1:49.640
56	16:57:39	26.969 26.969	16.286 43.255	32.316 1:15.571	222,1	33.451 1:49.022
57	17:20:13	27.182 27.182	16.702 43.884	37.114 1:20.998	208,1	21:12.895 PIT EXIT
58	17:22:09	33.579 33.579	16.688 50.267	32.696 1:22.963	219,7	33.521 1:56.484
59	17:23:58	27.064 27.064	16.341 43.405	<u>32.023</u> 1:15.428	220,7	33.363 1:48.791
60	17:25:47	27.022 27.022	16.234 43.256	32.166 1:15.422	220,1	33.160 1:48.582
61	17:27:36	27.168 27.168	16.360 43.528	32.202 1:15.730	220,6	33.421 1:49.151
62	17:29:25	27.721 27.721	16.268 43.989	32.410 1:16.399	222,5	33.290 1:49.689
63	17:31:15	27.021 27.021	<u>16.216</u> 43.237	32.121 <u>1:15.358</u>	222,5	33.686 1:49.044
64	17:33:03	26.973 26.973	16.253 43.226	32.337 1:15.563	221,6	33.364 1:48.927
65		26.899 26.899	16.302 <u>43.201</u>	33.246 1:16.447	221	-----

Mejor Sectores	FL - IP1	IP1 - IP2	IP2 - IP3	IP3 - FL
	26.855	16.216	32.023	33.160



CIRCUITO DE JEREZ - WSBK TEST
Wednesday, January 22nd 2025
INDIVIDUAL ANALYSIS
245.- Tetsuya NAGASHIMA - HRC Test Team

Lap	Time	IP1	IP2	IP3	VMax	FL
1	10:03:24	31.754 31.754	17.061 48.815	34.383 1:23.198	250	34.426 1:57.624
2	10:05:17	28.715 28.715	16.171 44.886	33.608 1:18.494	251,7	34.284 1:52.778
3	10:07:07	27.525 27.525	15.893 43.418	32.733 1:16.151	257,8	33.326 1:49.477
4	10:17:56	27.498 27.498	16.311 43.809	33.472 1:17.281	251,7	9:32.049 PIT EXIT
5	10:19:48	30.524 30.524	15.769 46.293	32.612 1:18.905	255,3	33.344 1:52.249
6	10:21:35	27.038 27.038	15.705 42.743	31.630 1:14.373	257,1	32.639 1:47.012
7	10:23:20	26.050 26.050	15.310 41.360	31.488 1:12.848	259	32.206 1:45.054
8	10:25:08	27.293 27.293	15.881 43.174	31.801 1:14.975	250,6	32.400 1:47.375
9	10:26:58	27.600 27.600	15.990 43.590	33.301 1:16.891	257,1	33.478 1:50.369
10	10:28:49	27.610 27.610	16.836 44.446	33.138 1:17.584	235,3	33.555 1:51.139
11	10:30:39	27.537 27.537	15.862 43.399	32.644 1:16.043	255,9	33.264 1:49.307
12	10:32:27	27.227 27.227	15.929 43.156	32.180 1:15.336	252,3	32.817 1:48.153
13	10:34:14	26.899 26.899	15.732 42.631	31.751 1:14.382	259,6	32.522 1:46.904
14	10:35:60	26.800 26.800	15.775 42.575	31.399 1:13.974	255,3	32.392 1:46.366
15	15:54:54	26.862 26.862	15.700 42.562	32.476 1:15.038	256,5	5:17:39.145 PIT EXIT
16	15:56:43	31.462 31.462	15.481 46.943	30.779 1:17.722	252,9	31.367 1:49.089
17	15:58:25	25.534 25.534	14.994 40.528	30.288 1:10.816	259,6	31.181 1:41.997
18	16:00:07	25.403 25.403	14.918 40.321	30.304 1:10.625	260,9	31.178 1:41.803
19	16:01:49	25.342 25.342	15.003 40.345	30.274 1:10.619	259	31.289 1:41.908
20	16:03:30	25.210 25.210	14.987 40.197	30.229 1:10.426	259	31.072 1:41.498
21	16:05:13	25.515 25.515	15.146 40.661	30.335 1:10.996	257,8	31.212 1:42.208
22	16:06:55	25.571 25.571	15.253 40.824	30.366 1:11.190	259	31.287 1:42.477
23	16:08:37	25.336 25.336	15.108 40.444	30.309 1:10.753	259,6	31.263 1:42.016



CIRCUITO DE JEREZ - WSBK TEST
Wednesday, January 22nd 2025
INDIVIDUAL ANALYSIS
245.- Tetsuya NAGASHIMA - HRC Test Team

Lap	Time	IP1	IP2	IP3	VMax	FL
24	16:10:19	25.525 25.525	15.075 40.600	30.408 1:11.008	257,1	31.332 1:42.340
25	16:12:02	25.422 25.422	15.091 40.513	30.476 1:10.989	260,9	31.319 1:42.308
26	16:13:45	25.635 25.635	15.084 40.719	30.630 1:11.349	258,4	31.557 1:42.906
27		29.208 29.208	16.162 45.370	30.931 1:16.301	251,7	-----

Mejor Sectores	FL - IP1	IP1 - IP2	IP2 - IP3	IP3 - FL
	25.210	14.918	30.229	31.072



Jerez - 4423 m



345

CIRCUITO DE JEREZ - WSBK TEST
Wednesday, January 22nd 2025
INDIVIDUAL ANALYSIS
345.- Tetsuya NAGASHIMA - HRC Test Team

Lap	Time	IP1	IP2	IP3	VMax	FL
1	10:48:41	33.994 33.994	17.216 51.210	35.796 1:27.006	244,9	34.075 2:01.081
2	10:50:34	28.219 28.219	16.122 44.341	34.587 1:18.928	253,5	34.685 1:53.613
3	11:05:50	29.088 29.088	15.821 44.909	32.897 1:17.806	254,7	13:57.776 PIT EXIT
4	11:07:44	32.554 32.554	15.986 48.540	32.557 1:21.097	255,9	32.662 1:53.759
5	11:09:31	26.727 26.727	15.456 42.183	31.794 1:13.977	257,8	33.069 1:47.046
6	11:11:16	26.337 26.337	15.314 41.651	31.408 1:13.059	260,9	32.174 1:45.233
7	11:13:00	26.052 26.052	15.229 41.281	31.074 1:12.355	260,9	32.148 1:44.503
8	11:14:49	26.895 26.895	15.966 42.861	32.461 1:15.322	255,9	33.265 1:48.587
9	11:16:37	27.426 27.426	15.829 43.255	32.184 1:15.439	258,4	32.936 1:48.375
10	11:18:27	26.963 26.963	15.669 42.632	32.744 1:15.376	258,4	33.905 1:49.281
11	11:20:16	27.320 27.320	15.780 43.100	33.355 1:16.455	256,5	33.287 1:49.742
12	11:22:03	26.802 26.802	15.533 42.335	31.938 1:14.273	259	32.677 1:46.950
13	11:23:52	27.250 27.250	15.748 42.998	32.223 1:15.221	256,5	33.155 1:48.376
14	11:46:12	26.464 26.464	15.480 41.944	34.646 1:16.590	257,8	21:03.774 PIT EXIT
15	11:48:06	33.259 33.259	15.778 49.037	32.174 1:21.211	254,7	32.569 1:53.780
16	11:49:51	26.260 26.260	15.149 41.409	31.565 1:12.974	260,2	32.046 1:45.020
17	11:51:34	25.699 25.699	15.194 40.893	30.872 1:11.765	260,2	31.653 1:43.418
18	11:53:18	25.952 25.952	15.202 41.154	30.796 1:11.950	260,2	31.593 1:43.543
19	11:55:01	25.944 25.944	15.149 41.093	30.729 1:11.822	256,5	31.554 1:43.376
20	11:56:50	31.462 31.462	15.373 46.835	30.822 1:17.657	256,5	31.557 1:49.214
21	11:58:33	25.682 25.682	15.020 40.702	30.530 1:11.232	260,2	31.379 1:42.611
22	12:30:51	26.403 26.403	15.306 41.709	31.700 1:13.409	258,4	31:04.578 PIT EXIT
23	12:32:41	31.765 31.765	15.420 47.185	31.445 1:18.630	257,8	31.778 1:50.408



CIRCUITO DE JEREZ - WSBK TEST
Wednesday, January 22nd 2025
INDIVIDUAL ANALYSIS
345.- Tetsuya NAGASHIMA - HRC Test Team

Lap	Time	IP1	IP2	IP3	VMax	FL
24	12:34:24	25.584	15.027	30.687	260,2	31.735
		25.584	40.611	1:11.298		1:43.033
25	12:36:08	26.026	15.138	30.669	259,6	31.555
		26.026	41.164	1:11.833		1:43.388
26	12:37:50	25.460	15.136	30.622	258,4	31.495
		25.460	40.596	1:11.218		1:42.713
27	14:26:41	25.516	15.321	32.448	259	1:47:37.529
		25.516	40.837	1:13.285		PIT EXIT
28	14:28:30	29.561	15.330	31.359	258,4	32.123
		29.561	44.891	1:16.250		1:48.373
29	14:30:12	25.573	15.056	30.641	259	31.470
		25.573	40.629	1:11.270		1:42.740
30	14:31:55	25.436	15.043	30.635	259	31.464
		25.436	40.479	1:11.114		1:42.578
31	14:33:38	25.392	15.087	30.428	259,6	31.716
		25.392	40.479	1:10.907		1:42.623
32	14:35:20	25.504	15.074	30.518	259	31.122
		25.504	40.578	1:11.096		1:42.218
33	15:16:21	25.392	14.980	31.762	259	39:48.566
		25.392	40.372	1:12.134		PIT EXIT
34	15:18:08	29.353	15.304	31.237	256,5	31.669
		29.353	44.657	1:15.894		1:47.563
35	15:19:52	25.882	15.125	30.688	258,4	32.038
		25.882	41.007	1:11.695		1:43.733
36	15:21:34	25.409	15.114	30.656	259,6	31.385
		25.409	40.523	1:11.179		1:42.564
37	15:23:16	25.371	14.979	30.309	259	31.094
		25.371	40.350	1:10.659		1:41.753
38	15:24:59	25.385	15.114	30.481	257,1	31.410
		25.385	40.499	1:10.980		1:42.390
39	15:26:41	25.399	15.039	30.453	256,5	31.267
		25.399	40.438	1:10.891		1:42.158
40	15:28:24	25.921	15.126	30.550	259	31.283
		25.921	41.047	1:11.597		1:42.880
41	15:30:06	25.452	15.023	30.441	259,6	31.481
		25.452	40.475	1:10.916		1:42.397
42	15:31:49	25.739	15.066	30.545	259,6	31.286
		25.739	40.805	1:11.350		1:42.636
43	15:33:31	25.338	15.079	30.371	258,4	31.220
		25.338	40.417	1:10.788		1:42.008
44	16:43:46	27.200	15.393	35.397	257,1	1:08:57.810
		27.200	42.593	1:17.990		PIT EXIT
45	16:45:35	29.636	15.532	31.154	255,1	31.840
		29.636	45.168	1:16.322		1:48.162
46	16:47:18	25.708	15.113	30.791	261,5	31.502
		25.708	40.821	1:11.612		1:43.114



CIRCUITO DE JEREZ - WSBK TEST
Wednesday, January 22nd 2025
INDIVIDUAL ANALYSIS
345.- Tetsuya NAGASHIMA - HRC Test Team

Lap	Time	IP1	IP2	IP3	VMax	FL
47	16:48:60	25.554 25.554	15.097 40.651	30.669 1:11.320	258,2	31.361 1:42.681
48	16:50:43	25.486 25.486	15.159 40.645	30.409 1:11.054	259,1	31.341 1:42.395
49	16:52:25	25.394 25.394	15.141 40.535	30.319 1:10.854	254	31.333 1:42.187
50	16:54:07	<u>25.251</u> <u>25.251</u>	15.117 40.368	<u>30.217</u> <u>1:10.585</u>	259,2	31.143 1:41.728
51	17:25:14	27.429 27.429	15.740 43.169	33.891 1:17.060	255,7	29:50.209 PIT EXIT
52	17:27:03	30.296 30.296	15.367 45.663	31.271 1:16.934	256	31.782 1:48.716
53	17:28:46	25.585 25.585	15.112 40.697	30.787 1:11.484	258,4	31.739 1:43.223
54	17:30:29	25.800 25.800	15.005 40.805	30.666 1:11.471	266,1	31.564 1:43.035
55	17:32:11	25.400 25.400	<u>14.975</u> 40.375	30.286 1:10.661	260,2	31.297 1:41.958
56		25.325 25.325	14.979 <u>40.304</u>		259,4	-----

Mejor Sectores	FL - IP1	IP1 - IP2	IP2 - IP3	IP3 - FL
	25.251	14.975	30.217	31.094