

Jerez - 4423 m



15

CIRCUITO DE JEREZ - WSBK TEST

Thursday, January 23rd 2025

TESTING RESULTS

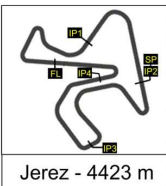
CONDICIONES ATMOSFERICAS: **Lluvioso**

ESTADO DE LA PISTA: **Mojada**

Ord. #	Piloto	Licencia	Club	Marca	NV	VR	Tiempo	Gap	Intv	VMax	
1	165	wsbk	Jonathan REA	GBR Pata Maxus Yamaha	YAMAHA	20	20	1:53.058	----	----	253,3
2	65	wsbk	Jonathan REA	GBR Pata Maxus Yamaha	YAMAHA	20	10	1:53.636	0.578	0.578	252,6
3	97	wsbk	Xavi VIERGE	ESP Team HRC WorldSBK	HONDA	27	26	1:53.666	0.608	0.030	257,9
4	105	wsbk	Yari MONTELLA	ITA Barni Spark Racing Team	DUCATI	32	28	1:53.978	0.920	0.312	254,0
5	147	wsbk	Axel BASSANI	ITA bimota by Kawasaki Racing Team	BIMOTA	36	35	1:54.426	1.368	0.448	256,5
6	145	wsbk	Scott REDDING	GBR MGM Bonovo Racing	DUCATI	42	13	1:54.893	1.835	0.467	260,4
7	50	sbk	Sylvain GUINTOLI	FRA BMW Motorrad Test Team	BMW	92	57	1:54.968	1.910	0.075	260,5
8	12	wsbk	Xavi FORÉS	ESP bimota by Kawasaki Racing Team	BIMOTA	31	26	1:55.212	2.154	0.244	252,1
9	37	sbk	Markus REITERBERGER	GER BMW Motorrad Test Team	BMW	83	46	1:55.221	2.163	0.009	254,1
10	55	wsbk	Andrea LOCATELLI	ITA Pata Maxus Yamaha	YAMAHA	17	17	1:55.429	2.371	0.208	256,5
11	66	sbk	Florian ALT	GER Honda Germany	HONDA	17	17	1:55.894	2.836	0.465	255,2
12	31	wsbk	Garret GERLOFF	USA Kawasaki WorldSBK Team	KAWASAKI	11	11	1:56.893	3.835	0.999	256,1
13	212	wsbk	Borja GÓMEZ	ESP Team HRC WorldSBK	HONDA	5	3	1:58.472	5.414	1.579	249,2
14	155	wsbk	Andrea LOCATELLI	ITA Pata Maxus Yamaha	YAMAHA	2	2	1:59.213	6.155	0.741	250,9

Circuito de Jerez, 23 DE ENERO DE 2025

Hora:	Hora:	RESULTADOS PUBLICADOS A LAS 18:02 HORAS
-------	-------	-----------------------------------------



Jerez - 4423 m



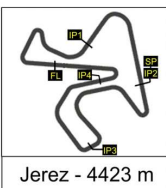
16

CIRCUITO DE JEREZ - WSBK TEST

January 21st to 23rd 2025

THREE DAYS COMBINED RESULTS

Ord. #	Piloto	Club	Neum	NVT	Day 1			Day 2			Day 3			Mejor Tiempo
					VR	NV	Tiempo	VR	NV	Tiempo	VR	NV	Tiempo	
1	11 wsbk Niccolo BULEGA	Ducati Aruba.it		63	0	0	----	41	63	1:38.731	0	0	----	1:38.731
2	29 wsbk Andrea IANNONE	Team Goeleven		59	0	0	----	55	59	1:39.181	0	0	----	1:39.181
3	45 wsbk Scott REDDING	MGM Bonovo Racing		73	0	0	----	73	73	1:39.280	0	0	----	1:39.280
4	31 wsbk Garret GERLOFF	Kawasaki WorldSBK Team		73	0	0	----	60	62	1:39.332	11	11	1:56.893	1:39.332
5	147 wsbk Axel BASSANI	bimota by Kawasaki Racing Team		83	0	0	----	47	47	1:39.463	35	36	1:54.426	1:39.463
6	109 wsbk Danilo PETRUCCI	Barni Spark Racing Team		69	0	0	----	57	69	1:39.548	0	0	----	1:39.548
7	197 wsbk Xavi VIERGE	Team HRC WorldSBK		52	0	0	----	29	52	1:39.916	0	0	----	1:39.916
8	129 wsbk Andrea IANNONE	Team Goeleven		9	0	0	----	2	9	1:40.042	0	0	----	1:40.042
9	119 wsbk Alvaro BAUTISTA	Ducati Aruba.it		66	0	0	----	45	66	1:40.135	0	0	----	1:40.135
10	214 wsbk Sam LOWES	ELF Marc VDS Racing Team		56	0	0	----	40	56	1:40.207	0	0	----	1:40.207
11	12 wsbk Xavi FORÉS	bimota by Kawasaki Racing Team		87	22	22	1:42.436	34	34	1:40.270	26	31	1:55.212	1:40.270
12	160 wsbk Michael VD MARK	Rokit BMW Motorrad WorldSBK Team		10	0	0	----	10	10	1:40.285	0	0	----	1:40.285
13	87 wsbk Remy GARDNER	GYTR GRT Yamaha WorldSBK Team		71	0	0	----	43	71	1:40.293	0	0	----	1:40.293
14	97 wsbk Xavi VIERGE	Team HRC WorldSBK		56	0	0	----	21	29	1:40.312	26	27	1:53.666	1:40.312
15	19 wsbk Alvaro BAUTISTA	Ducati Aruba.it		17	0	0	----	5	17	1:40.341	0	0	----	1:40.341
16	111 wsbk Niccolo BULEGA	Ducati Aruba.it		14	0	0	----	10	14	1:40.344	0	0	----	1:40.344
17	165 wsbk Jonathan REA	Pata Maxus Yamaha		54	0	0	----	19	34	1:40.368	20	20	1:53.058	1:40.368
18	60 wsbk Michael VD MARK	Rokit BMW Motorrad WorldSBK Team		60	0	0	----	47	60	1:40.452	0	0	----	1:40.452
19	65 wsbk Jonathan REA	Pata Maxus Yamaha		36	0	0	----	6	16	1:40.462	10	20	1:53.636	1:40.462
20	117 wsbk Ryan VICKERS	Motocorsa Racing		36	0	0	----	29	36	1:40.586	0	0	----	1:40.586
21	22 wsbk Alex LOWES	bimota by Kawasaki Racing Team		18	0	0	----	17	18	1:40.618	0	0	----	1:40.618
22	17 wsbk Ryan VICKERS	Motocorsa Racing		49	0	0	----	36	49	1:40.871	0	0	----	1:40.871
23	55 wsbk Andrea LOCATELLI	Pata Maxus Yamaha		80	0	0	----	55	63	1:40.989	17	17	1:55.429	1:40.989
24	131 wsbk Garret GERLOFF	Kawasaki WorldSBK Team		8	0	0	----	3	8	1:41.236	0	0	----	1:41.236
25	47 wsbk Axel BASSANI	bimota by Kawasaki Racing Team		5	0	0	----	5	5	1:41.241	0	0	----	1:41.241
26	37 sbk Markus REITERBERGER	BMW Motorrad Test Team		153	0	0	----	70	70	1:41.276	46	83	1:55.221	1:41.276
27	99 wsbk Bahattin SOFUOGLU	Yamaha Motoracing WorldSBK Team		72	0	0	----	30	72	1:41.296	0	0	----	1:41.296
28	105 wsbk Yari MONTELLA	Barni Spark Racing Team		112	0	0	----	62	80	1:41.308	28	32	1:53.978	1:41.308



Jerez - 4423 m



16

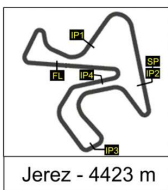
CIRCUITO DE JEREZ - WSBK TEST

January 21st to 23rd 2025

THREE DAYS COMBINED RESULTS

Ord. #	Piloto	Club	Neum	NVT	Day 1			Day 2			Day 3			Mejor Tiempo	
					VR	NV	Tiempo	VR	NV	Tiempo	VR	NV	Tiempo		
29	77 wsbk	Dominique AERGERTER	GYTR GRT Yamaha WorldSBK Team	32		0	0	----	27	32	1:41.488	0	0	----	1:41.488
30	245 wsbk	Tetsuya NAGASHIMA	HRC Test Team	26		0	0	----	20	26	1:41.498	0	0	----	1:41.498
31	212 wsbk	Borja GÓMEZ	Team HRC WorldSBK	71		0	0	----	48	66	1:41.525	3	5	1:58.472	1:41.525
32	53 wsbk	Tito RABAT	Yamaha Motoracing WorldSBK Team	99		0	0	----	85	99	1:41.591	0	0	----	1:41.591
33	187 wsbk	Remy GARDNER	GYTR GRT Yamaha WorldSBK Team	14		0	0	----	12	14	1:41.605	0	0	----	1:41.605
34	21 wsbk	Florian MARINO	bimota by Kawasaki Racing Team	39		34	39	1:41.628	0	0	----	0	0	----	1:41.628
35	112 wsbk	Borja GÓMEZ	Team HRC WorldSBK	14		0	0	----	10	14	1:41.669	0	0	----	1:41.669
36	95 wsbk	Tarran MACKENZIE	Petronas Mie Honda Racing	61		0	0	----	38	61	1:41.715	0	0	----	1:41.715
37	345 wsbk	Tetsuya NAGASHIMA	HRC Test Team	55		0	0	----	50	55	1:41.728	0	0	----	1:41.728
38	155 wsbk	Andrea LOCATELLI	Pata Maxus Yamaha	9		0	0	----	5	7	1:41.845	2	2	1:59.213	1:41.845
39	650 wssp	Philipp ÖTTL	Feel Racing Worldssp Team	38		32	38	1:42.040	0	0	----	0	0	----	1:42.040
40	177 wsbk	Dominique AERGERTER	GYTR GRT Yamaha WorldSBK Team	36		0	0	----	30	36	1:42.054	0	0	----	1:42.054
41	121 wsbk	Florian MARINO	bimota by Kawasaki Racing Team	16		16	16	1:42.064	0	0	----	0	0	----	1:42.064
42	66 sbk	Florian ALT	Honda Germany	95		28	30	1:42.291	20	48	1:42.182	17	17	1:55.894	1:42.182
43	40 ewc	Roman RAMOS	Kawasaki Palmeto Jdo Racing Team	97		27	34	1:42.331	63	63	1:42.438	0	0	----	1:42.331
44	145 wsbk	Scott REDDING	MGM Bonovo Racing	47		0	0	----	3	5	1:42.611	13	42	1:54.893	1:42.611
45	50 sbk	Sylvain GUINTOLI	BMW Motorrad Test Team	152		0	0	----	58	60	1:42.787	57	92	1:54.968	1:42.787
46	23 wssp	Marcel SCHRÖTTER	World Supersport Project Racing	116		31	46	1:43.060	68	70	1:43.289	0	0	----	1:43.060
47	27 wssp	Kaito TOBA	Petronas Mie Honda Racing	119		51	54	1:44.608	26	65	1:43.504	0	0	----	1:43.504
48	651 wssp	Philipp ÖTTL	Feel Racing Worldssp Team	23		15	23	1:43.711	0	0	----	0	0	----	1:43.711
49	43 wsbk	Xavi ARTIGAS	bimota by Kawasaki Racing Team	48		48	48	1:43.734	0	0	----	0	0	----	1:43.734
50	150 wssp	Ondrej VOSTALEK	World Supersport Project Racing	83		33	38	1:43.756	43	45	1:44.079	0	0	----	1:43.756
51	52 wssp	Jeremy ALCOBA	Kawasaki WorldSSP Team	121		52	53	1:44.632	31	68	1:43.811	0	0	----	1:43.811
52	103 wssp	QJ PROTO	QJ Factory Team	96		55	55	1:44.501	29	41	1:44.344	0	0	----	1:44.344
53	6 wssp	Corentin PEROLARI	Honda Racing World Supersport	75		17	31	1:44.503	41	44	1:44.416	0	0	----	1:44.416
54	101 wssp	QJ MOTO 1	QJ Factory Team	86		33	39	1:44.967	39	47	1:44.435	0	0	----	1:44.435
55	222 wssp	Ana CARRASCO	Honda Racing World Supersport	111		8	47	1:45.694	60	64	1:48.582	0	0	----	1:45.694
56	106 ssp	Michael DUNLOP	Milwaukee Ducati	88		55	56	1:49.106	26	32	1:48.440	0	0	----	1:48.440





Jerez - 4423 m



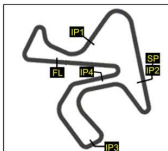
17

CIRCUITO DE JEREZ - WSBK TEST

Thursday, January 23rd 2025

LAP BY LAP

Vuelta	12	31	37	50	55	65	66	97	105	145	147	155
1	2:17.265	2:30.074	PIT EXIT	PIT EXIT	2:02.863	2:06.820	PIT EXIT	2:07.564	2:22.867	2:09.763	2:11.340	2:05.388
2	PIT EXIT	2:15.268	2:09.475	2:07.263	1:58.162	1:55.461	PIT EXIT	2:00.080	2:07.696	1:58.964	2:00.656	1:59.213*
3	2:11.810	2:05.172	2:00.039	2:04.035	1:56.813	1:54.719	2:19.952	1:58.384	2:04.164	1:57.475	1:57.991	
4	2:02.596	2:01.320	1:57.601	2:01.707	1:55.970	PIT EXIT	2:04.848	1:57.656	2:00.504	1:56.534	1:58.022	
5	2:01.688	1:59.774	1:57.818	2:00.321	1:56.065	2:03.431	2:01.348	PIT EXIT	1:58.927	1:56.601	1:57.637	
6	2:01.710	1:58.379	2:05.644	1:59.235	PIT EXIT	1:53.801	2:00.330	2:04.483	1:57.613	1:56.656	1:55.835	
7	2:00.091	PIT EXIT	1:57.821	1:59.363	2:08.534	1:54.784	PIT EXIT	1:57.380	1:56.749	PIT EXIT	1:55.228	
8	1:59.234	2:06.672	1:57.853	PIT EXIT	1:56.757	PIT EXIT	2:18.069	1:56.709	1:56.233	2:04.274	PIT EXIT	
9	PIT EXIT	1:58.889	1:57.933	2:09.294	1:58.798	1:57.915	2:00.585	1:56.132	1:56.192	1:56.277	2:01.261	
10	2:07.498	1:57.131	2:04.158	2:01.439	PIT EXIT	1:53.636*	1:58.034	1:55.235	1:54.998	1:56.131	1:55.752	
11	1:58.615	1:56.893*	PIT EXIT	1:58.812	2:01.205	PIT EXIT	1:57.149	PIT EXIT	1:55.905	1:56.902	1:55.681	
12	1:57.677		2:05.846	1:57.721	1:57.147	1:59.403	PIT EXIT	2:06.685	1:55.049	1:55.087	PIT EXIT	
13	PIT EXIT		1:56.662	1:58.076	1:55.480	1:55.863	2:10.533	1:57.308	PIT EXIT	1:54.893*	2:01.629	
14	2:04.004		1:56.548	1:57.252	PIT EXIT	PIT EXIT	1:57.873	1:56.388	2:05.930	1:55.048	PIT EXIT	
15	1:58.148		PIT EXIT	1:56.924	2:04.179	2:00.440	1:56.474	1:55.443	1:57.900	1:54.921	2:07.052	
16	1:56.937		2:19.347	1:57.811	1:56.408	1:55.469	1:56.035	1:54.743	1:56.473	PIT EXIT	1:59.270	
17	2:00.420		1:58.870	PIT EXIT	1:55.429*	PIT EXIT	1:55.894*	1:54.827	1:55.888	2:02.156	2:02.732	
18	1:55.998		2:07.805	2:32.764		1:59.677		1:54.372	1:55.695	1:55.797	1:57.212	
19	PIT EXIT		1:57.611	2:00.444		1:55.723		PIT EXIT	1:56.803	1:55.670	1:57.819	
20	2:02.443		1:57.517	1:57.739		PIT EXIT		2:04.430	1:55.571	1:55.840	1:59.087	
21	1:56.911		1:58.306	1:56.560				1:55.407	PIT EXIT	PIT EXIT	1:57.074	
22	1:56.018		PIT EXIT	1:55.933				1:54.590	2:10.954	2:03.333	PIT EXIT	
23	PIT EXIT		2:06.659	1:55.911				1:54.445	1:56.091	1:55.720	2:05.906	
24	2:01.241		1:59.572	1:56.242				1:53.746	1:55.239	1:55.240	1:56.454	
25	1:56.000		2:10.491	1:56.183				1:59.406	1:54.772	PIT EXIT	1:57.323	
26	1:55.212*		2:05.786	PIT EXIT				1:53.666*	1:54.352	2:01.499	PIT EXIT	
27	PIT EXIT		PIT EXIT	2:09.309				1:53.711	1:54.141	1:57.209	2:00.897	
28	2:00.231		2:03.829	2:03.112					1:53.978*	1:57.475	1:55.435	
29	1:55.294		1:57.373	PIT EXIT					1:54.010	PIT EXIT	1:54.928	
30	1:55.248		1:56.658	2:07.500					1:54.024	2:01.028	1:55.398	
31	1:59.536		1:56.284	2:01.120					PIT EXIT	1:56.479	PIT EXIT	
32			1:56.363	1:59.629					PIT EXIT	1:56.348	2:02.275	
33			1:55.891	1:58.697						1:56.346	1:55.451	
34			2:05.683	1:58.825						PIT EXIT	1:54.924	
35			1:56.535	1:57.770						2:02.134	1:54.426*	
36			1:56.821	1:56.574						1:56.548	1:54.800	
37			PIT EXIT	1:56.496						1:56.477		
38			2:05.379	1:56.079						PIT EXIT		
39			1:56.793	1:55.820						PIT EXIT		
40			1:55.397	1:55.996						PIT EXIT		
41			1:55.856	1:55.847						PIT EXIT		
42			1:55.328	1:55.834						PIT EXIT		
43			2:04.465	1:58.367								
44			1:56.101	1:58.315								
45			1:55.396	1:56.040								
46			1:55.221*	1:56.544								



Jerez - 4423 m

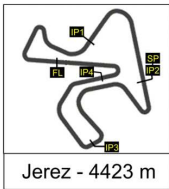


17

CIRCUITO DE JEREZ - WSBK TEST Thursday, January 23rd 2025 LAP BY LAP

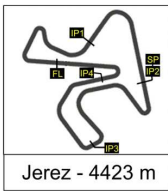
Vuelta	12	31	37	50	55	65	66	97	105	145	147	155
47			1:55.461	1:56.204								
48			1:55.776	1:55.768								
49			2:14.291	1:55.097								
50			1:55.827	PIT EXIT								
51			1:55.515	2:04.387								
52			2:03.172	1:56.798								
53			1:56.614	1:55.782								
54			1:56.129	1:55.619								
55			1:55.870	1:55.637								
56			PIT EXIT	1:55.131								
57			2:09.788	1:54.968*								
58			1:57.537	1:54.996								
59			1:57.961	1:55.592								
60			1:57.074	1:57.620								
61			1:57.138	1:56.309								
62			1:58.344	1:55.760								
63			1:58.343	1:55.494								
64			1:58.841	1:55.770								
65			1:58.478	1:55.976								
66			PIT EXIT	1:56.001								
67			2:08.624	1:56.121								
68			1:57.825	2:05.338								
69			1:56.042	1:55.590								
70			1:56.026	1:55.781								
71			2:06.225	PIT EXIT								
72			1:57.694	2:02.843								
73			1:57.961	1:56.627								
74			1:58.240	1:56.404								
75			1:58.528	PIT EXIT								
76			1:57.260	2:05.260								
77			1:57.149	1:58.814								
78			PIT EXIT	1:56.766								
79			2:10.926	1:56.711								
80			1:57.375	1:55.999								
81			2:01.304	1:55.932								
82			1:58.151	1:55.456								
83			1:57.746	1:55.282								
84				1:55.629								
85				1:57.548								
86				1:55.741								
87				PIT EXIT								
88				2:03.413								
89				1:57.316								
90				2:01.317								
91				1:57.135								
92				1:58.610								





CIRCUITO DE JEREZ - WSBK TEST
Thursday, January 23rd 2025
LAP BY LAP

Vuelta	165	212											
1	2:13.943	2:11.400											
2	PIT EXIT	2:02.067											
3	2:05.240	1:58.472*											
4	1:58.434	PIT EXIT											
5	1:56.356	2:09.128											
6	1:55.428												
7	1:55.253												
8	1:54.433												
9	PIT EXIT												
10	2:01.611												
11	1:55.477												
12	1:54.483												
13	1:54.051												
14	PIT EXIT												
15	PIT EXIT												
16	2:01.489												
17	PIT EXIT												
18	1:58.876												
19	1:53.490												
20	1:53.058*												



Jerez - 4423 m




18

CIRCUITO DE JEREZ - WSBK TEST

Thursday, January 23rd 2025

GLOBAL ANALYSIS

Número	12		31		37		50		55		65		66		
	Vta	Sector	Vuelta	Sector	Vuelta	Sector	Vuelta	Sector	Vuelta	Sector	Vuelta	Sector	Vuelta		
1	IP1	37.056	37.056	45.099	45.099	38.070	38.070	36.809	36.809	32.796	32.796	38.780	38.780	40.794	40.794
	IP2	18.916	55.972	19.842	1:04.941	18.909	56.979	17.782	54.591	17.342	50.138	16.856	55.636	18.998	59.792
	IP3	40.743	1:36.715	43.454	1:48.395	41.346	1:38.325	38.167	1:32.758	36.222	1:26.360	35.440	1:31.076	40.438	1:40.230
	FL	40.550	2:17.265	41.679	2:30.074	14:40.5	PIT EXIT	6:34.21	PIT EXIT	36.503	2:02.863	35.744	2:06.820	6:58.34	PIT EXIT
2	IP1	32.087	32.087	37.379	37.379	35.839	35.839	34.374	34.374	30.030	30.030	29.259	29.259	38.602	38.602
	IP2	17.693	49.780	18.635	56.014	17.487	53.326	17.350	51.724	16.996	47.026	16.778	46.037	18.613	57.215
	IP3	38.790	1:28.570	39.795	1:35.809	37.626	1:30.952	37.866	1:29.590	35.320	1:22.346	34.287	1:20.324	43.364	1:40.579
	FL	4:01.02	PIT EXIT	39.459	2:15.268	38.523	2:09.475	37.673	2:07.263	35.816	1:58.162	35.137	1:55.461	18:38.4	PIT EXIT
3	IP1	35.982	35.982	32.063	32.063	30.995	30.995	32.818	32.818	29.588	29.588	28.898	28.898	41.137	41.137
	IP2	18.130	54.112	17.596	49.659	16.918	47.913	17.338	50.156	16.840	46.428	16.668	45.566	19.087	1:00.224
	IP3	38.922	1:33.034	37.854	1:27.513	36.028	1:23.941	36.590	1:26.746	34.901	1:21.329	34.044	1:19.610	40.665	1:40.889
	FL	38.776	2:11.810	37.659	2:05.172	36.098	2:00.039	37.289	2:04.035	35.484	1:56.813	35.109	1:54.719	39.063	2:19.952
4	IP1	31.135	31.135	31.194	31.194	29.776	29.776	31.291	31.291	29.206	29.206	29.695	29.695	32.243	32.243
	IP2	17.532	48.667	17.286	48.480	16.844	46.620	17.306	48.597	16.742	45.948	16.887	46.582	17.624	49.867
	IP3	36.601	1:25.268	36.200	1:24.680	35.072	1:21.692	36.297	1:24.894	34.644	1:20.592	34.636	1:21.218	37.639	1:27.506
	FL	37.328	2:02.596	36.640	2:01.320	35.909	1:57.601	36.813	2:01.707	35.378	1:55.970	3:01:56	PIT EXIT	37.342	2:04.848
5	IP1	30.661	30.661	30.896	30.896	29.864	29.864	30.791	30.791	29.173	29.173	36.687	36.687	31.074	31.074
	IP2	17.339	48.000	16.993	47.889	16.894	46.758	17.323	48.114	16.663	45.836	16.730	53.417	17.342	48.416
	IP3	36.627	1:24.627	35.771	1:23.660	35.050	1:21.808	35.865	1:23.979	34.807	1:20.643	34.492	1:27.909	36.467	1:24.883
	FL	37.061	2:01.688	36.114	1:59.774	36.010	1:57.818	36.342	2:00.321	35.422	1:56.065	35.522	2:03.431	36.465	2:01.348
6	IP1	30.862	30.862	30.221	30.221	31.340	31.340	30.105	30.105	31.324	31.324	28.833	28.833	30.229	30.229
	IP2	17.297	48.159	16.797	47.018	17.927	49.267	17.047	47.152	16.854	48.178	16.549	45.382	16.911	47.140
	IP3	36.552	1:24.711	35.496	1:22.514	39.192	1:28.459	35.633	1:22.785	34.910	1:23.088	33.690	1:19.072	36.616	1:23.756
	FL	36.999	2:01.710	35.865	1:58.379	37.185	2:05.644	36.450	1:59.235	18:48.8	PIT EXIT	34.729	1:53.801	36.574	2:00.330
7	IP1	30.221	30.221	32.863	32.863	29.786	29.786	30.174	30.174	36.898	36.898	29.224	29.224	31.172	31.172
	IP2	17.132	47.353	18.961	51.824	16.724	46.510	17.224	47.398	17.921	54.819	16.509	45.733	17.580	48.752
	IP3	36.210	1:23.563	38.919	1:30.743	35.213	1:21.723	35.598	1:22.996	37.574	1:32.393	33.915	1:19.648	38.818	1:27.570
	FL	36.528	2:00.991	22:45.1	PIT EXIT	36.098	1:57.821	36.367	1:59.363	36.141	2:08.534	35.136	1:54.784	1:50:07	PIT EXIT
8	IP1	30.153	30.153	35.702	35.702	29.655	29.655	30.959	30.959	29.313	29.313	32.544	32.544	38.074	38.074
	IP2	17.034	47.187	17.641	53.343	16.897	46.552	17.370	48.329	16.896	46.209	16.849	49.393	18.459	56.533
	IP3	35.883	1:23.070	36.649	1:29.992	35.215	1:21.767	37.038	1:25.367	35.020	1:21.229	36.057	1:25.450	39.428	1:35.961
	FL	36.164	1:59.234	36.680	2:06.672	36.086	1:57.853	29:50.7	PIT EXIT	35.528	1:56.757	10:18.5	PIT EXIT	42.108	2:18.069
9	IP1	30.031	30.031	30.423	30.423	29.707	29.707	35.412	35.412	29.191	29.191	31.719	31.719	31.068	31.068
	IP2	17.159	47.190	17.065	47.488	16.875	46.582	17.675	53.087	16.706	45.897	16.734	48.453	17.248	48.316
	IP3	36.362	1:23.552	35.635	1:23.123	35.046	1:21.628	39.185	1:32.272	34.377	1:20.274	34.373	1:22.826	36.422	1:24.738
	FL	18:53.0	PIT EXIT	35.766	1:58.889	36.305	1:57.933	37.022	2:09.294	38.524	1:58.798	35.089	1:57.915	35.847	2:00.585
10	IP1	34.234	34.234	29.985	29.985	30.911	30.911	31.002	31.002	30.956	30.956	28.407	28.407	29.855	29.855
	IP2	17.236	51.470	16.858	46.843	17.375	48.286	17.073	48.075	17.267	48.223	16.467	44.874	16.876	46.731
	IP3	38.870	1:30.340	34.763	1:21.606	37.906	1:26.192	36.752	1:24.827	35.812	1:24.035	33.793	1:18.667	35.624	1:22.355
	FL	37.158	2:07.498	35.525	1:57.131	37.966	2:04.158	36.612	2:01.439	26:38.4	PIT EXIT	34.969	1:53.636	35.679	1:58.034
11	IP1	29.798	29.798	29.644	29.644	32.463	32.463	30.083	30.083	32.422	32.422	28.639	28.639	29.493	29.493
	IP2	16.974	46.772	16.828	46.472	18.555	51.018	16.974	47.057	17.197	49.619	17.239	45.878	16.815	46.308
	IP3	35.708	1:22.480	34.852	1:21.324	38.900	1:29.918	35.774	1:22.831	35.673	1:25.292	35.989	1:21.867	35.304	1:21.612
	FL	36.135	1:58.615	35.569	1:56.893	36:46.4	PIT EXIT	35.981	1:58.812	35.913	2:01.205	22:48.5	PIT EXIT	35.537	1:57.149
12	IP1	29.478	29.478	29.753	29.753	36.130	36.130	29.943	29.943	29.538	29.538	31.796	31.796	31.558	31.558
	IP2	16.941	46.419	16.738	46.491	17.481	53.611	16.930	46.873	16.839	46.377	16.988	48.784	16.826	48.384
	IP3	35.357	1:21.776	34.545	1:21.036	36.159	1:29.770	35.215	1:22.088	35.054	1:21.431	34.845	1:23.629	36.749	1:25.133
	FL	35.901	1:57.677	-----	-----	36.076	2:05.846	35.634	1:57.721	35.716	1:57.147	35.774	1:59.403	27:17.2	PIT EXIT
13	IP1	29.426	29.426	29.530	29.530	29.923	29.923	29.923	29.923	29.108	29.108	28.878	28.878	38.070	38.070
	IP2	16.927	46.353	16.850	46.380	16.963	46.886	16.963	46.886	16.690	45.798	16.764	45.642	18.225	56.295
	IP3	35.291	1:21.644	34.729	1:21.109	35.281	1:22.167	35.281	1:22.167	34.458	1:20.256	34.543	1:20.185	37.797	1:34.092
	FL	1:58.05	PIT EXIT	35.553	1:56.662	35.909	1:58.076	35.224	1:55.480	35.224	1:55.480	35.678	1:55.863	36.441	2:10.533
14	IP1	34.061	34.061	29.230	29.230	29.841	29.841	29.390	29.390	29.390	29.390	29.269	29.269	30.015	30.015
	IP2	17.521	51.582	16.751	45.981	16.893	46.734	16.928	46.318	16.928	46.318	16.828	46.097	16.886	46.901
	IP3	36.178	1:27.760	34.707	1:20.688	34.986	1:21.720	34.986	1:21.720	35.575	1:21.893	35.638	1:21.735	35.499	1:22.400
	FL	36.244	2:04.004	35.860	1:56.548	35.532	1:57.252	24:55.0	PIT EXIT	24:55.0	PIT EXIT	13:26.7	PIT EXIT	35.473	1:57.873



Jerez - 4423 m




18

CIRCUITO DE JEREZ - WSBK TEST

Thursday, January 23rd 2025

GLOBAL ANALYSIS

Número	12		31		37		50		55		65		66		
	Vta	Sector	Vuelta	Sector	Vuelta	Sector	Vuelta	Sector	Vuelta	Sector	Vuelta	Sector	Vuelta		
15	IP1	29.777	29.777			33.987	33.987	29.469	29.469	35.585	35.585	32.630	32.630	29.288	29.288
	IP2	17.080	46.857			17.879	51.866	16.982	46.451	17.335	52.920	16.917	49.547	16.680	45.968
	IP3	35.409	1:22.266			38.257	1:30.123	34.933	1:21.384	35.423	1:28.343	35.044	1:24.591	35.080	1:21.048
	FL	35.882	1:58.148			12:20.8	PIT EXIT	35.540	1:56.924	35.836	2:04.179	35.849	2:00.440	35.426	1:56.474
16	IP1	29.196	29.196			47.033	47.033	29.811	29.811	29.493	29.493	28.922	28.922	29.268	29.268
	IP2	17.005	46.201			18.027	1:05.060	16.922	46.733	16.863	46.356	16.811	45.733	16.696	45.964
	IP3	35.205	1:21.406			37.231	1:42.291	35.160	1:21.893	34.639	1:20.995	34.487	1:20.220	34.800	1:20.764
	FL	35.531	1:56.937			37.056	2:19.347	35.918	1:57.811	35.413	1:56.408	35.249	1:55.469	35.271	1:56.035
17	IP1	32.533	32.533			29.763	29.763	29.512	29.512	29.111	29.111	30.028	30.028	29.152	29.152
	IP2	17.043	49.576			17.062	46.825	16.792	46.304	16.743	45.854	17.400	47.428	16.662	45.814
	IP3	35.277	1:24.853			35.128	1:21.953	34.845	1:21.149	34.464	1:20.318	34.643	1:22.071	34.746	1:20.560
	FL	35.567	2:00.420			36.917	1:58.870	9:16.44	PIT EXIT	35.111	1:55.429	5:02.67	PIT EXIT	35.334	1:55.894
18	IP1	29.141	29.141			38.444	38.444	59.938	59.938	29.288	29.288	31.868	31.868	31.353	31.353
	IP2	16.784	45.925			17.547	55.991	17.544	1:17.482	16.766	46.054	16.931	48.799	17.485	48.838
	IP3	34.694	1:20.619			35.477	1:31.468	36.973	1:54.455	35.019	1:21.073	35.002	1:23.801	37.000	1:25.838
	FL	35.379	1:55.998			36.337	2:07.805	38.309	2:32.764		-----	35.876	1:59.677		-----
19	IP1	29.070	29.070			29.712	29.712	31.585	31.585			28.880	28.880		
	IP2	16.791	45.861			16.926	46.638	17.047	48.632			16.768	45.648		
	IP3	34.866	1:20.727			34.726	1:21.364	35.408	1:24.040			34.535	1:20.183		
	FL	20:38.0	PIT EXIT			36.247	1:57.611	36.404	2:00.444			35.540	1:55.723		
20	IP1	33.776	33.776			29.577	29.577	29.759	29.759			30.282	30.282		
	IP2	17.110	50.886			17.012	46.589	16.905	46.664			17.223	47.505		
	IP3	35.513	1:26.399			34.769	1:21.358	34.951	1:21.615			34.971	1:22.476		
	FL	36.044	2:02.443			36.159	1:57.517	36.124	1:57.739			1:13.62	PIT EXIT		
21	IP1	29.350	29.350			29.727	29.727	29.448	29.448			31.578	31.578		
	IP2	16.991	46.341			17.070	46.797	16.850	46.298			16.806	48.384		
	IP3	35.049	1:21.390			35.126	1:21.923	34.606	1:20.904			34.747	1:23.131		
	FL	35.521	1:56.911			36.383	1:58.306	35.656	1:56.560			-----			
22	IP1	28.939	28.939			29.634	29.634	29.221	29.221						
	IP2	16.823	45.762			17.109	46.743	16.693	45.914						
	IP3	34.692	1:20.454			42.274	1:29.017	34.526	1:20.440						
	FL	35.564	1:56.018			1:28:07	PIT EXIT	35.493	1:55.933						
23	IP1	29.038	29.038			35.282	35.282	29.228	29.228						
	IP2	16.861	45.899			17.742	53.024	16.661	45.889						
	IP3	34.850	1:20.749			37.027	1:30.051	34.453	1:20.342						
	FL	9:47.53	PIT EXIT			36.608	2:06.659	35.569	1:55.911						
24	IP1	33.404	33.404			29.524	29.524	29.136	29.136						
	IP2	17.099	50.503			16.823	46.347	16.760	45.896						
	IP3	35.058	1:25.561			36.110	1:22.457	34.707	1:20.603						
	FL	35.680	2:01.241			37.115	1:59.572	35.639	1:56.242						
25	IP1	29.037	29.037			30.604	30.604	29.141	29.141						
	IP2	16.879	45.916			17.246	47.850	16.806	45.947						
	IP3	34.753	1:20.669			42.462	1:30.312	34.651	1:20.598						
	FL	35.331	1:56.000			40.179	2:10.491	35.585	1:56.183						
26	IP1	28.816	28.816			32.531	32.531	29.494	29.494						
	IP2	16.789	45.605			18.055	50.586	17.079	46.573						
	IP3	34.451	1:20.056			37.886	1:28.472	38.114	1:24.687						
	FL	35.156	1:55.212			37.314	2:05.786	1:28:22	PIT EXIT						
27	IP1	29.643	29.643			30.397	30.397	35.384	35.384						
	IP2	17.020	46.663			18.122	48.519	17.383	52.767						
	IP3	35.009	1:21.672			37.643	1:26.162	38.979	1:31.746						
	FL	20:55.8	PIT EXIT			18:10.2	PIT EXIT	37.563	2:09.309						
28	IP1	32.994	32.994			34.336	34.336	30.804	30.804						
	IP2	16.892	49.886			17.275	51.611	17.076	47.880						
	IP3	35.000	1:24.886			36.052	1:27.663	37.270	1:25.150						
	FL	35.345	2:00.231			36.166	2:03.829	37.962	2:03.112						



Jerez - 4423 m



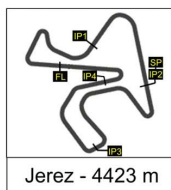
18

CIRCUITO DE JEREZ - WSBK TEST

Thursday, January 23rd 2025

GLOBAL ANALYSIS

Número	12		31		37		50		55		65		66	
Vta	Sector	Vuelta	Sector	Vuelta	Sector	Vuelta	Sector	Vuelta	Sector	Vuelta	Sector	Vuelta	Sector	Vuelta
29	IP1	28.833	28.833			29.514	29.514	31.310	31.310					
	IP2	16.689	45.522			16.804	46.318	17.383	48.693					
	IP3	34.523	1:20.045			35.182	1:21.500	42.401	1:31.094					
	FL	35.249	1:55.294			35.873	1:57.373	13:47.5	PIT EXIT					
30	IP1	28.749	28.749			29.405	29.405	35.627	35.627					
	IP2	16.693	45.442			16.754	46.159	17.491	53.118					
	IP3	34.516	1:19.958			34.799	1:20.958	37.190	1:30.308					
	FL	35.290	1:55.248			35.700	1:56.658	37.192	2:07.500					
31	IP1	30.502	30.502			29.210	29.210	31.085	31.085					
	IP2	17.133	47.635			16.831	46.041	17.022	48.107					
	IP3	36.306	1:23.941			34.532	1:20.573	36.297	1:24.404					
	FL	35.595	1:59.536			35.711	1:56.284	36.716	2:01.120					
32	IP1	28.838	28.838			29.266	29.266	30.432	30.432					
	IP2	16.774	45.612			16.719	45.985	16.933	47.365					
	IP3	34.718	1:20.330			34.691	1:20.676	35.915	1:23.280					
	FL		-----			35.687	1:56.363	36.349	1:59.629					
33	IP1					28.958	28.958	30.434	30.434					
	IP2					16.946	45.904	16.949	47.383					
	IP3					34.487	1:20.391	35.247	1:22.630					
	FL					35.500	1:55.891	36.067	1:58.697					
34	IP1					33.527	33.527	29.994	29.994					
	IP2					18.193	51.720	16.875	46.869					
	IP3					37.810	1:29.530	35.562	1:22.431					
	FL					36.153	2:05.683	36.394	1:58.825					
35	IP1					29.322	29.322	30.111	30.111					
	IP2					16.907	46.229	16.728	46.839					
	IP3					34.541	1:20.770	35.293	1:22.132					
	FL					35.765	1:56.535	35.638	1:57.770					
36	IP1					29.319	29.319	29.414	29.414					
	IP2					16.810	46.129	16.716	46.130					
	IP3					34.648	1:20.777	34.928	1:21.058					
	FL					36.044	1:56.821	35.516	1:56.574					
37	IP1					34.984	34.984	29.341	29.341					
	IP2					17.904	52.888	16.738	46.079					
	IP3					39.502	1:32.390	34.889	1:20.968					
	FL					15:42.2	PIT EXIT	35.528	1:56.496					
38	IP1					35.023	35.023	29.266	29.266					
	IP2					17.452	52.475	16.631	45.897					
	IP3					36.780	1:29.255	34.713	1:20.610					
	FL					36.124	2:05.379	35.469	1:56.079					
39	IP1					29.720	29.720	29.220	29.220					
	IP2					16.659	46.379	16.704	45.924					
	IP3					34.978	1:21.357	34.555	1:20.479					
	FL					35.436	1:56.793	35.341	1:55.820					
40	IP1					29.065	29.065	29.222	29.222					
	IP2					16.548	45.613	16.873	46.095					
	IP3					34.487	1:20.100	34.535	1:20.630					
	FL					35.297	1:55.397	35.366	1:55.996					
41	IP1					29.224	29.224	29.159	29.159					
	IP2					16.624	45.848	16.711	45.870					
	IP3					34.558	1:20.406	34.654	1:20.524					
	FL					35.450	1:55.856	35.323	1:55.847					
42	IP1					28.992	28.992	29.080	29.080					
	IP2					16.625	45.617	16.675	45.755					
	IP3					34.320	1:19.937	34.579	1:20.334					
	FL					35.391	1:55.328	35.500	1:55.834					



Jerez - 4423 m



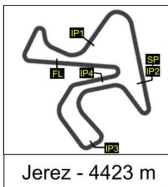
18

CIRCUITO DE JEREZ - WSBK TEST

Thursday, January 23rd 2025

GLOBAL ANALYSIS

Número	12		31		37		50		55		65		66	
Vta	Sector	Vuelta	Sector	Vuelta	Sector	Vuelta	Sector	Vuelta	Sector	Vuelta	Sector	Vuelta	Sector	Vuelta
43	IP1				32.435	32.435	29.538	29.538						
	IP2				19.847	52.282	16.952	46.490						
	IP3				36.718	1:29.000	35.271	1:21.761						
	FL				35.465	2:04.465	36.606	1:58.367						
44	IP1				29.347	29.347	30.061	30.061						
	IP2				16.754	46.101	17.174	47.235						
	IP3				34.550	1:20.651	35.357	1:22.592						
	FL				35.450	1:56.101	35.723	1:58.315						
45	IP1				28.953	28.953	29.134	29.134						
	IP2				16.672	45.625	16.879	46.013						
	IP3				34.465	1:20.090	34.584	1:20.597						
	FL				35.306	1:55.396	35.443	1:56.040						
46	IP1				28.923	28.923	29.230	29.230						
	IP2				16.719	45.642	16.786	46.016						
	IP3				34.437	1:20.079	34.821	1:20.837						
	FL				35.142	1:55.221	35.707	1:56.544						
47	IP1				28.851	28.851	29.348	29.348						
	IP2				16.637	45.488	16.672	46.020						
	IP3				34.498	1:19.986	34.507	1:20.527						
	FL				35.475	1:55.461	35.677	1:56.204						
48	IP1				29.011	29.011	29.125	29.125						
	IP2				16.606	45.617	16.696	45.821						
	IP3				34.614	1:20.231	34.466	1:20.287						
	FL				35.545	1:55.776	35.481	1:55.768						
49	IP1				35.723	35.723	28.887	28.887						
	IP2				19.245	54.968	16.654	45.541						
	IP3				41.141	1:36.109	34.385	1:19.926						
	FL				38.182	2:14.291	35.171	1:55.097						
50	IP1				29.197	29.197	30.180	30.180						
	IP2				16.748	45.945	17.082	47.262						
	IP3				34.588	1:20.533	35.809	1:23.071						
	FL				35.294	1:55.827	42:16.1	PIT EXIT						
51	IP1				28.984	28.984	34.157	34.157						
	IP2				16.671	45.655	17.307	51.464						
	IP3				34.445	1:20.100	36.583	1:28.047						
	FL				35.415	1:55.515	36.340	2:04.387						
52	IP1				32.400	32.400	29.600	29.600						
	IP2				17.294	49.694	16.804	46.404						
	IP3				37.632	1:27.326	34.921	1:21.325						
	FL				35.846	2:03.172	35.473	1:56.798						
53	IP1				29.205	29.205	29.249	29.249						
	IP2				16.817	46.022	16.616	45.865						
	IP3				35.061	1:21.083	34.698	1:20.563						
	FL				35.531	1:56.614	35.219	1:55.782						
54	IP1				29.174	29.174	29.208	29.208						
	IP2				16.739	45.913	16.577	45.785						
	IP3				34.745	1:20.658	34.683	1:20.468						
	FL				35.471	1:56.129	35.151	1:55.619						
55	IP1				28.986	28.986	28.947	28.947						
	IP2				16.754	45.740	16.577	45.524						
	IP3				34.510	1:20.250	34.618	1:20.142						
	FL				35.620	1:55.870	35.495	1:55.637						
56	IP1				33.157	33.157	28.979	28.979						
	IP2				17.091	50.248	16.543	45.522						
	IP3				37.627	1:27.875	34.467	1:19.989						
	FL				1:05:46	PIT EXIT	35.142	1:55.131						



Jerez - 4423 m



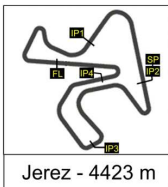
18

CIRCUITO DE JEREZ - WSBK TEST

Thursday, January 23rd 2025

GLOBAL ANALYSIS

Número	12		31		37		50		55		65		66	
Vta	Sector	Vuelta	Sector	Vuelta	Sector	Vuelta	Sector	Vuelta	Sector	Vuelta	Sector	Vuelta	Sector	Vuelta
57	IP1				40.359	40.359	28.805	28.805						
	IP2				17.505	57.864	16.469	45.274						
	IP3				35.900	1:33.764	34.530	1:19.804						
	FL				36.024	2:09.788	35.164	1:54.968						
58	IP1				29.191	29.191	28.888	28.888						
	IP2				16.847	46.038	16.489	45.377						
	IP3				35.541	1:21.579	34.472	1:19.849						
	FL				35.958	1:57.537	35.147	1:54.996						
59	IP1				29.455	29.455	29.037	29.037						
	IP2				17.090	46.545	16.562	45.599						
	IP3				35.378	1:21.923	34.623	1:20.222						
	FL				36.038	1:57.961	35.370	1:55.592						
60	IP1				29.221	29.221	28.983	28.983						
	IP2				16.791	46.012	16.537	45.520						
	IP3				35.072	1:21.084	36.002	1:21.522						
	FL				35.990	1:57.074	36.098	1:57.620						
61	IP1				29.224	29.224	29.073	29.073						
	IP2				16.922	46.146	16.586	45.659						
	IP3				34.957	1:21.103	34.575	1:20.234						
	FL				36.035	1:57.138	36.075	1:56.309						
62	IP1				29.543	29.543	29.026	29.026						
	IP2				17.068	46.611	16.565	45.591						
	IP3				35.405	1:22.016	34.767	1:20.358						
	FL				36.328	1:58.344	35.402	1:55.760						
63	IP1				29.678	29.678	29.027	29.027						
	IP2				16.925	46.603	16.603	45.630						
	IP3				35.627	1:22.230	34.580	1:20.210						
	FL				36.113	1:58.343	35.284	1:55.494						
64	IP1				29.690	29.690	28.992	28.992						
	IP2				17.195	46.885	16.699	45.691						
	IP3				35.527	1:22.412	34.398	1:20.089						
	FL				36.429	1:58.841	35.681	1:55.770						
65	IP1				29.674	29.674	29.009	29.009						
	IP2				17.214	46.888	16.575	45.584						
	IP3				35.432	1:22.320	34.589	1:20.173						
	FL				36.158	1:58.478	35.803	1:55.976						
66	IP1				33.420	33.420	29.115	29.115						
	IP2				18.176	51.596	16.645	45.760						
	IP3				37.988	1:29.584	34.678	1:20.438						
	FL				23:11.2	PIT EXIT	35.563	1:56.001						
67	IP1				35.177	35.177	29.192	29.192						
	IP2				18.519	53.696	16.650	45.842						
	IP3				38.494	1:32.190	34.554	1:20.396						
	FL				36.434	2:08.624	35.725	1:56.121						
68	IP1				29.709	29.709	30.775	30.775						
	IP2				16.952	46.661	18.297	49.072						
	IP3				35.364	1:22.025	38.053	1:27.125						
	FL				35.800	1:57.825	38.213	2:05.338						
69	IP1				28.851	28.851	29.098	29.098						
	IP2				16.841	45.692	16.587	45.685						
	IP3				34.717	1:20.409	34.666	1:20.351						
	FL				35.633	1:56.042	35.239	1:55.590						
70	IP1				28.881	28.881	29.137	29.137						
	IP2				16.764	45.645	16.562	45.699						
	IP3				34.689	1:20.334	34.606	1:20.305						
	FL				35.692	1:56.026	35.476	1:55.781						

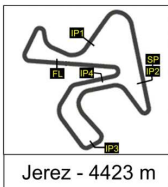


CIRCUITO DE JEREZ - WSBK TEST

Thursday, January 23rd 2025

GLOBAL ANALYSIS

Número	12		31		37		50		55		65		66	
	Vta	Sector	Vuelta	Sector	Vuelta	Sector	Vuelta	Sector	Vuelta	Sector	Vuelta	Sector	Vuelta	
71	IP1				33.081	33.081	29.264	29.264						
	IP2				18.552	51.633	16.891	46.155						
	IP3				37.914	1:29.547	35.094	1:21.249						
	FL				36.678	2:06.225	24:07.6	PIT EXIT						
72	IP1				29.292	29.292	33.262	33.262						
	IP2				16.990	46.282	17.277	50.539						
	IP3				35.322	1:21.604	35.663	1:26.202						
	FL				36.090	1:57.694	36.641	2:02.843						
73	IP1				29.353	29.353	29.601	29.601						
	IP2				17.078	46.431	16.687	46.288						
	IP3				35.417	1:21.848	34.689	1:20.977						
	FL				36.113	1:57.961	35.650	1:56.627						
74	IP1				29.355	29.355	29.304	29.304						
	IP2				17.130	46.485	16.708	46.012						
	IP3				35.422	1:21.907	34.791	1:20.803						
	FL				36.333	1:58.240	35.601	1:56.404						
75	IP1				29.749	29.749	29.408	29.408						
	IP2				17.163	46.912	16.687	46.095						
	IP3				35.640	1:22.552	35.150	1:21.245						
	FL				35.976	1:58.528	27:04.3	PIT EXIT						
76	IP1				29.224	29.224	33.673	33.673						
	IP2				17.079	46.303	17.820	51.493						
	IP3				35.182	1:21.485	37.068	1:28.561						
	FL				35.775	1:57.260	36.699	2:05.260						
77	IP1				28.972	28.972	30.180	30.180						
	IP2				17.091	46.063	17.044	47.224						
	IP3				35.181	1:21.244	35.654	1:22.878						
	FL				35.905	1:57.149	35.936	1:58.814						
78	IP1				32.046	32.046	29.356	29.356						
	IP2				18.460	50.506	16.761	46.117						
	IP3				38.520	1:29.026	35.157	1:21.274						
	FL				9:05.11	PIT EXIT	35.492	1:56.766						
79	IP1				41.442	41.442	29.286	29.286						
	IP2				17.519	58.961	16.884	46.170						
	IP3				35.779	1:34.740	34.995	1:21.165						
	FL				36.186	2:10.926	35.546	1:56.711						
80	IP1				29.281	29.281	29.082	29.082						
	IP2				16.860	46.141	16.817	45.899						
	IP3				35.184	1:21.325	35.049	1:20.948						
	FL				36.050	1:57.375	35.051	1:55.999						
81	IP1				31.444	31.444	29.273	29.273						
	IP2				19.047	50.491	16.633	45.906						
	IP3				35.101	1:25.592	34.666	1:20.572						
	FL				35.712	2:01.304	35.360	1:55.932						
82	IP1				29.103	29.103	29.039	29.039						
	IP2				17.014	46.117	16.568	45.607						
	IP3				35.663	1:21.780	34.671	1:20.278						
	FL				36.371	1:58.151	35.178	1:55.456						
83	IP1				29.329	29.329	28.855	28.855						
	IP2				17.066	46.395	16.557	45.412						
	IP3				35.228	1:21.623	34.547	1:19.959						
	FL				36.123	1:57.746	35.323	1:55.282						
84	IP1				29.303	29.303	28.937	28.937						
	IP2				16.986	46.289	16.680	45.617						
	IP3				35.668	1:21.957	34.695	1:20.312						
	FL					-----	35.317	1:55.629						




CIRCUITO DE JEREZ - WSBK TEST

Thursday, January 23rd 2025

GLOBAL ANALYSIS

Número	12		31		37		50		55		65		66	
Vta	Sector	Vuelta	Sector	Vuelta	Sector	Vuelta	Sector	Vuelta	Sector	Vuelta	Sector	Vuelta	Sector	Vuelta
85	IP1						29.007	29.007						
	IP2						16.658	45.665						
	IP3						35.767	1:21.432						
	FL						36.116	1:57.548						
86	IP1						28.953	28.953						
	IP2						16.553	45.506						
	IP3						34.714	1:20.220						
	FL						35.521	1:55.741						
87	IP1						31.906	31.906						
	IP2						19.891	51.797						
	IP3						38.417	1:30.214						
	FL						17:21.8	PIT EXIT						
88	IP1						33.831	33.831						
	IP2						17.456	51.287						
	IP3						35.979	1:27.266						
	FL						36.147	2:03.413						
89	IP1						29.246	29.246						
	IP2						17.827	47.073						
	IP3						34.724	1:21.797						
	FL						35.519	1:57.316						
90	IP1						31.050	31.050						
	IP2						19.468	50.518						
	IP3						35.100	1:25.618						
	FL						35.699	2:01.317						
91	IP1						29.281	29.281						
	IP2						16.637	45.918						
	IP3						35.634	1:21.552						
	FL						35.583	1:57.135						
92	IP1						29.006	29.006						
	IP2						17.326	46.332						
	IP3						35.315	1:21.647						
	FL						36.963	1:58.610						



Jerez - 4423 m



18


CIRCUITO DE JEREZ - WSBK TEST

Thursday, January 23rd 2025

GLOBAL ANALYSIS

Número	97		105		145		147		155		165		212		
	Vta	Sector	Vuelta	Sector	Vuelta	Sector	Vuelta	Sector	Vuelta	Sector	Vuelta	Sector	Vuelta		
1	IP1	35.230	35.230	41.418	41.418	36.647	36.647	36.052	36.052	33.674	33.674	36.509	36.509	36.180	36.180
	IP2	17.685	52.915	19.782	1:01.200	17.956	54.603	18.281	54.333	17.437	51.111	18.041	54.550	18.271	54.451
	IP3	37.852	1:30.767	41.678	1:42.878	38.061	1:32.664	39.057	1:33.900	37.079	1:28.190	39.754	1:34.304	38.563	1:33.014
	FL	36.797	2:07.564	39.989	2:22.867	37.099	2:09.763	37.950	2:11.340	37.198	2:05.388	39.639	2:13.943	38.386	2:11.400
2	IP1	30.486	30.486	32.660	32.660	30.282	30.282	31.070	31.070	30.301	30.301	33.093	33.093	31.063	31.063
	IP2	17.072	47.558	17.546	50.206	17.073	47.355	17.133	48.203	17.084	47.385	17.879	50.972	17.527	48.590
	IP3	36.357	1:23.915	39.054	1:29.260	35.713	1:23.068	36.412	1:24.615	35.652	1:23.037	41.312	1:32.284	36.676	1:25.266
	FL	36.165	2:00.080	38.436	2:07.696	35.896	1:58.964	36.041	2:00.656	36.176	1:59.213	17:13.8	PIT EXIT	36.801	2:02.067
3	IP1	29.826	29.826	32.254	32.254	29.745	29.745	29.971	29.971			35.225	35.225	29.992	29.992
	IP2	16.787	46.613	17.459	49.713	17.102	46.847	16.848	46.819			17.239	52.464	16.834	46.826
	IP3	35.907	1:22.520	37.369	1:27.082	35.141	1:21.988	35.608	1:22.427			36.447	1:28.911	35.430	1:22.256
	FL	35.864	1:58.384	37.082	2:04.164	35.487	1:57.475	35.564	1:57.991		-----	36.329	2:05.240	36.216	1:58.472
4	IP1	29.664	29.664	30.731	30.731	29.390	29.390	29.605	29.605			29.949	29.949	29.996	29.996
	IP2	16.800	46.464	17.016	47.747	16.873	46.263	16.786	46.391			17.042	46.991	17.064	47.060
	IP3	35.334	1:21.798	36.569	1:24.316	34.847	1:21.110	35.775	1:22.166			35.677	1:22.668	37.972	1:25.032
	FL	35.858	1:57.656	36.188	2:00.504	35.424	1:56.534	35.856	1:58.022			35.766	1:58.434	27:56.3	PIT EXIT
5	IP1	31.917	31.917	30.147	30.147	29.175	29.175	30.156	30.156			29.360	29.360	35.961	35.961
	IP2	16.959	48.876	16.722	46.869	16.773	45.948	16.867	47.023			16.843	46.203	17.899	53.860
	IP3	35.789	1:24.665	35.940	1:22.809	34.963	1:20.911	35.270	1:22.293			34.787	1:20.990	37.834	1:31.694
	FL	1:32:28	PIT EXIT	36.118	1:58.927	35.690	1:56.601	35.344	1:57.637			35.366	1:56.356	37.434	2:09.128
6	IP1	34.719	34.719	29.860	29.860	29.541	29.541	29.237	29.237			29.274	29.274	30.353	30.353
	IP2	17.156	51.875	16.572	46.432	16.837	46.378	16.769	46.006			16.713	45.987	17.348	47.701
	IP3	36.361	1:28.236	35.555	1:21.987	34.910	1:21.288	34.755	1:20.761			34.372	1:20.359	38.981	1:26.682
	FL	36.247	2:04.483	35.626	1:57.613	35.368	1:56.656	35.074	1:55.835			35.069	1:55.428		-----
7	IP1	29.941	29.941	29.529	29.529	30.920	30.920	28.951	28.951			28.952	28.952		
	IP2	16.813	46.754	16.711	46.240	17.104	48.024	16.715	45.666			16.697	45.649		
	IP3	35.355	1:22.109	35.053	1:21.293	36.504	1:24.528	34.730	1:20.396			34.396	1:20.045		
	FL	35.271	1:57.380	35.456	1:56.749	14:39.7	PIT EXIT	34.832	1:55.228			35.208	1:55.253		
8	IP1	29.480	29.480	29.575	29.575	33.647	33.647	30.462	30.462			28.827	28.827		
	IP2	16.735	46.215	16.675	46.250	17.436	51.083	16.958	47.420			16.727	45.554		
	IP3	35.058	1:21.273	34.906	1:21.156	37.430	1:28.513	36.162	1:23.582			33.971	1:19.525		
	FL	35.436	1:56.709	35.077	1:56.233	35.761	2:04.274	18:52.5	PIT EXIT			34.908	1:54.433		
9	IP1	29.115	29.115	29.420	29.420	29.398	29.398	32.437	32.437			31.861	31.861		
	IP2	16.619	45.734	16.587	46.007	16.790	46.188	17.021	49.458			17.689	49.550		
	IP3	34.956	1:20.690	34.942	1:20.949	34.755	1:20.943	35.957	1:25.415			36.507	1:26.057		
	FL	35.442	1:56.132	35.243	1:56.192	35.334	1:56.277	35.846	2:01.261			2:19:35	PIT EXIT		
10	IP1	28.979	28.979	28.972	28.972	29.163	29.163	29.177	29.177			33.793	33.793		
	IP2	16.451	45.430	16.520	45.492	16.711	45.874	16.707	45.884			16.833	50.626		
	IP3	34.678	1:20.108	34.558	1:20.050	34.534	1:20.408	34.680	1:20.564			35.302	1:25.928		
	FL	35.127	1:55.235	34.948	1:54.998	35.723	1:56.131	35.188	1:55.752			35.683	2:01.611		
11	IP1	28.954	28.954	29.133	29.133	30.333	30.333	29.096	29.096			29.026	29.026		
	IP2	16.698	45.652	16.410	45.543	16.707	47.040	16.705	45.801			16.734	45.760		
	IP3	38.362	1:24.014	35.431	1:20.974	34.588	1:21.628	34.607	1:20.408			34.426	1:20.186		
	FL	14:13.0	PIT EXIT	34.931	1:55.905	35.274	1:56.902	35.273	1:55.681			35.291	1:55.477		
12	IP1	36.134	36.134	28.992	28.992	29.033	29.033	29.576	29.576			28.794	28.794		
	IP2	17.194	53.328	16.505	45.497	16.705	45.738	16.916	46.492			16.650	45.444		
	IP3	36.864	1:30.192	34.452	1:19.949	34.312	1:20.050	35.207	1:21.699			34.178	1:19.622		
	FL	36.493	2:06.685	35.100	1:55.049	35.037	1:55.087	32:51.0	PIT EXIT			34.861	1:54.483		
13	IP1	29.770	29.770	28.973	28.973	28.910	28.910	33.635	33.635			28.526	28.526		
	IP2	16.783	46.553	18.721	47.694	16.618	45.528	16.913	50.548			16.592	45.118		
	IP3	35.291	1:21.844	38.638	1:26.332	34.223	1:19.751	35.858	1:26.406			34.143	1:19.261		
	FL	35.464	1:57.308	2:31:03	PIT EXIT	35.142	1:54.893	35.223	2:01.629			34.790	1:54.051		
14	IP1	29.466	29.466	35.563	35.563	28.890	28.890	28.815	28.815			30.410	30.410		
	IP2	16.617	46.083	17.366	52.929	16.687	45.577	16.599	45.414			17.208	47.618		
	IP3	35.034	1:21.117	36.593	1:29.522	34.364	1:19.941	34.391	1:19.805			36.410	1:24.028		
	FL	35.271	1:56.388	36.408	2:05.930	35.107	1:55.048	1:18:01	PIT EXIT			16:38.9	PIT EXIT		





Jerez - 4423 m



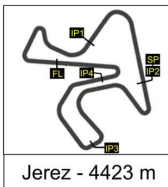
18

CIRCUITO DE JEREZ - WSBK TEST

Thursday, January 23rd 2025

GLOBAL ANALYSIS

Número	97		105		145		147		155		165		212	
	Vta	Sector	Vuelta	Sector	Vuelta	Sector	Vuelta	Sector	Vuelta	Sector	Vuelta	Sector	Vuelta	
15	IP1	29.048	29.048	29.936	29.936	28.915	28.915	36.018	36.018			39.891	39.891	
	IP2	16.546	45.594	16.847	46.783	16.693	45.608	17.549	53.567			16.862	56.753	
	IP3	34.617	1:20.211	35.492	1:22.275	34.215	1:19.823	37.017	1:30.584			36.179	1:32.932	
	FL	35.232	1:55.443	35.625	1:57.900	35.098	1:54.921	36.468	2:07.052			4:33.80	PIT EXIT	
16	IP1	28.916	28.916	29.383	29.383	30.302	30.302	29.977	29.977			34.357	34.357	
	IP2	16.463	45.379	16.596	45.979	16.984	47.286	17.007	46.984			16.831	51.188	
	IP3	34.563	1:19.942	35.162	1:21.141	35.306	1:22.592	35.984	1:22.968			34.825	1:26.013	
	FL	34.801	1:54.743	35.332	1:56.473	19:06.1	PIT EXIT	36.302	1:59.270			35.476	2:01.489	
17	IP1	28.905	28.905	29.199	29.199	33.652	33.652	30.588	30.588			29.126	29.126	
	IP2	16.573	45.478	16.654	45.853	17.281	50.933	17.168	47.756			16.967	46.093	
	IP3	34.469	1:19.947	34.579	1:20.432	35.527	1:26.460	38.818	1:26.574			34.509	1:20.602	
	FL	34.880	1:54.827	35.456	1:55.888	35.696	2:02.156	36.158	2:02.732			9:07.28	PIT EXIT	
18	IP1	28.895	28.895	29.038	29.038	29.141	29.141	29.848	29.848			32.677	32.677	
	IP2	16.424	45.319	16.633	45.671	16.775	45.916	16.712	46.560			16.571	49.248	
	IP3	34.135	1:19.454	34.791	1:20.462	34.562	1:20.478	35.167	1:21.727			34.377	1:23.625	
	FL	34.918	1:54.372	35.233	1:55.695	35.319	1:55.797	35.485	1:57.212			35.251	1:58.876	
19	IP1	28.972	28.972	29.279	29.279	29.051	29.051	29.613	29.613			28.599	28.599	
	IP2	16.704	45.676	16.707	45.986	16.758	45.809	16.762	46.375			16.500	45.099	
	IP3	35.457	1:21.133	35.475	1:21.461	34.435	1:20.244	35.762	1:22.137			33.711	1:18.810	
	FL	16:56.2	PIT EXIT	35.342	1:56.803	35.426	1:55.670	35.682	1:57.819			34.680	1:53.490	
20	IP1	36.240	36.240	29.002	29.002	29.128	29.128	30.318	30.318			28.461	28.461	
	IP2	17.003	53.243	16.675	45.677	16.695	45.823	17.072	47.390			16.448	44.909	
	IP3	35.445	1:28.688	34.714	1:20.391	34.468	1:20.291	35.755	1:23.145			33.579	1:18.488	
	FL	35.742	2:04.430	35.180	1:55.571	35.549	1:55.840	35.942	1:59.087			34.570	1:53.058	
21	IP1	29.316	29.316	31.086	31.086	29.181	29.181	29.680	29.680			30.412	30.412	
	IP2	16.547	45.863	17.481	48.567	16.760	45.941	16.681	46.361			16.887	47.299	
	IP3	34.531	1:20.394	39.438	1:28.005	35.602	1:21.543	35.125	1:21.486			35.219	1:22.518	
	FL	35.013	1:55.407	15:39.0	PIT EXIT	22:03.8	PIT EXIT	35.588	1:57.074			-----		
22	IP1	28.892	28.892	41.444	41.444	34.298	34.298	32.817	32.817					
	IP2	16.468	45.360	17.417	58.861	17.060	51.358	17.978	50.795					
	IP3	34.374	1:19.734	36.403	1:35.264	36.441	1:27.799	37.242	1:28.037					
	FL	34.857	1:54.590	35.690	2:10.954	35.534	2:03.333	12:59.6	PIT EXIT					
23	IP1	28.817	28.817	29.351	29.351	28.995	28.995	37.350	37.350					
	IP2	16.503	45.320	16.592	45.943	16.667	45.662	17.115	54.465					
	IP3	34.135	1:19.455	34.991	1:20.934	34.514	1:20.176	35.592	1:30.057					
	FL	34.990	1:54.445	35.157	1:56.091	35.544	1:55.720	35.849	2:05.906					
24	IP1	28.619	28.619	29.148	29.148	28.897	28.897	29.310	29.310					
	IP2	16.436	45.055	16.540	45.688	16.609	45.506	16.749	46.059					
	IP3	34.002	1:19.057	34.716	1:20.404	34.422	1:19.928	34.918	1:20.977					
	FL	34.689	1:53.746	34.835	1:55.239	35.312	1:55.240	35.477	1:56.454					
25	IP1	28.660	28.660	28.943	28.943	29.218	29.218	29.360	29.360					
	IP2	17.052	45.712	16.509	45.452	16.649	45.867	16.874	46.234					
	IP3	38.306	1:24.018	34.473	1:19.925	34.770	1:20.637	35.443	1:21.677					
	FL	35.388	1:59.406	34.847	1:54.772	15:05.5	PIT EXIT	35.646	1:57.323					
26	IP1	28.575	28.575	28.654	28.654	33.286	33.286	32.221	32.221					
	IP2	16.363	44.938	16.451	45.105	17.147	50.433	17.756	49.977					
	IP3	34.000	1:18.938	34.303	1:19.408	35.150	1:25.583	36.510	1:26.487					
	FL	34.728	1:53.666	34.944	1:54.352	35.916	2:01.499	10:04.2	PIT EXIT					
27	IP1	28.544	28.544	28.745	28.745	29.164	29.164	33.396	33.396					
	IP2	16.415	44.959	16.400	45.145	16.925	46.089	16.775	50.171					
	IP3	33.963	1:18.922	34.266	1:19.411	35.184	1:21.273	35.312	1:25.483					
	FL	34.789	1:53.711	34.730	1:54.141	35.936	1:57.209	35.414	2:00.897					
28	IP1	28.540	28.540	28.636	28.636	29.419	29.419	29.001	29.001					
	IP2	16.386	44.926	16.396	45.032	16.818	46.237	16.576	45.577					
	IP3	34.062	1:18.988	34.251	1:19.283	35.140	1:21.377	34.754	1:20.331					
	FL	-----	-----	34.695	1:53.978	36.098	1:57.475	35.104	1:55.435					



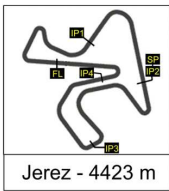
Jerez - 4423 m

CIRCUITO DE JEREZ - WSBK TEST

Thursday, January 23rd 2025

GLOBAL ANALYSIS

Número	97		105		145		147		155		165		212	
Vta	Sector	Vuelta	Sector	Vuelta	Sector	Vuelta	Sector	Vuelta	Sector	Vuelta	Sector	Vuelta	Sector	Vuelta
29	IP1		28.659	28.659	35.884	35.884	28.871	28.871						
	IP2		16.435	45.094	17.316	53.200	16.562	45.433						
	IP3		34.077	1:19.171	36.257	1:29.457	34.471	1:19.904						
	FL		34.839	1:54.010	9:46.05	PIT EXIT	35.024	1:54.928						
30	IP1		28.616	28.616	32.931	32.931	28.943	28.943						
	IP2		16.429	45.045	17.022	49.953	16.711	45.654						
	IP3		34.076	1:19.121	35.110	1:25.063	34.586	1:20.240						
	FL		34.903	1:54.024	35.965	2:01.028	35.158	1:55.398						
31	IP1		29.809	29.809	29.156	29.156	30.919	30.919						
	IP2		16.690	46.499	16.756	45.912	17.350	48.269						
	IP3		34.778	1:21.277	34.802	1:20.714	35.628	1:23.897						
	FL		1:03.86	PIT EXIT	35.765	1:56.479	14:31.9	PIT EXIT						
32	IP1		32.683	32.683	29.029	29.029	33.752	33.752						
	IP2		17.196	49.879	16.683	45.712	17.161	50.913						
	IP3		35.996	1:25.875	34.781	1:20.493	35.716	1:26.629						
	FL		59.728	PIT EXIT	35.855	1:56.348	35.646	2:02.275						
33	IP1		33.375	33.375	29.166	29.166	29.209	29.209						
	IP2		17.216	50.591	16.739	45.905	16.571	45.780						
	IP3		37.023	1:27.614	34.669	1:20.574	34.702	1:20.482						
	FL			-----	35.772	1:56.346	34.969	1:55.451						
34	IP1				29.175	29.175	28.897	28.897						
	IP2				16.692	45.867	16.605	45.502						
	IP3				34.940	1:20.807	34.514	1:20.016						
	FL				15:26.6	PIT EXIT	34.908	1:54.924						
35	IP1				33.165	33.165	28.767	28.767						
	IP2				17.050	50.215	16.591	45.358						
	IP3				35.949	1:26.164	34.171	1:19.529						
	FL				35.970	2:02.134	34.897	1:54.426						
36	IP1				29.113	29.113	28.753	28.753						
	IP2				16.640	45.753	16.598	45.351						
	IP3				35.106	1:20.859	34.418	1:19.769						
	FL				35.689	1:56.548	35.031	1:54.800						
37	IP1				29.045	29.045	31.448	31.448						
	IP2				16.684	45.729	17.628	49.076						
	IP3				34.961	1:20.690	36.760	1:25.836						
	FL				35.787	1:56.477		-----						
38	IP1				30.363	30.363								
	IP2				17.225	47.588								
	IP3				36.350	1:23.938								
	FL				1:08.12	PIT EXIT								
39	IP1				33.336	33.336								
	IP2				16.991	50.327								
	IP3				36.302	1:26.629								
	FL				4:13.07	PIT EXIT								
40	IP1				32.477	32.477								
	IP2				17.016	49.493								
	IP3				35.803	1:25.296								
	FL				1:06.66	PIT EXIT								
41	IP1				32.317	32.317								
	IP2				16.861	49.178								
	IP3				35.534	1:24.712								
	FL				1:08.24	PIT EXIT								
42	IP1				32.583	32.583								
	IP2				16.707	49.290								
	IP3				35.731	1:25.021								
	FL				1:34.88	PIT EXIT								

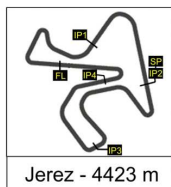


CIRCUITO DE JEREZ - WSBK TEST

Thursday, January 23rd 2025

GLOBAL ANALYSIS

Número	97		105		145		147		155		165		212	
	Vta	Sector	Vuelta	Sector	Vuelta	Sector	Vuelta	Sector	Vuelta	Sector	Vuelta	Sector	Vuelta	
43	IP1				32.507	32.507								
	IP2				16.910	49.417								
	IP3				36.254	1:25.671								
	FL													
44	IP1													
	IP2													
	IP3													
	FL													
45	IP1													
	IP2													
	IP3													
	FL													
46	IP1													
	IP2													
	IP3													
	FL													
47	IP1													
	IP2													
	IP3													
	FL													
48	IP1													
	IP2													
	IP3													
	FL													
49	IP1													
	IP2													
	IP3													
	FL													
50	IP1													
	IP2													
	IP3													
	FL													
51	IP1													
	IP2													
	IP3													
	FL													
52	IP1													
	IP2													
	IP3													
	FL													
53	IP1													
	IP2													
	IP3													
	FL													
54	IP1													
	IP2													
	IP3													
	FL													
55	IP1													
	IP2													
	IP3													
	FL													
56	IP1													
	IP2													
	IP3													
	FL													



Jerez - 4423 m



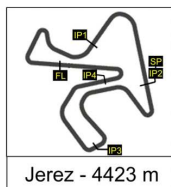
19

CIRCUITO DE JEREZ - WSBK TEST

Thursday, January 23rd 2025

40 BEST LAPS

Dorsal	Piloto	Nat	Equipo	Maq.	Hora	Vuelta	Tiempo
165	Jonathan REA	GBR	Pata Maxus Yamaha	YAMAHA	15:03:18	20	1:53.058
165	Jonathan REA	GBR	Pata Maxus Yamaha	YAMAHA	15:01:25	19	1:53.490
65	Jonathan REA	GBR	Pata Maxus Yamaha	YAMAHA	15:42:19	10	1:53.636
97	Xavi VIERGE	ESP	Team HRC WorldSBK	HONDA	15:28:39	26	1:53.666
97	Xavi VIERGE	ESP	Team HRC WorldSBK	HONDA	15:30:32	27	1:53.711
97	Xavi VIERGE	ESP	Team HRC WorldSBK	HONDA	15:24:46	24	1:53.746
65	Jonathan REA	GBR	Pata Maxus Yamaha	YAMAHA	15:24:49	6	1:53.801
105	Yari MONTELLA	ITA	Barni Spark Racing Team	DUCATI	15:09:49	28	1:53.978
105	Yari MONTELLA	ITA	Barni Spark Racing Team	DUCATI	15:11:43	29	1:54.010
105	Yari MONTELLA	ITA	Barni Spark Racing Team	DUCATI	15:13:37	30	1:54.024
165	Jonathan REA	GBR	Pata Maxus Yamaha	YAMAHA	14:20:53	13	1:54.051
105	Yari MONTELLA	ITA	Barni Spark Racing Team	DUCATI	15:07:55	27	1:54.141
105	Yari MONTELLA	ITA	Barni Spark Racing Team	DUCATI	15:06:01	26	1:54.352
97	Xavi VIERGE	ESP	Team HRC WorldSBK	HONDA	14:56:46	18	1:54.372
147	Axel BASSANI	ITA	bimota by Kawasaki Racing Team	BIMOTA	15:18:17	35	1:54.426
165	Jonathan REA	GBR	Pata Maxus Yamaha	YAMAHA	11:52:07	8	1:54.433
97	Xavi VIERGE	ESP	Team HRC WorldSBK	HONDA	15:22:52	23	1:54.445
165	Jonathan REA	GBR	Pata Maxus Yamaha	YAMAHA	14:18:59	12	1:54.483
97	Xavi VIERGE	ESP	Team HRC WorldSBK	HONDA	15:20:57	22	1:54.590
65	Jonathan REA	GBR	Pata Maxus Yamaha	YAMAHA	12:17:34	3	1:54.719
97	Xavi VIERGE	ESP	Team HRC WorldSBK	HONDA	14:52:56	16	1:54.743
105	Yari MONTELLA	ITA	Barni Spark Racing Team	DUCATI	15:04:07	25	1:54.772
65	Jonathan REA	GBR	Pata Maxus Yamaha	YAMAHA	15:26:43	7	1:54.784
147	Axel BASSANI	ITA	bimota by Kawasaki Racing Team	BIMOTA	15:20:11	36	1:54.800
97	Xavi VIERGE	ESP	Team HRC WorldSBK	HONDA	14:54:51	17	1:54.827
145	Scott REDDING	GBR	MGM Bonovo Racing	DUCATI	15:11:06	13	1:54.893
145	Scott REDDING	GBR	MGM Bonovo Racing	DUCATI	15:14:56	15	1:54.921
147	Axel BASSANI	ITA	bimota by Kawasaki Racing Team	BIMOTA	15:16:22	34	1:54.924
147	Axel BASSANI	ITA	bimota by Kawasaki Racing Team	BIMOTA	14:52:38	29	1:54.928
50	Sylvain GUINTOLI	FRA	BMW Motorrad Test Team	BMW	15:44:39	57	1:54.968
50	Sylvain GUINTOLI	FRA	BMW Motorrad Test Team	BMW	15:46:34	58	1:54.996
105	Yari MONTELLA	ITA	Barni Spark Racing Team	DUCATI	11:48:58	10	1:54.998
145	Scott REDDING	GBR	MGM Bonovo Racing	DUCATI	15:13:01	14	1:55.048
105	Yari MONTELLA	ITA	Barni Spark Racing Team	DUCATI	11:52:49	12	1:55.049
145	Scott REDDING	GBR	MGM Bonovo Racing	DUCATI	15:09:11	12	1:55.087
50	Sylvain GUINTOLI	FRA	BMW Motorrad Test Team	BMW	14:47:22	49	1:55.097
50	Sylvain GUINTOLI	FRA	BMW Motorrad Test Team	BMW	15:42:44	56	1:55.131
12	Xavi FORÉS	ESP	bimota by Kawasaki Racing Team	BIMOTA	15:35:40	26	1:55.212
37	Markus REITERBERGER	GER	BMW Motorrad Test Team	BMW	15:09:56	46	1:55.221
147	Axel BASSANI	ITA	bimota by Kawasaki Racing Team	BIMOTA	11:39:04	7	1:55.228



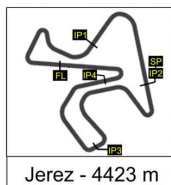
Jerez - 4423 m

CIRCUITO DE JEREZ - WSBK TEST

Thursday, January 23rd 2025

TOP FIVE LAPS

Piloto	Nat	Equipo	Top Five Laps				
165 Jonathan REA	GBR	Pata Maxus Yamaha	1:53.058	1:53.490	1:54.051	1:54.433	1:54.483
65 Jonathan REA	GBR	Pata Maxus Yamaha	1:53.636	1:53.801	1:54.719	1:54.784	1:55.461
97 Xavi VIERGE	ESP	Team HRC WorldSBK	1:53.666	1:53.711	1:53.746	1:54.372	1:54.445
105 Yari MONTELLA	ITA	Barni Spark Racing Team	1:53.978	1:54.010	1:54.024	1:54.141	1:54.352
147 Axel BASSANI	ITA	bimota by Kawasaki Racing Team	1:54.426	1:54.800	1:54.924	1:54.928	1:55.228
145 Scott REDDING	GBR	MGM Bonovo Racing	1:54.893	1:54.921	1:55.048	1:55.087	1:55.240
50 Sylvain GUINTOLI	FRA	BMW Motorrad Test Team	1:54.968	1:54.996	1:55.097	1:55.131	1:55.282
12 Xavi FORÉS	ESP	bimota by Kawasaki Racing Team	1:55.212	1:55.248	1:55.294	1:55.998	1:56.000
37 Markus REITERBERGER	GER	BMW Motorrad Test Team	1:55.221	1:55.328	1:55.396	1:55.397	1:55.461
55 Andrea LOCATELLI	ITA	Pata Maxus Yamaha	1:55.429	1:55.480	1:55.970	1:56.065	1:56.408
66 Florian ALT	GER	Honda Germany	1:55.894	1:56.035	1:56.474	1:57.149	1:57.873
31 Garret GERLOFF	USA	Kawasaki WorldSBK Team	1:56.893	1:57.131	1:58.379	1:58.889	1:59.774
212 Borja GÓMEZ	ESP	Team HRC WorldSBK	1:58.472	2:02.067	2:09.128	2:11.400	PIT EXIT
155 Andrea LOCATELLI	ITA	Pata Maxus Yamaha	1:59.213	2:05.388	PIT EXIT		



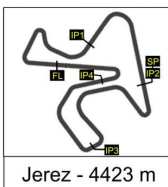
Jerez - 4423 m

CIRCUITO DE JEREZ - WSBK TEST

Thursday, January 23rd 2025

40 BEST MAXIMUM SPEEDS

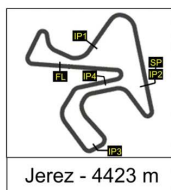
Dorsal	Piloto	Nat	Equipo	Maq.	Hora	Vuelta	Vmax
50	Sylvain GUINTOLI	FRA	BMW Motorrad Test Team	BMW	18:00:51	92	260,5
145	Scott REDDING	GBR	MGM Bonovo Racing	DUCATI	17:30:51	41	260,4
50	Sylvain GUINTOLI	FRA	BMW Motorrad Test Team	BMW	16:08:45	69	259,5
50	Sylvain GUINTOLI	FRA	BMW Motorrad Test Team	BMW	17:24:16	82	259,3
145	Scott REDDING	GBR	MGM Bonovo Racing	DUCATI	15:42:04	19	258,8
50	Sylvain GUINTOLI	FRA	BMW Motorrad Test Team	BMW	14:24:52	37	258,7
50	Sylvain GUINTOLI	FRA	BMW Motorrad Test Team	BMW	17:26:12	83	258,6
50	Sylvain GUINTOLI	FRA	BMW Motorrad Test Team	BMW	16:42:06	74	258,5
50	Sylvain GUINTOLI	FRA	BMW Motorrad Test Team	BMW	17:30:05	85	258,3
145	Scott REDDING	GBR	MGM Bonovo Racing	DUCATI	15:40:09	18	258,2
145	Scott REDDING	GBR	MGM Bonovo Racing	DUCATI	15:11:52	13	258,2
50	Sylvain GUINTOLI	FRA	BMW Motorrad Test Team	BMW	15:37:44	53	258,2
50	Sylvain GUINTOLI	FRA	BMW Motorrad Test Team	BMW	17:22:21	81	258,2
50	Sylvain GUINTOLI	FRA	BMW Motorrad Test Team	BMW	17:28:07	84	258,2
145	Scott REDDING	GBR	MGM Bonovo Racing	DUCATI	16:11:24	23	258,1
145	Scott REDDING	GBR	MGM Bonovo Racing	DUCATI	14:40:11	4	257,9
145	Scott REDDING	GBR	MGM Bonovo Racing	DUCATI	15:04:09	9	257,9
50	Sylvain GUINTOLI	FRA	BMW Motorrad Test Team	BMW	15:53:09	61	257,9
97	Xavi VIERGE	ESP	Team HRC WorldSBK	HONDA	15:19:48	21	257,9
145	Scott REDDING	GBR	MGM Bonovo Racing	DUCATI	15:02:13	8	257,8
145	Scott REDDING	GBR	MGM Bonovo Racing	DUCATI	17:13:38	35	257,8
50	Sylvain GUINTOLI	FRA	BMW Motorrad Test Team	BMW	16:38:14	72	257,8
145	Scott REDDING	GBR	MGM Bonovo Racing	DUCATI	15:43:60	20	257,6
145	Scott REDDING	GBR	MGM Bonovo Racing	DUCATI	15:09:57	12	257,6
50	Sylvain GUINTOLI	FRA	BMW Motorrad Test Team	BMW	14:42:21	46	257,6
50	Sylvain GUINTOLI	FRA	BMW Motorrad Test Team	BMW	15:51:13	60	257,6
50	Sylvain GUINTOLI	FRA	BMW Motorrad Test Team	BMW	17:16:33	78	257,6
97	Xavi VIERGE	ESP	Team HRC WorldSBK	HONDA	15:23:37	23	257,6
97	Xavi VIERGE	ESP	Team HRC WorldSBK	HONDA	15:29:24	26	257,6
145	Scott REDDING	GBR	MGM Bonovo Racing	DUCATI	15:13:47	14	257,5
145	Scott REDDING	GBR	MGM Bonovo Racing	DUCATI	15:38:13	17	257,5
145	Scott REDDING	GBR	MGM Bonovo Racing	DUCATI	17:15:34	36	257,5
145	Scott REDDING	GBR	MGM Bonovo Racing	DUCATI	15:06:06	10	257,4
50	Sylvain GUINTOLI	FRA	BMW Motorrad Test Team	BMW	15:43:30	56	257,4
50	Sylvain GUINTOLI	FRA	BMW Motorrad Test Team	BMW	15:57:01	63	257,4
50	Sylvain GUINTOLI	FRA	BMW Motorrad Test Team	BMW	17:18:29	79	257,4
97	Xavi VIERGE	ESP	Team HRC WorldSBK	HONDA	14:55:36	17	257,4
50	Sylvain GUINTOLI	FRA	BMW Motorrad Test Team	BMW	15:49:15	59	257,3
50	Sylvain GUINTOLI	FRA	BMW Motorrad Test Team	BMW	16:00:52	65	257,3
97	Xavi VIERGE	ESP	Team HRC WorldSBK	HONDA	15:27:30	25	257,3



Jerez - 4423 m

CIRCUITO DE JEREZ - WSBK TEST
Thursday, January 23rd 2025
TOP FIVE MAXIMUM SPEEDS

Piloto	Nat	Equipo	Top Five Vmax				
50 Sylvain GUINTOLI	FRA	BMW Motorrad Test Team	260,5	259,5	259,3	258,7	258,6
145 Scott REDDING	GBR	MGM Bonovo Racing	260,4	258,8	258,2	258,2	258,1
97 Xavi VIERGE	ESP	Team HRC WorldSBK	257,9	257,6	257,6	257,4	257,3
147 Axel BASSANI	ITA	bimota by Kawasaki Racing Team	256,5	255,6	255,5	255,3	255,1
55 Andrea LOCATELLI	ITA	Pata Maxus Yamaha	256,5	255,1	254,2	254,0	253,6
31 Garret GERLOFF	USA	Kawasaki WorldSBK Team	256,1	255,5	255,2	254,4	254,2
66 Florian ALT	GER	Honda Germany	255,2	254,8	254,0	254,0	253,9
37 Markus REITERBERGER	GER	BMW Motorrad Test Team	254,1	254,1	253,6	252,9	252,8
105 Yari MONTELLA	ITA	Barni Spark Racing Team	254,0	253,8	253,6	253,5	253,4
165 Jonathan REA	GBR	Pata Maxus Yamaha	253,3	252,0	251,9	251,7	251,7
65 Jonathan REA	GBR	Pata Maxus Yamaha	252,6	252,0	251,4	251,3	251,3
12 Xavi FORÉS	ESP	bimota by Kawasaki Racing Team	252,1	251,7	251,5	251,4	250,9
155 Andrea LOCATELLI	ITA	Pata Maxus Yamaha	250,9	250,1			
212 Borja GÓMEZ	ESP	Team HRC WorldSBK	249,2	247,4	245,3	241,3	235,9




Jerez - 4423 m



12

CIRCUITO DE JEREZ - WSBK TEST
Thursday, January 23rd 2025
INDIVIDUAL ANALYSIS
12.- Xavi FORÉS - bimota by Kawasaki Racing Team

Lap	Time	IP1	IP2	IP3	VMax	FL
1	13:53:23	37.056 37.056	18.916 55.972	40.743 1:36.715	228,4	40.550 2:17.265
2	13:58:52	32.087 32.087	17.693 49.780	38.790 1:28.570	243,8	4:01.021 PIT EXIT
3	14:01:04	35.982 35.982	18.130 54.112	38.922 1:33.034	240,7	38.776 2:11.810
4	14:03:07	31.135 31.135	17.532 48.667	36.601 1:25.268	246,2	37.328 2:02.596
5	14:05:09	30.661 30.661	17.339 48.000	36.627 1:24.627	248,3	37.061 2:01.688
6	14:07:10	30.862 30.862	17.297 48.159	36.552 1:24.711	247,5	36.999 2:01.710
7	14:09:10	30.221 30.221	17.132 47.353	36.210 1:23.563	249,2	36.528 2:00.091
8	14:11:10	30.153 30.153	17.034 47.187	35.883 1:23.070	248,7	36.164 1:59.234
9	14:31:26	30.031 30.031	17.159 47.190	36.362 1:23.552	247,8	18:53.034 PIT EXIT
10	14:33:34	34.234 34.234	17.236 51.470	38.870 1:30.340	239,6	37.158 2:07.498
11	14:35:32	29.798 29.798	16.974 46.772	35.708 1:22.480	250,9	36.135 1:58.615
12	14:37:30	29.478 29.478	16.941 46.419	35.357 1:21.776	247,9	35.901 1:57.677
13	14:40:50	29.426 29.426	16.927 46.353	35.291 1:21.644	248,2	1:58.050 PIT EXIT
14	14:42:54	34.061 34.061	17.521 51.582	36.178 1:27.760	244	36.244 2:04.004
15	14:44:52	29.777 29.777	17.080 46.857	35.409 1:22.266	246,9	35.882 1:58.148
16	14:46:49	29.196 29.196	17.005 46.201	35.205 1:21.406	248,7	35.531 1:56.937
17	14:48:49	32.533 32.533	17.043 49.576	35.277 1:24.853	247,9	35.567 2:00.420
18	14:50:45	29.141 29.141	16.784 45.925	34.694 1:20.619	249,5	35.379 1:55.998
19	15:12:44	29.070 29.070	16.791 45.861	34.866 1:20.727	247,9	20:38.030 PIT EXIT
20	15:14:46	33.776 33.776	17.110 50.886	35.513 1:26.399	247,4	36.044 2:02.443
21	15:16:43	29.350 29.350	16.991 46.341	35.049 1:21.390	247	35.521 1:56.911
22	15:18:39	28.939 28.939	16.823 45.762	34.692 1:20.454	252,1	35.564 1:56.018
23	15:29:48	29.038 29.038	16.861 45.899	34.850 1:20.749	250,6	9:47.536 PIT EXIT



Jerez - 4423 m

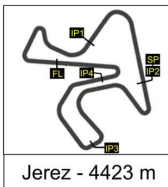


12

CIRCUITO DE JEREZ - WSBK TEST
Thursday, January 23rd 2025
INDIVIDUAL ANALYSIS
12.- Xavi FORÉS - bimota by Kawasaki Racing Team

Lap	Time	IP1	IP2	IP3	VMax	FL
24	15:31:49	33.404 33.404	17.099 50.503	35.058 1:25.561	247,6	35.680 2:01.241
25	15:33:45	29.037 29.037	16.879 45.916	34.753 1:20.669	249	35.331 1:56.000
26	15:35:40	28.816 28.816	16.789 45.605	<u>34.451</u> 1:20.056	249,5	<u>35.156</u> 1:55.212
27	15:57:57	29.643 29.643	17.020 46.663	35.009 1:21.672	246,1	20:55.828 PIT EXIT
28	15:59:58	32.994 32.994	16.892 49.886	35.000 1:24.886	251,4	35.345 2:00.231
29	16:01:53	28.833 28.833	<u>16.689</u> 45.522	34.523 1:20.045	250,9	35.249 1:55.294
30	16:03:48	<u>28.749</u> <u>28.749</u>	16.693 <u>45.442</u>	34.516 <u>1:19.958</u>	251,5	35.290 1:55.248
31	16:05:48	30.502 30.502	17.133 47.635	36.306 1:23.941	251,7	35.595 1:59.536
32		28.838 28.838	16.774 45.612	34.718 1:20.330	250	-----

Mejor Sectores	FL - IP1	IP1 - IP2	IP2 - IP3	IP3 - FL
	28.749	16.689	34.451	35.156



Jerez - 4423 m




31

CIRCUITO DE JEREZ - WSBK TEST
Thursday, January 23rd 2025
INDIVIDUAL ANALYSIS
31.- Garret GERLOFF - Kawasaki WorldSBK Team

Lap	Time	IP1	IP2	IP3	VMax	FL
1	11:08:39	45.099 45.099	19.842 1:04.941	43.454 1:48.395	244	41.679 2:30.074
2	11:10:54	37.379 37.379	18.635 56.014	39.795 1:35.809	244,5	39.459 2:15.268
3	11:12:59	32.063 32.063	17.596 49.659	37.854 1:27.513	253,9	37.659 2:05.172
4	11:15:01	31.194 31.194	17.286 48.480	36.200 1:24.680	254,4	36.640 2:01.320
5	11:16:60	30.896 30.896	16.993 47.889	35.771 1:23.660	255,5	36.114 1:59.774
6	11:18:59	30.221 30.221	16.797 47.018	35.496 1:22.514	256,1	35.865 1:58.379
7	11:43:15	32.863 32.863	18.961 51.824	38.919 1:30.743	215,7	22:45.191 PIT EXIT
8	11:45:21	35.702 35.702	17.641 53.343	36.649 1:29.992	251,4	36.680 2:06.672
9	11:47:20	30.423 30.423	17.065 47.488	35.635 1:23.123	253,8	35.766 1:58.889
10	11:49:17	29.985 29.985	16.858 46.843	34.763 1:21.606	255,2	<u>35.525</u> 1:57.131
11	11:51:14	<u>29.644</u> <u>29.644</u>	16.828 <u>46.472</u>	34.852 1:21.324	254,2	35.569 1:56.893
12		29.753 29.753	<u>16.738</u> 46.491	<u>34.545</u> <u>1:21.036</u>	253	-----

Mejor Sectores	FL - IP1	IP1 - IP2	IP2 - IP3	IP3 - FL
	29.644	16.738	34.545	35.525



Jerez - 4423 m



37


CIRCUITO DE JEREZ - WSBK TEST

Thursday, January 23rd 2025

INDIVIDUAL ANALYSIS

37.- Markus REITERBERGER - BMW Motorrad Test Team

Lap	Time	IP1	IP2	IP3	VMax	FL
1	10:51:07	38.070 38.070	18.909 56.979	41.346 1:38.325	235,1	14:40.516 PIT EXIT
2	10:53:16	35.839 35.839	17.487 53.326	37.626 1:30.952	248,6	38.523 2:09.475
3	10:55:16	30.995 30.995	16.918 47.913	36.028 1:23.941	252,2	36.098 2:00.039
4	10:57:14	29.776 29.776	16.844 46.620	35.072 1:21.692	251	35.909 1:57.601
5	10:59:12	29.864 29.864	16.894 46.758	35.050 1:21.808	251,9	36.010 1:57.818
6	11:01:17	31.340 31.340	17.927 49.267	39.192 1:28.459	227,5	37.185 2:05.644
7	11:03:15	29.786 29.786	16.724 46.510	35.213 1:21.723	252,9	36.098 1:57.821
8	11:05:13	29.655 29.655	16.897 46.552	35.215 1:21.767	251,2	36.086 1:57.853
9	11:07:11	29.707 29.707	16.875 46.582	35.046 1:21.628	251,1	36.305 1:57.933
10	11:09:15	30.911 30.911	17.375 48.286	37.906 1:26.192	241,7	37.966 2:04.158
11	11:47:31	32.463 32.463	18.555 51.018	38.900 1:29.918	237,2	36:46.459 PIT EXIT
12	11:49:37	36.130 36.130	17.481 53.611	36.159 1:29.770	244,6	36.076 2:05.846
13	11:51:34	29.530 29.530	16.850 46.380	34.729 1:21.109	249,5	35.553 1:56.662
14	11:53:31	29.230 29.230	16.751 45.981	34.707 1:20.688	252,4	35.860 1:56.548
15	12:07:21	33.987 33.987	17.879 51.866	38.257 1:30.123	241,8	12:20.829 PIT EXIT
16	12:09:41	47.033 47.033	18.027 1:05.060	37.231 1:42.291	242,2	37.056 2:19.347
17	12:11:40	29.763 29.763	17.062 46.825	35.128 1:21.953	246,4	36.917 1:58.870
18	12:13:47	38.444 38.444	17.547 55.991	35.477 1:31.468	245,8	36.337 2:07.805
19	12:15:45	29.712 29.712	16.926 46.638	34.726 1:21.364	248,2	36.247 1:57.611
20	12:17:43	29.577 29.577	17.012 46.589	34.769 1:21.358	247,4	36.159 1:57.517
21	12:19:41	29.727 29.727	17.070 46.797	35.126 1:21.923	246,1	36.383 1:58.306
22	13:49:17	29.634 29.634	17.109 46.743	42.274 1:29.017	246	1:28:07.098 PIT EXIT
23	13:51:24	35.282 35.282	17.742 53.024	37.027 1:30.051	243,2	36.608 2:06.659



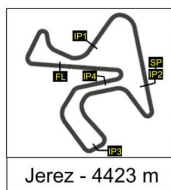
Jerez - 4423 m



37

CIRCUITO DE JEREZ - WSBK TEST
Thursday, January 23rd 2025
INDIVIDUAL ANALYSIS
37.- Markus REITERBERGER - BMW Motorrad Test Team

Lap	Time	IP1	IP2	IP3	VMax	FL
24	13:53:23	29.524 29.524	16.823 46.347	36.110 1:22.457	248	37.115 1:59.572
25	13:55:34	30.604 30.604	17.246 47.850	42.462 1:30.312	246,1	40.179 2:10.491
26	13:57:40	32.531 32.531	18.055 50.586	37.886 1:28.472	241,2	37.314 2:05.786
27	14:17:16	30.397 30.397	18.122 48.519	37.643 1:26.162	240,1	18:10.253 PIT EXIT
28	14:19:20	34.336 34.336	17.275 51.611	36.052 1:27.663	243,2	36.166 2:03.829
29	14:21:17	29.514 29.514	16.804 46.318	35.182 1:21.500	248,7	35.873 1:57.373
30	14:23:14	29.405 29.405	16.754 46.159	34.799 1:20.958	249,3	35.700 1:56.658
31	14:25:10	29.210 29.210	16.831 46.041	34.532 1:20.573	248,6	35.711 1:56.284
32	14:27:06	29.266 29.266	16.719 45.985	34.691 1:20.676	249,3	35.687 1:56.363
33	14:29:02	28.958 28.958	16.946 45.904	34.487 1:20.391	247	35.500 1:55.891
34	14:31:08	33.527 33.527	18.193 51.720	37.810 1:29.530	236,5	36.153 2:05.683
35	14:33:05	29.322 29.322	16.907 46.229	34.541 1:20.770	247,9	35.765 1:56.535
36	14:35:01	29.319 29.319	16.810 46.129	34.648 1:20.777	248,2	36.044 1:56.821
37	14:52:16	34.984 34.984	17.904 52.888	39.502 1:32.390	238,5	15:42.230 PIT EXIT
38	14:54:21	35.023 35.023	17.452 52.475	36.780 1:29.255	248,4	36.124 2:05.379
39	14:56:18	29.720 29.720	16.659 46.379	34.978 1:21.357	252,1	35.436 1:56.793
40	14:58:14	29.065 29.065	16.548 45.613	34.487 1:20.100	254,1	35.297 1:55.397
41	15:00:09	29.224 29.224	16.624 45.848	34.558 1:20.406	252,4	35.450 1:55.856
42	15:02:05	28.992 28.992	16.625 45.617	34.320 1:19.937	252,8	35.391 1:55.328
43	15:04:09	32.435 32.435	19.847 52.282	36.718 1:29.000	187,3	35.465 2:04.465
44	15:06:05	29.347 29.347	16.754 46.101	34.550 1:20.651	251,2	35.450 1:56.101
45	15:08:01	28.953 28.953	16.672 45.625	34.465 1:20.090	251,6	35.306 1:55.396
46	15:09:56	28.923 28.923	16.719 45.642	34.437 1:20.079	251,7	35.142 1:55.221




Jerez - 4423 m



37

CIRCUITO DE JEREZ - WSBK TEST
Thursday, January 23rd 2025
INDIVIDUAL ANALYSIS
37.- Markus REITERBERGER - BMW Motorrad Test Team

Lap	Time	IP1	IP2	IP3	VMax	FL
47	15:11:51	<u>28.851</u> <u>28.851</u>	16.637 <u>45.488</u>	34.498 1:19.986	252	35.475 1:55.461
48	15:13:47	29.011 29.011	16.606 45.617	34.614 1:20.231	251,3	35.545 1:55.776
49	15:16:01	35.723 35.723	19.245 54.968	41.141 1:36.109	223,4	38.182 2:14.291
50	15:17:57	29.197 29.197	16.748 45.945	34.588 1:20.533	250,6	35.294 1:55.827
51	15:19:53	28.984 28.984	16.671 45.655	34.445 1:20.100	252,3	35.415 1:55.515
52	15:21:56	32.400 32.400	17.294 49.694	37.632 1:27.326	245,1	35.846 2:03.172
53	15:23:53	29.205 29.205	16.817 46.022	35.061 1:21.083	248,2	35.531 1:56.614
54	15:25:49	29.174 29.174	16.739 45.913	34.745 1:20.658	252,3	35.471 1:56.129
55	15:27:45	28.986 28.986	16.754 45.740	34.510 1:20.250	252,2	35.620 1:55.870
56	16:34:59	33.157 33.157	17.091 50.248	37.627 1:27.875	252,7	1:05:46.798 PIT EXIT
57	16:37:09	40.359 40.359	17.505 57.864	35.900 1:33.764	246,5	36.024 2:09.788
58	16:39:07	29.191 29.191	16.847 46.038	35.541 1:21.579	252	35.958 1:57.537
59	16:41:05	29.455 29.455	17.090 46.545	35.378 1:21.923	248	36.038 1:57.961
60	16:43:02	29.221 29.221	16.791 46.012	35.072 1:21.084	252,1	35.990 1:57.074
61	16:44:59	29.224 29.224	16.922 46.146	34.957 1:21.103	250,1	36.035 1:57.138
62	16:46:57	29.543 29.543	17.068 46.611	35.405 1:22.016	249	36.328 1:58.344
63	16:48:55	29.678 29.678	16.925 46.603	35.627 1:22.230	248,7	36.113 1:58.343
64	16:50:54	29.690 29.690	17.195 46.885	35.527 1:22.412	246,7	36.429 1:58.841
65	16:52:53	29.674 29.674	17.214 46.888	35.432 1:22.320	249,7	36.158 1:58.478
66	17:17:34	33.420 33.420	18.176 51.596	37.988 1:29.584	243,9	23:11.282 PIT EXIT
67	17:19:42	35.177 35.177	18.519 53.696	38.494 1:32.190	242,9	36.434 2:08.624
68	17:21:40	29.709 29.709	16.952 46.661	35.364 1:22.025	249,2	35.800 1:57.825
69	17:23:36	<u>28.851</u> <u>28.851</u>	16.841 45.692	34.717 1:20.409	252,8	35.633 1:56.042



Jerez - 4423 m




37

CIRCUITO DE JEREZ - WSBK TEST
Thursday, January 23rd 2025
INDIVIDUAL ANALYSIS
37.- Markus REITERBERGER - BMW Motorrad Test Team

Lap	Time	IP1	IP2	IP3	VMax	FL
70	17:25:32	28.881 28.881	16.764 45.645	34.689 1:20.334	253,6	35.692 1:56.026
71	17:27:38	33.081 33.081	18.552 51.633	37.914 1:29.547	240,8	36.678 2:06.225
72	17:29:36	29.292 29.292	16.990 46.282	35.322 1:21.604	249,1	36.090 1:57.694
73	17:31:34	29.353 29.353	17.078 46.431	35.417 1:21.848	249,4	36.113 1:57.961
74	17:33:32	29.355 29.355	17.130 46.485	35.422 1:21.907	249,5	36.333 1:58.240
75	17:35:31	29.749 29.749	17.163 46.912	35.640 1:22.552	249,1	35.976 1:58.528
76	17:37:28	29.224 29.224	17.079 46.303	35.182 1:21.485	249,7	35.775 1:57.260
77	17:39:25	28.972 28.972	17.091 46.063	35.181 1:21.244	250,2	35.905 1:57.149
78	17:49:59	32.046 32.046	18.460 50.506	38.520 1:29.026	234,3	9:05.119 PIT EXIT
79	17:52:10	41.442 41.442	17.519 58.961	35.779 1:34.740	246,4	36.186 2:10.926
80	17:54:08	29.281 29.281	16.860 46.141	35.184 1:21.325	254,1	36.050 1:57.375
81	17:56:09	31.444 31.444	19.047 50.491	35.101 1:25.592	250,8	35.712 2:01.304
82	17:58:07	29.103 29.103	17.014 46.117	35.663 1:21.780	250	36.371 1:58.151
83	18:00:05	29.329 29.329	17.066 46.395	35.228 1:21.623	252,3	36.123 1:57.746
84		29.303 29.303	16.986 46.289	35.668 1:21.957	251,3	-----

Mejor Sectores	FL - IP1	IP1 - IP2	IP2 - IP3	IP3 - FL
	28.851	16.548	34.320	35.142



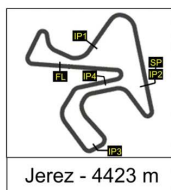
Jerez - 4423 m



50

CIRCUITO DE JEREZ - WSBK TEST
Thursday, January 23rd 2025
INDIVIDUAL ANALYSIS
50.- Sylvain GUINTOLI - BMW Motorrad Test Team

Lap	Time	IP1	IP2	IP3	VMax	FL
1	10:52:36	36.809 36.809	17.782 54.591	38.167 1:32.758	249,2	6:34.219 PIT EXIT
2	10:54:43	34.374 34.374	17.350 51.724	37.866 1:29.590	253,5	37.673 2:07.263
3	10:56:47	32.818 32.818	17.338 50.156	36.590 1:26.746	253,7	37.289 2:04.035
4	10:58:49	31.291 31.291	17.306 48.597	36.297 1:24.894	253,8	36.813 2:01.707
5	11:00:49	30.791 30.791	17.323 48.114	35.865 1:23.979	253,3	36.342 2:00.321
6	11:02:49	30.105 30.105	17.047 47.152	35.633 1:22.785	253,3	36.450 1:59.235
7	11:04:48	30.174 30.174	17.224 47.398	35.598 1:22.996	251,5	36.367 1:59.363
8	11:36:04	30.959 30.959	17.370 48.329	37.038 1:25.367	254,6	29:50.780 PIT EXIT
9	11:38:13	35.412 35.412	17.675 53.087	39.185 1:32.272	241,5	37.022 2:09.294
10	11:40:15	31.002 31.002	17.073 48.075	36.752 1:24.827	254,7	36.612 2:01.439
11	11:42:14	30.083 30.083	16.974 47.057	35.774 1:22.831	256,3	35.981 1:58.812
12	11:44:11	29.943 29.943	16.930 46.873	35.215 1:22.088	256,4	35.634 1:57.721
13	11:46:10	29.923 29.923	16.963 46.886	35.281 1:22.167	256,6	35.909 1:58.076
14	11:48:07	29.841 29.841	16.893 46.734	34.986 1:21.720	255,8	35.532 1:57.252
15	11:50:04	29.469 29.469	16.982 46.451	34.933 1:21.384	255,7	35.540 1:56.924
16	11:52:01	29.811 29.811	16.922 46.733	35.160 1:21.893	255,4	35.918 1:57.811
17	12:02:39	29.512 29.512	16.792 46.304	34.845 1:21.149	254,9	9:16.446 PIT EXIT
18	12:05:12	59.938 59.938	17.544 1:17.482	36.973 1:54.455	253,6	38.309 2:32.764
19	12:07:12	31.585 31.585	17.047 48.632	35.408 1:24.040	253,5	36.404 2:00.444
20	12:09:10	29.759 29.759	16.905 46.664	34.951 1:21.615	254,5	36.124 1:57.739
21	12:11:07	29.448 29.448	16.850 46.298	34.606 1:20.904	255,6	35.656 1:56.560
22	12:13:03	29.221 29.221	16.693 45.914	34.526 1:20.440	255,2	35.493 1:55.933
23	12:14:58	29.228 29.228	16.661 45.889	34.453 1:20.342	257	35.569 1:55.911



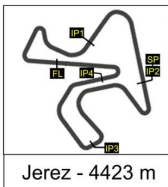
Jerez - 4423 m



50

CIRCUITO DE JEREZ - WSBK TEST
Thursday, January 23rd 2025
INDIVIDUAL ANALYSIS
50.- Sylvain GUINTOLI - BMW Motorrad Test Team

Lap	Time	IP1	IP2	IP3	VMax	FL
24	12:16:55	29.136 29.136	16.760 45.896	34.707 1:20.603	255,2	35.639 1:56.242
25	12:18:51	29.141 29.141	16.806 45.947	34.651 1:20.598	256,6	35.585 1:56.183
26	13:48:38	29.494 29.494	17.079 46.573	38.114 1:24.687	250,3	1:28:22.462 PIT EXIT
27	13:50:47	35.384 35.384	17.383 52.767	38.979 1:31.746	249,5	37.563 2:09.309
28	13:52:50	30.804 30.804	17.076 47.880	37.270 1:25.150	255,4	37.962 2:03.112
29	14:08:09	31.310 31.310	17.383 48.693	42.401 1:31.094	245,6	13:47.576 PIT EXIT
30	14:10:17	35.627 35.627	17.491 53.118	37.190 1:30.308	255,3	37.192 2:07.500
31	14:12:18	31.085 31.085	17.022 48.107	36.297 1:24.404	256	36.716 2:01.120
32	14:14:17	30.432 30.432	16.933 47.365	35.915 1:23.280	256,6	36.349 1:59.629
33	14:16:16	30.434 30.434	16.949 47.383	35.247 1:22.630	254,1	36.067 1:58.697
34	14:18:15	29.994 29.994	16.875 46.869	35.562 1:22.431	255,2	36.394 1:58.825
35	14:20:13	30.111 30.111	16.728 46.839	35.293 1:22.132	256	35.638 1:57.770
36	14:22:09	29.414 29.414	16.716 46.130	34.928 1:21.058	256,1	35.516 1:56.574
37	14:24:06	29.341 29.341	16.738 46.079	34.889 1:20.968	255,3	35.528 1:56.496
38	14:26:02	29.266 29.266	16.631 45.897	34.713 1:20.610	258,7	35.469 1:56.079
39	14:27:58	29.220 29.220	16.704 45.924	34.555 1:20.479	255,6	35.341 1:55.820
40	14:29:54	29.222 29.222	16.873 46.095	34.535 1:20.630	253,9	35.366 1:55.996
41	14:31:49	29.159 29.159	16.711 45.870	34.654 1:20.524	256,3	35.323 1:55.847
42	14:33:45	29.080 29.080	16.675 45.755	34.579 1:20.334	256,2	35.500 1:55.834
43	14:35:44	29.538 29.538	16.952 46.490	35.271 1:21.761	255	36.606 1:58.367
44	14:37:42	30.061 30.061	17.174 47.235	35.357 1:22.592	255,3	35.723 1:58.315
45	14:39:38	29.134 29.134	16.879 46.013	34.584 1:20.597	253,9	35.443 1:56.040
46	14:41:35	29.230 29.230	16.786 46.016	34.821 1:20.837	255,9	35.707 1:56.544




Jerez - 4423 m



50

CIRCUITO DE JEREZ - WSBK TEST
Thursday, January 23rd 2025
INDIVIDUAL ANALYSIS
50.- Sylvain GUINTOLI - BMW Motorrad Test Team

Lap	Time	IP1	IP2	IP3	VMax	FL
47	14:43:31	29.348 29.348	16.672 46.020	34.507 1:20.527	257,6	35.677 1:56.204
48	14:45:27	29.125 29.125	16.696 45.821	34.466 1:20.287	257,1	35.481 1:55.768
49	14:47:22	28.887 28.887	16.654 45.541	34.385 1:19.926	256,9	35.171 1:55.097
50	15:31:01	30.180 30.180	17.082 47.262	35.809 1:23.071	256,3	42:16.194 PIT EXIT
51	15:33:05	34.157 34.157	17.307 51.464	36.583 1:28.047	253,2	36.340 2:04.387
52	15:35:02	29.600 29.600	16.804 46.404	34.921 1:21.325	255,4	35.473 1:56.798
53	15:36:58	29.249 29.249	16.616 45.865	34.698 1:20.563	257	35.219 1:55.782
54	15:38:53	29.208 29.208	16.577 45.785	34.683 1:20.468	258,2	35.151 1:55.619
55	15:40:49	28.947 28.947	16.577 45.524	34.618 1:20.142	256,3	35.495 1:55.637
56	15:42:44	28.979 28.979	16.543 45.522	34.467 1:19.989	256,5	35.142 1:55.131
57	15:44:39	28.805 28.805	16.469 45.274	34.530 1:19.804	257,4	35.164 1:54.968
58	15:46:34	28.888 28.888	16.489 45.377	34.472 1:19.849	256	35.147 1:54.996
59	15:48:30	29.037 29.037	16.562 45.599	34.623 1:20.222	256,3	35.370 1:55.592
60	15:50:27	28.983 28.983	16.537 45.520	36.002 1:21.522	257,3	36.098 1:57.620
61	15:52:24	29.073 29.073	16.586 45.659	34.575 1:20.234	257,6	36.075 1:56.309
62	15:54:19	29.026 29.026	16.565 45.591	34.767 1:20.358	257,9	35.402 1:55.760
63	15:56:15	29.027 29.027	16.603 45.630	34.580 1:20.210	256,8	35.284 1:55.494
64	15:58:11	28.992 28.992	16.699 45.691	34.398 1:20.089	257,4	35.681 1:55.770
65	16:00:07	29.009 29.009	16.575 45.584	34.589 1:20.173	256,1	35.803 1:55.976
66	16:02:03	29.115 29.115	16.645 45.760	34.678 1:20.438	257,3	35.563 1:56.001
67	16:03:59	29.192 29.192	16.650 45.842	34.554 1:20.396	257,3	35.725 1:56.121
68	16:06:04	30.775 30.775	18.297 49.072	38.053 1:27.125	243	38.213 2:05.338
69	16:07:60	29.098 29.098	16.587 45.685	34.666 1:20.351	256,6	35.239 1:55.590



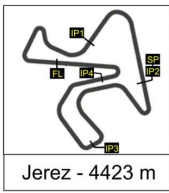
Jerez - 4423 m



50

CIRCUITO DE JEREZ - WSBK TEST
Thursday, January 23rd 2025
INDIVIDUAL ANALYSIS
50.- Sylvain GUINTOLI - BMW Motorrad Test Team

Lap	Time	IP1	IP2	IP3	VMax	FL
70	16:09:56	29.137 29.137	16.562 45.699	34.606 1:20.305	259,5	35.476 1:55.781
71	16:35:24	29.264 29.264	16.891 46.155	35.094 1:21.249	255,1	24:07.625 PIT EXIT
72	16:37:27	33.262 33.262	17.277 50.539	35.663 1:26.202	254,7	36.641 2:02.843
73	16:39:24	29.601 29.601	16.687 46.288	34.689 1:20.977	257,8	35.650 1:56.627
74	16:41:20	29.304 29.304	16.708 46.012	34.791 1:20.803	256,6	35.601 1:56.404
75	17:09:46	29.408 29.408	16.687 46.095	35.150 1:21.245	258,5	27:04.331 PIT EXIT
76	17:11:51	33.673 33.673	17.820 51.493	37.068 1:28.561	247,6	36.699 2:05.260
77	17:13:50	30.180 30.180	17.044 47.224	35.654 1:22.878	254,9	35.936 1:58.814
78	17:15:47	29.356 29.356	16.761 46.117	35.157 1:21.274	257,3	35.492 1:56.766
79	17:17:43	29.286 29.286	16.884 46.170	34.995 1:21.165	257,6	35.546 1:56.711
80	17:19:39	29.082 29.082	16.817 45.899	35.049 1:20.948	257,4	35.051 1:55.999
81	17:21:35	29.273 29.273	16.633 45.906	34.666 1:20.572	257	35.360 1:55.932
82	17:23:31	29.039 29.039	16.568 45.607	34.671 1:20.278	258,2	35.178 1:55.456
83	17:25:26	28.855 28.855	16.557 45.412	34.547 1:19.959	259,3	35.323 1:55.282
84	17:27:22	28.937 28.937	16.680 45.617	34.695 1:20.312	258,6	35.317 1:55.629
85	17:29:19	29.007 29.007	16.658 45.665	35.767 1:21.432	258,2	36.116 1:57.548
86	17:31:15	28.953 28.953	16.553 45.506	34.714 1:20.220	258,3	35.521 1:55.741
87	17:50:07	31.906 31.906	19.891 51.797	38.417 1:30.214	240,2	17:21.880 PIT EXIT
88	17:52:11	33.831 33.831	17.456 51.287	35.979 1:27.266	249,1	36.147 2:03.413
89	17:54:08	29.246 29.246	17.827 47.073	34.724 1:21.797	257	35.519 1:57.316
90	17:56:09	31.050 31.050	19.468 50.518	35.100 1:25.618	251,3	35.699 2:01.317
91	17:58:06	29.281 29.281	16.637 45.918	35.634 1:21.552	256,7	35.583 1:57.135
92	18:00:05	29.006 29.006	17.326 46.332	35.315 1:21.647	241,4	36.963 1:58.610

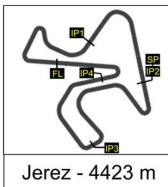


50

CIRCUITO DE JEREZ - WSBK TEST
Thursday, January 23rd 2025
INDIVIDUAL ANALYSIS
50.- Sylvain GUINTOLI - BMW Motorrad Test Team

Lap	Time	IP1	IP2	IP3	VMax	FL
93		29.574 29.574	16.695 46.269	35.861 1:22.130	260,5	-----

Mejor Sectores	FL - IP1	IP1 - IP2	IP2 - IP3	IP3 - FL
	28.805	16.469	34.385	35.051



Jerez - 4423 m




55

CIRCUITO DE JEREZ - WSBK TEST
Thursday, January 23rd 2025
INDIVIDUAL ANALYSIS
55.- Andrea LOCATELLI - Pata Maxus Yamaha

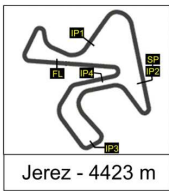
Lap	Time	IP1	IP2	IP3	VMax	FL
1	12:09:46	32.796 32.796	17.342 50.138	36.222 1:26.360	250,1	36.503 2:02.863
2	12:11:44	30.030 30.030	16.996 47.026	35.320 1:22.346	253	35.816 1:58.162
3	12:13:40	29.588 29.588	16.840 46.428	34.901 1:21.329	254	35.484 1:56.813
4	12:15:36	29.206 29.206	16.742 45.948	34.644 1:20.592	253,3	35.378 1:55.970
5	12:17:33	29.173 29.173	16.663 45.836	34.807 1:20.643	256,5	35.422 1:56.065
6	12:37:44	31.324 31.324	16.854 48.178	34.910 1:23.088	250,9	18:48.814 PIT EXIT
7	12:39:53	36.898 36.898	17.921 54.819	37.574 1:32.393	228,7	36.141 2:08.534
8	12:41:50	29.313 29.313	16.896 46.209	35.020 1:21.229	253,6	35.528 1:56.757
9	12:43:49	29.191 29.191	16.706 45.897	34.377 1:20.274	255,1	38.524 1:58.798
10	13:11:51	30.956 30.956	17.267 48.223	35.812 1:24.035	246,4	26:38.475 PIT EXIT
11	13:13:52	32.422 32.422	17.197 49.619	35.673 1:25.292	250,9	35.913 2:01.205
12	13:15:49	29.538 29.538	16.839 46.377	35.054 1:21.431	254,2	35.716 1:57.147
13	13:17:45	29.108 29.108	16.690 45.798	34.458 1:20.256	253,2	35.224 1:55.480
14	13:44:02	29.390 29.390	16.928 46.318	35.575 1:21.893	247,9	24:55.052 PIT EXIT
15	13:46:06	35.585 35.585	17.335 52.920	35.423 1:28.343	248	35.836 2:04.179
16	13:48:02	29.493 29.493	16.863 46.356	34.639 1:20.995	252,5	35.413 1:56.408
17	13:49:58	29.111 29.111	16.743 45.854	34.464 1:20.318	253,3	35.111 1:55.429
18		29.288 29.288	16.766 46.054	35.019 1:21.073	253,5	-----

Mejor Sectores	FL - IP1	IP1 - IP2	IP2 - IP3	IP3 - FL
	29.108	16.663	34.377	35.111



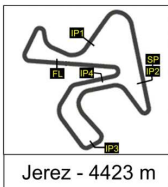
CIRCUITO DE JEREZ - WSBK TEST
Thursday, January 23rd 2025
INDIVIDUAL ANALYSIS
65.- Jonathan REA - Pata Maxus Yamaha

Lap	Time	IP1	IP2	IP3	VMax	FL
1	12:13:44	38.780 38.780	16.856 55.636	35.440 1:31.076	251,3	35.744 2:06.820
2	12:15:39	29.259 29.259	16.778 46.037	34.287 1:20.324	252	35.137 1:55.461
3	12:17:34	28.898 28.898	16.668 45.566	34.044 1:19.610	252,6	35.109 1:54.719
4	15:20:51	29.695 29.695	16.887 46.582	34.636 1:21.218	250,4	3:01:56.237 PIT EXIT
5	15:22:55	36.687 36.687	16.730 53.417	34.492 1:27.909	249,9	35.522 2:03.431
6	15:24:49	28.833 28.833	16.549 45.382	<u>33.690</u> 1:19.072	251,3	<u>34.729</u> 1:53.801
7	15:26:43	29.224 29.224	16.509 45.733	33.915 1:19.648	251,4	35.136 1:54.784
8	15:38:27	32.544 32.544	16.849 49.393	36.057 1:25.450	249,6	10:18.554 PIT EXIT
9	15:40:25	31.719 31.719	16.734 48.453	34.373 1:22.826	248,6	35.089 1:57.915
10	15:42:19	<u>28.407</u> <u>28.407</u>	<u>16.467</u> <u>44.874</u>	33.793 <u>1:18.667</u>	250,6	34.969 1:53.636
11	16:06:29	28.639 28.639	17.239 45.878	35.989 1:21.867	242,6	22:48.592 PIT EXIT
12	16:08:29	31.796 31.796	16.988 48.784	34.845 1:23.629	248,4	35.774 1:59.403
13	16:10:25	28.878 28.878	16.764 45.642	34.543 1:20.185	249,9	35.678 1:55.863
14	16:25:13	29.269 29.269	16.828 46.097	35.638 1:21.735	250,7	13:26.746 PIT EXIT
15	16:27:14	32.630 32.630	16.917 49.547	35.044 1:24.591	249,4	35.849 2:00.440
16	16:29:09	28.922 28.922	16.811 45.733	34.487 1:20.220	250,5	35.249 1:55.469
17	16:35:34	30.028 30.028	17.400 47.428	34.643 1:22.071	250,3	5:02.677 PIT EXIT
18	16:37:33	31.868 31.868	16.931 48.799	35.002 1:23.801	250,2	35.876 1:59.677
19	16:39:29	28.880 28.880	16.768 45.648	34.535 1:20.183	250,8	35.540 1:55.723
20	16:42:05	30.282 30.282	17.223 47.505	34.971 1:22.476	248,4	1:13.628 PIT EXIT
21		31.578 31.578	16.806 48.384	34.747 1:23.131	249,3	-----



CIRCUITO DE JEREZ - WSBK TEST
Thursday, January 23rd 2025
INDIVIDUAL ANALYSIS
65.- Jonathan REA - Pata Maxus Yamaha

Lap	Time	IP1	IP2	IP3	VMax	FL
Mejor Sectores	FL - IP1	IP1 - IP2	IP2 - IP3	IP3 - FL		
	28.407	16.467	33.690	34.729		



Jerez - 4423 m

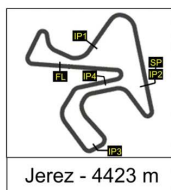


66

CIRCUITO DE JEREZ - WSBK TEST
Thursday, January 23rd 2025
INDIVIDUAL ANALYSIS
66.- Florian ALT - Honda Germany

Lap	Time	IP1	IP2	IP3	VMax	FL
1	12:50:27	40.794 40.794	18.998 59.792	40.438 1:40.230	240,3	6:58.346 PIT EXIT
2	13:10:46	38.602 38.602	18.613 57.215	43.364 1:40.579	240,5	18:38.421 PIT EXIT
3	13:13:06	41.137 41.137	19.087 1:00.224	40.665 1:40.889	234,1	39.063 2:19.952
4	13:15:11	32.243 32.243	17.624 49.867	37.639 1:27.506	249,2	37.342 2:04.848
5	13:17:12	31.074 31.074	17.342 48.416	36.467 1:24.883	253,2	36.465 2:01.348
6	13:19:12	30.229 30.229	16.911 47.140	36.616 1:23.756	254	36.574 2:00.330
7	15:10:47	31.172 31.172	17.580 48.752	38.818 1:27.570	250,8	1:50:07.294 PIT EXIT
8	15:13:05	38.074 38.074	18.459 56.533	39.428 1:35.961	247,3	42.108 2:18.069
9	15:15:06	31.068 31.068	17.248 48.316	36.422 1:24.738	254	35.847 2:00.585
10	15:17:04	29.855 29.855	16.876 46.731	35.624 1:22.355	251,9	35.679 1:58.034
11	15:19:01	29.493 29.493	16.815 46.308	35.304 1:21.612	253,7	35.537 1:57.149
12	15:47:43	31.558 31.558	16.826 48.384	36.749 1:25.133	254,8	27:17.243 PIT EXIT
13	15:49:54	38.070 38.070	18.225 56.295	37.797 1:34.092	245,2	36.441 2:10.533
14	15:51:52	30.015 30.015	16.886 46.901	35.499 1:22.400	255,2	35.473 1:57.873
15	15:53:48	29.288 29.288	16.680 45.968	35.080 1:21.048	253,5	35.426 1:56.474
16	15:55:44	29.268 29.268	16.696 45.964	34.800 1:20.764	253,9	35.271 1:56.035
17	15:57:40	<u>29.152</u> <u>29.152</u>	<u>16.662</u> <u>45.814</u>	<u>34.746</u> <u>1:20.560</u>	252,6	35.334 1:55.894
18		31.353 31.353	17.485 48.838	37.000 1:25.838	238,5	-----

Mejor Sectores	FL - IP1	IP1 - IP2	IP2 - IP3	IP3 - FL
	29.152	16.662	34.746	35.271



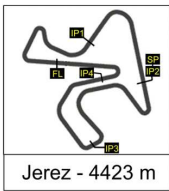
Jerez - 4423 m



97

CIRCUITO DE JEREZ - WSBK TEST
Thursday, January 23rd 2025
INDIVIDUAL ANALYSIS
97.- Xavi VIERGE - Team HRC WorldSBK


Lap	Time	IP1	IP2	IP3	VMax	FL
1	12:37:49	35.230 35.230	17.685 52.915	37.852 1:30.767	237,9	36.797 2:07.564
2	12:39:50	30.486 30.486	17.072 47.558	36.357 1:23.915	251,5	36.165 2:00.080
3	12:41:48	29.826 29.826	16.787 46.613	35.907 1:22.520	254,6	35.864 1:58.384
4	12:43:46	29.664 29.664	16.800 46.464	35.334 1:21.798	251,8	35.858 1:57.656
5	14:17:39	31.917 31.917	16.959 48.876	35.789 1:24.665	253,2	1:32:28.560 PIT EXIT
6	14:19:43	34.719 34.719	17.156 51.875	36.361 1:28.236	251,3	36.247 2:04.483
7	14:21:41	29.941 29.941	16.813 46.754	35.355 1:22.109	251,8	35.271 1:57.380
8	14:23:37	29.480 29.480	16.735 46.215	35.058 1:21.273	254,7	35.436 1:56.709
9	14:25:34	29.115 29.115	16.619 45.734	34.956 1:20.690	255,6	35.442 1:56.132
10	14:27:29	28.979 28.979	16.451 45.430	34.678 1:20.108	256,5	35.127 1:55.235
11	14:43:06	28.954 28.954	16.698 45.652	38.362 1:24.014	254,9	14:13.009 PIT EXIT
12	14:45:12	36.134 36.134	17.194 53.328	36.864 1:30.192	250,1	36.493 2:06.685
13	14:47:10	29.770 29.770	16.783 46.553	35.291 1:21.844	253,5	35.464 1:57.308
14	14:49:06	29.466 29.466	16.617 46.083	35.034 1:21.117	254,7	35.271 1:56.388
15	14:51:02	29.048 29.048	16.546 45.594	34.617 1:20.211	256,7	35.232 1:55.443
16	14:52:56	28.916 28.916	16.463 45.379	34.563 1:19.942	257,2	34.801 1:54.743
17	14:54:51	28.905 28.905	16.573 45.478	34.469 1:19.947	254,1	34.880 1:54.827
18	14:56:46	28.895 28.895	16.424 45.319	34.135 1:19.454	257,4	34.918 1:54.372
19	15:15:03	28.972 28.972	16.704 45.676	35.457 1:21.133	254,5	16:56.218 PIT EXIT
20	15:17:07	36.240 36.240	17.003 53.243	35.445 1:28.688	252,9	35.742 2:04.430
21	15:19:03	29.316 29.316	16.547 45.863	34.531 1:20.394	255,6	35.013 1:55.407
22	15:20:57	28.892 28.892	16.468 45.360	34.374 1:19.734	257,9	34.857 1:54.590
23	15:22:52	28.817 28.817	16.503 45.320	34.135 1:19.455	256,7	34.990 1:54.445



CIRCUITO DE JEREZ - WSBK TEST
Thursday, January 23rd 2025
INDIVIDUAL ANALYSIS
97.- Xavi VIERGE - Team HRC WorldSBK


Lap	Time	IP1	IP2	IP3	VMax	FL
24	15:24:46	28.619	16.436	34.002	257,6	<u>34.689</u>
		28.619	45.055	1:19.057		1:53.746
25	15:26:45	28.660	17.052	38.306	210,3	35.388
		28.660	45.712	1:24.018		1:59.406
26	15:28:39	28.575	<u>16.363</u>	34.000	257,3	34.728
		28.575	44.938	1:18.938		1:53.666
27	15:30:32	28.544	16.415	<u>33.963</u>	257,6	34.789
		28.544	44.959	1:18.922		1:53.711
28		<u>28.540</u>	16.386	34.062	257	-----
		28.540	<u>44.926</u>	1:18.988		

Mejor Sectores	FL - IP1	IP1 - IP2	IP2 - IP3	IP3 - FL
		28.540	16.363	33.963



CIRCUITO DE JEREZ - WSBK TEST
Thursday, January 23rd 2025
INDIVIDUAL ANALYSIS
105.- Yari MONTELLA - Barni Spark Racing Team

Lap	Time	IP1	IP2	IP3	VMax	FL
1	11:31:05	41.418 41.418	19.782 1:01.200	41.678 1:42.878	210,8	39.989 2:22.867
2	11:33:13	32.660 32.660	17.546 50.206	39.054 1:29.260	246,8	38.436 2:07.696
3	11:35:17	32.254 32.254	17.459 49.713	37.369 1:27.082	250,1	37.082 2:04.164
4	11:37:17	30.731 30.731	17.016 47.747	36.569 1:24.316	250,1	36.188 2:00.504
5	11:39:16	30.147 30.147	16.722 46.869	35.940 1:22.809	252,8	36.118 1:58.927
6	11:41:14	29.860 29.860	16.572 46.432	35.555 1:21.987	253,8	35.626 1:57.613
7	11:43:10	29.529 29.529	16.711 46.240	35.053 1:21.293	253,2	35.456 1:56.749
8	11:45:07	29.575 29.575	16.675 46.250	34.906 1:21.156	253,3	35.077 1:56.233
9	11:47:03	29.420 29.420	16.587 46.007	34.942 1:20.949	252,3	35.243 1:56.192
10	11:48:58	28.972 28.972	16.520 45.492	34.558 1:20.050	253,5	34.948 1:54.998
11	11:50:54	29.133 29.133	16.410 45.543	35.431 1:20.974	254	34.931 1:55.905
12	11:52:49	28.992 28.992	16.505 45.497	34.452 1:19.949	253,3	35.100 1:55.049
13	14:25:19	28.973 28.973	18.721 47.694	38.638 1:26.332	200,1	2:31:03.363 PIT EXIT
14	14:27:24	35.563 35.563	17.366 52.929	36.593 1:29.522	245,2	36.408 2:05.930
15	14:29:22	29.936 29.936	16.847 46.783	35.492 1:22.275	249,5	35.625 1:57.900
16	14:31:19	29.383 29.383	16.596 45.979	35.162 1:21.141	251,9	35.332 1:56.473
17	14:33:15	29.199 29.199	16.654 45.853	34.579 1:20.432	252,3	35.456 1:55.888
18	14:35:10	29.038 29.038	16.633 45.671	34.791 1:20.462	250,5	35.233 1:55.695
19	14:37:07	29.279 29.279	16.707 45.986	35.475 1:21.461	251,2	35.342 1:56.803
20	14:39:03	29.002 29.002	16.675 45.677	34.714 1:20.391	250,6	35.180 1:55.571
21	14:56:10	31.086 31.086	17.481 48.567	39.438 1:28.005	241,9	15:39.000 PIT EXIT
22	14:58:21	41.444 41.444	17.417 58.861	36.403 1:35.264	244,7	35.690 2:10.954
23	15:00:17	29.351 29.351	16.592 45.943	34.991 1:20.934	253,4	35.157 1:56.091



Jerez - 4423 m




105

CIRCUITO DE JEREZ - WSBK TEST
Thursday, January 23rd 2025
INDIVIDUAL ANALYSIS
105.- Yari MONTELLA - Barni Spark Racing Team

Lap	Time	IP1	IP2	IP3	VMax	FL
24	15:02:12	29.148 29.148	16.540 45.688	34.716 1:20.404	252,8	34.835 1:55.239
25	15:04:07	28.943 28.943	16.509 45.452	34.473 1:19.925	252,6	34.847 1:54.772
26	15:06:01	28.654 28.654	16.451 45.105	34.303 1:19.408	253,1	34.944 1:54.352
27	15:07:55	28.745 28.745	16.400 45.145	34.266 1:19.411	253,2	34.730 1:54.141
28	15:09:49	28.636 28.636	<u>16.396</u> <u>45.032</u>	34.251 1:19.283	252,5	<u>34.695</u> 1:53.978
29	15:11:43	28.659 28.659	16.435 45.094	34.077 1:19.171	253,6	34.839 1:54.010
30	15:13:37	<u>28.616</u> <u>28.616</u>	16.429 45.045	<u>34.076</u> <u>1:19.121</u>	252,2	34.903 1:54.024
31	15:16:03	29.809 29.809	16.690 46.499	34.778 1:21.277	253	1:03.868 PIT EXIT
32	15:18:28	32.683 32.683	17.196 49.879	35.996 1:25.875	246,3	59.728 PIT EXIT
33		33.375 33.375	17.216 50.591	37.023 1:27.614	247,3	-----

Mejor Sectores	FL - IP1	IP1 - IP2	IP2 - IP3	IP3 - FL
	28.616	16.396	34.076	34.695



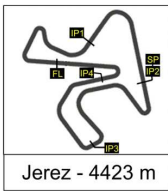
Jerez - 4423 m



145

CIRCUITO DE JEREZ - WSBK TEST
Thursday, January 23rd 2025
INDIVIDUAL ANALYSIS
145.- Scott REDDING - MGM Bonovo Racing


Lap	Time	IP1	IP2	IP3	VMax	FL
1	14:33:32	36.647 36.647	17.956 54.603	38.061 1:32.664	232,5	37.099 2:09.763
2	14:35:31	30.282 30.282	17.073 47.355	35.713 1:23.068	255,9	35.896 1:58.964
3	14:37:28	29.745 29.745	17.102 46.847	35.141 1:21.988	252,6	35.487 1:57.475
4	14:39:25	29.390 29.390	16.873 46.263	34.847 1:21.110	255,5	35.424 1:56.534
5	14:41:22	29.175 29.175	16.773 45.948	34.963 1:20.911	257,9	35.690 1:56.601
6	14:43:18	29.541 29.541	16.837 46.378	34.910 1:21.288	256,9	35.368 1:56.656
7	14:59:23	30.920 30.920	17.104 48.024	36.504 1:24.528	256,9	14:39.782 PIT EXIT
8	15:01:27	33.647 33.647	17.436 51.083	37.430 1:28.513	236,1	35.761 2:04.274
9	15:03:23	29.398 29.398	16.790 46.188	34.755 1:20.943	257,8	35.334 1:56.277
10	15:05:19	29.163 29.163	16.711 45.874	34.534 1:20.408	257,9	35.723 1:56.131
11	15:07:16	30.333 30.333	16.707 47.040	34.588 1:21.628	257,4	35.274 1:56.902
12	15:09:11	29.033 29.033	16.705 45.738	34.312 1:20.050	257	35.037 1:55.087
13	15:11:06	28.910 28.910	16.618 45.528	34.223 1:19.751	257,6	35.142 1:54.893
14	15:13:01	28.890 28.890	16.687 45.577	34.364 1:19.941	258,2	35.107 1:55.048
15	15:14:56	28.915 28.915	16.693 45.608	34.215 1:19.823	257,5	35.098 1:54.921
16	15:35:25	30.302 30.302	16.984 47.286	35.306 1:22.592	256,2	19:06.199 PIT EXIT
17	15:37:27	33.652 33.652	17.281 50.933	35.527 1:26.460	235,5	35.696 2:02.156
18	15:39:23	29.141 29.141	16.775 45.916	34.562 1:20.478	257,5	35.319 1:55.797
19	15:41:19	29.051 29.051	16.758 45.809	34.435 1:20.244	258,2	35.426 1:55.670
20	15:43:14	29.128 29.128	16.695 45.823	34.468 1:20.291	258,8	35.549 1:55.840
21	16:06:40	29.181 29.181	16.760 45.941	35.602 1:21.543	257,6	22:03.882 PIT EXIT
22	16:08:43	34.298 34.298	17.060 51.358	36.441 1:27.799	243,7	35.534 2:03.333
23	16:10:39	28.995 28.995	16.667 45.662	34.514 1:20.176	257,3	35.544 1:55.720



CIRCUITO DE JEREZ - WSBK TEST
Thursday, January 23rd 2025
INDIVIDUAL ANALYSIS
145.- Scott REDDING - MGM Bonovo Racing

Lap	Time	IP1	IP2	IP3	VMax	FL
24	16:12:34	28.897 28.897	16.609 45.506	34.422 1:19.928	258,1	35.312 1:55.240
25	16:29:00	29.218 29.218	16.649 45.867	34.770 1:20.637	256,9	15:05.544 PIT EXIT
26	16:31:02	33.286 33.286	17.147 50.433	35.150 1:25.583	247,2	35.916 2:01.499
27	16:32:59	29.164 29.164	16.925 46.089	35.184 1:21.273	256,5	35.936 1:57.209
28	16:34:56	29.419 29.419	16.818 46.237	35.140 1:21.377	256,3	36.098 1:57.475
29	16:46:12	35.884 35.884	17.316 53.200	36.257 1:29.457	254,1	9:46.059 PIT EXIT
30	16:48:13	32.931 32.931	17.022 49.953	35.110 1:25.063	245,8	35.965 2:01.028
31	16:50:09	29.156 29.156	16.756 45.912	34.802 1:20.714	257,3	35.765 1:56.479
32	16:52:06	29.029 29.029	16.683 45.712	34.781 1:20.493	256,8	35.855 1:56.348
33	16:54:02	29.166 29.166	16.739 45.905	34.669 1:20.574	257,3	35.772 1:56.346
34	17:10:50	29.175 29.175	16.692 45.867	34.940 1:20.807	257,2	15:26.652 PIT EXIT
35	17:12:52	33.165 33.165	17.050 50.215	35.949 1:26.164	243,7	35.970 2:02.134
36	17:14:48	29.113 29.113	16.640 45.753	35.106 1:20.859	257,8	35.689 1:56.548
37	17:16:45	29.045 29.045	16.684 45.729	34.961 1:20.690	257,5	35.787 1:56.477
38	17:19:17	30.363 30.363	17.225 47.588	36.350 1:23.938	253,6	1:08.124 PIT EXIT
39	17:24:57	33.336 33.336	16.991 50.327	36.302 1:26.629	255,8	4:13.077 PIT EXIT
40	17:27:29	32.477 32.477	17.016 49.493	35.803 1:25.296	249,7	1:06.661 PIT EXIT
41	17:30:01	32.317 32.317	16.861 49.178	35.534 1:24.712	256,7	1:08.240 PIT EXIT
42	17:33:01	32.583 32.583	16.707 49.290	35.731 1:25.021	260,4	1:34.881 PIT EXIT
43		32.507 32.507	16.910 49.417	36.254 1:25.671	256,9	-----

Mejor Sectores	FL - IP1	IP1 - IP2	IP2 - IP3	IP3 - FL
	28.890	16.609	34.215	35.037



Jerez - 4423 m



147

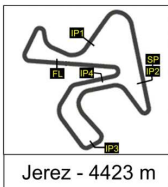
CIRCUITO DE JEREZ - WSBK TEST

Thursday, January 23rd 2025

INDIVIDUAL ANALYSIS

147.- Axel BASSANI - bimota by Kawasaki Racing Team

Lap	Time	IP1	IP2	IP3	VMax	FL
1	11:27:19	36.052 36.052	18.281 54.333	39.057 1:33.390	221,3	37.950 2:11.340
2	11:29:19	31.070 31.070	17.133 48.203	36.412 1:24.615	247,2	36.041 2:00.656
3	11:31:17	29.971 29.971	16.848 46.819	35.608 1:22.427	250,6	35.564 1:57.991
4	11:33:15	29.605 29.605	16.786 46.391	35.775 1:22.166	251,6	35.856 1:58.022
5	11:35:13	30.156 30.156	16.867 47.023	35.270 1:22.293	254,2	35.344 1:57.637
6	11:37:09	29.237 29.237	16.769 46.006	34.755 1:20.761	250,8	35.074 1:55.835
7	11:39:04	28.951 28.951	16.715 45.666	34.730 1:20.396	251,7	<u>34.832</u> 1:55.228
8	11:59:20	30.462 30.462	16.958 47.420	36.162 1:23.582	248,8	18:52.537 PIT EXIT
9	12:01:21	32.437 32.437	17.021 49.458	35.957 1:25.415	247,9	35.846 2:01.261
10	12:03:17	29.177 29.177	16.707 45.884	34.680 1:20.564	252	35.188 1:55.752
11	12:05:13	29.096 29.096	16.705 45.801	34.607 1:20.408	251,6	35.273 1:55.681
12	12:39:26	29.576 29.576	16.916 46.492	35.207 1:21.699	250,3	32:51.059 PIT EXIT
13	12:41:27	33.635 33.635	16.913 50.548	35.858 1:26.406	254,7	35.223 2:01.629
14	14:00:49	28.815 28.815	16.599 45.414	34.391 1:19.805	253,6	1:18:01.665 PIT EXIT
15	14:02:56	36.018 36.018	17.549 53.567	37.017 1:30.584	245,5	36.468 2:07.052
16	14:04:55	29.977 29.977	17.007 46.984	35.984 1:22.968	251,6	36.302 1:59.270
17	14:06:58	30.588 30.588	17.168 47.756	38.818 1:26.574	252,6	36.158 2:02.732
18	14:08:55	29.848 29.848	16.712 46.560	35.167 1:21.727	256,5	35.485 1:57.212
19	14:10:53	29.613 29.613	16.762 46.375	35.762 1:22.137	254,4	35.682 1:57.819
20	14:12:52	30.318 30.318	17.072 47.390	35.755 1:23.145	249,3	35.942 1:59.087
21	14:14:49	29.680 29.680	16.681 46.361	35.125 1:21.486	252,9	35.588 1:57.074
22	14:29:17	32.817 32.817	17.978 50.795	37.242 1:28.037	242,8	12:59.688 PIT EXIT
23	14:31:23	37.350 37.350	17.115 54.465	35.592 1:30.057	248,2	35.849 2:05.906



Jerez - 4423 m



147

CIRCUITO DE JEREZ - WSBK TEST

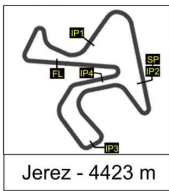
Thursday, January 23rd 2025

INDIVIDUAL ANALYSIS

147.- Axel BASSANI - bimota by Kawasaki Racing Team

Lap	Time	IP1	IP2	IP3	VMax	FL
24	14:33:19	29.310 29.310	16.749 46.059	34.918 1:20.977	254,5	35.477 1:56.454
25	14:35:16	29.360 29.360	16.874 46.234	35.443 1:21.677	251,7	35.646 1:57.323
26	14:46:47	32.221 32.221	17.756 49.977	36.510 1:26.487	244,2	10:04.264 PIT EXIT
27	14:48:48	33.396 33.396	16.775 50.171	35.312 1:25.483	250,6	35.414 2:00.897
28	14:50:43	29.001 29.001	16.576 45.577	34.754 1:20.331	255,3	35.104 1:55.435
29	14:52:38	28.871 28.871	<u>16.562</u> 45.433	34.471 1:19.904	254,7	35.024 1:54.928
30	14:54:34	28.943 28.943	16.711 45.654	34.586 1:20.240	251,5	35.158 1:55.398
31	15:10:30	30.919 30.919	17.350 48.269	35.628 1:23.897	249,5	14:31.926 PIT EXIT
32	15:12:32	33.752 33.752	17.161 50.913	35.716 1:26.629	251,4	35.646 2:02.275
33	15:14:27	29.209 29.209	16.571 45.780	34.702 1:20.482	255,6	34.969 1:55.451
34	15:16:22	28.897 28.897	16.605 45.502	34.514 1:20.016	253,2	34.908 1:54.924
35	15:18:17	28.767 28.767	16.591 45.358	<u>34.171</u> <u>1:19.529</u>	255,1	34.897 1:54.426
36	15:20:11	<u>28.753</u> <u>28.753</u>	16.598 <u>45.351</u>	34.418 1:19.769	255,5	35.031 1:54.800
37		31.448 31.448	17.628 49.076	36.760 1:25.836	250,6	-----

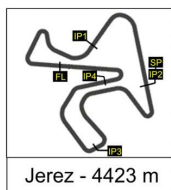
Mejor Sectores	FL - IP1	IP1 - IP2	IP2 - IP3	IP3 - FL
	28.753	16.562	34.171	34.832



CIRCUITO DE JEREZ - WSBK TEST
Thursday, January 23rd 2025
INDIVIDUAL ANALYSIS
155.- Andrea LOCATELLI - Pata Maxus Yamaha

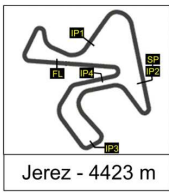
Lap	Time	IP1	IP2	IP3	VMax	FL
1	11:06:59	33.674 33.674	17.437 51.111	37.079 1:28.190	250,1	37.198 2:05.388
2	11:08:58	<u>30.301</u> <u>30.301</u>	<u>17.084</u> <u>47.385</u>	<u>35.652</u> <u>1:23.037</u>	250,9	<u>36.176</u> <u>1:59.213</u>
3						-----

Mejor Sectores	FL - IP1	IP1 - IP2	IP2 - IP3	IP3 - FL
	30.301	17.084	35.652	36.176



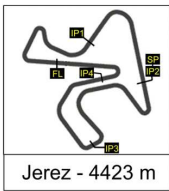
CIRCUITO DE JEREZ - WSBK TEST
Thursday, January 23rd 2025
INDIVIDUAL ANALYSIS
165.- Jonathan REA - Pata Maxus Yamaha

Lap	Time	IP1	IP2	IP3	VMax	FL
1	11:21:35	36.509 36.509	18.041 54.550	39.754 1:34.304	248,3	39.639 2:13.943
2	11:40:22	33.093 33.093	17.879 50.972	41.312 1:32.284	246,6	17:13.870 PIT EXIT
3	11:42:27	35.225 35.225	17.239 52.464	36.447 1:28.911	251,2	36.329 2:05.240
4	11:44:25	29.949 29.949	17.042 46.991	35.677 1:22.668	251,5	35.766 1:58.434
5	11:46:22	29.360 29.360	16.843 46.203	34.787 1:20.990	253,3	35.366 1:56.356
6	11:48:17	29.274 29.274	16.713 45.987	34.372 1:20.359	251,9	35.069 1:55.428
7	11:50:12	28.952 28.952	16.697 45.649	34.396 1:20.045	252	35.208 1:55.253
8	11:52:07	28.827 28.827	16.727 45.554	33.971 1:19.525	251,5	34.908 1:54.433
9	14:13:08	31.861 31.861	17.689 49.550	36.507 1:26.057	249,4	2:19:35.118 PIT EXIT
10	14:15:09	33.793 33.793	16.833 50.626	35.302 1:25.928	249,9	35.683 2:01.611
11	14:17:05	29.026 29.026	16.734 45.760	34.426 1:20.186	250,8	35.291 1:55.477
12	14:18:59	28.794 28.794	16.650 45.444	34.178 1:19.622	251,7	34.861 1:54.483
13	14:20:53	28.526 28.526	16.592 45.118	34.143 1:19.261	251,6	34.790 1:54.051
14	14:38:56	30.410 30.410	17.208 47.618	36.410 1:24.028	250,5	16:38.936 PIT EXIT
15	14:45:03	39.891 39.891	16.862 56.753	36.179 1:32.932	249,6	4:33.808 PIT EXIT
16	14:47:05	34.357 34.357	16.831 51.188	34.825 1:26.013	251,6	35.476 2:01.489
17	14:57:33	29.126 29.126	16.967 46.093	34.509 1:20.602	249,4	9:07.283 PIT EXIT
18	14:59:31	32.677 32.677	16.571 49.248	34.377 1:23.625	251,2	35.251 1:58.876
19	15:01:25	28.599 28.599	16.500 45.099	33.711 1:18.810	251,7	34.680 1:53.490
20	15:03:18	<u>28.461</u> <u>28.461</u>	<u>16.448</u> <u>44.909</u>	<u>33.579</u> <u>1:18.488</u>	251,4	<u>34.570</u> <u>1:53.058</u>
21		30.412 30.412	16.887 47.299	35.219 1:22.518	250,3	-----



CIRCUITO DE JEREZ - WSBK TEST
Thursday, January 23rd 2025
INDIVIDUAL ANALYSIS
165.- Jonathan REA - Pata Maxus Yamaha

Lap	Time	IP1	IP2	IP3	VMax	FL
Mejor Sectores	FL - IP1	IP1 - IP2	IP2 - IP3	IP3 - FL		
	28.461	16.448	33.579	34.570		



212

CIRCUITO DE JEREZ - WSBK TEST
Thursday, January 23rd 2025
INDIVIDUAL ANALYSIS
212.- Borja GÓMEZ - Team HRC WorldSBK

Lap	Time	IP1	IP2	IP3	VMax	FL
1	12:15:32	36.180 36.180	18.271 54.451	38.563 1:33.014	235,3	38.386 2:11.400
2	12:17:34	31.063 31.063	17.527 48.590	36.676 1:25.266	245,3	36.801 2:02.067
3	12:19:33	<u>29.992</u> <u>29.992</u>	<u>16.834</u> <u>46.826</u>	<u>35.430</u> <u>1:22.256</u>	249,2	<u>36.216</u> 1:58.472
4	12:48:54	29.996 29.996	17.064 47.060	37.972 1:25.032	247,4	27:56.399 PIT EXIT
5	12:51:03	35.961 35.961	17.899 53.860	37.834 1:31.694	235,9	37.434 2:09.128
6		30.353 30.353	17.348 47.701	38.981 1:26.682	241,3	-----

Mejor Sectores	FL - IP1	IP1 - IP2	IP2 - IP3	IP3 - FL
	29.992	16.834	35.430	36.216